SANTA CRUZ CITY SCHOOLS DISTRICT
REGULAR MEETING FOR THE ELEMENTARY
AND SECONDARY DISTRICTS
WEDNESDAY, JUNE 16, 2021
OPEN SESSION BEGINS AT 6:30 P.M.
ZOOM REMOTE BOARD MEETING
WITH BOARD IN PERSON AT COE

POSTED
DATE:
TIME:
LOCATION:
EMPLOYEE:

COMMUNITY MEMBERS CAN PARTICIPATE REMOTELY VIA ZOOM:
Click on this link to join meeting. Meeting Password: SCCS

If a member of the community would like to submit public comment on a closed session item in lieu of speaking on zoom, please email the Board Clerk at boardclerk@sccs.net by 12:00 p.m. on June 16, 2021.

AGENDA

	Item	*Purpose / Support*
	Agenda (Estimated Time)	
1.	**Convene Closed Session**	***5:30 p.m.***
1.1.	Roll Call	
1.2.	Public Comments prior to Closed Session	*Members of the public may comment on items that ARE listed on the Closed Session Agenda.* ***If you have a comment regarding an item on the agenda prior to closed session, please submit your comment via email to boardclerk@sccs.net.***
2.	**Closed Session Items**	
2.1.	Certificated/Classified/Management Leaves, Retirements, Resignations & Appointments	***5:35 p.m.*** *Information for possible action*
2.2.	Public Employee Discipline/Dismissal/Release/Complaint (Govt. Code Section 54957)	***5:40 p.m.*** *Information for possible action*
2.3.	Conference with Labor Negotiators (Govt. Code Section 54957.6)	***5:45 p.m.*** *SCCS Negotiator Parks will provide an update to and receive direction from Trustees regarding negotiations with the GSCFT.*
2.4.	Conference with Labor Negotiators (Govt. Code Section 54957.6)	***5:50 p.m.*** *SCCS Negotiator Parks will provide an update to and receive direction from Trustees regarding negotiations with the SCCCE.*
2.5.	Public Employee Performance Evaluation (Govt. Code Section 5497)	***5:55 p.m.*** *Title: Superintendent Subject: 2020-21 Goals*
3.	**Convene Open Session**	***6:30 p.m.***
3.1.	Welcome	
3.2.	Agenda Changes, Additions or Deletions & Announcements	

SANTA CRUZ CITY SCHOOLS DISTRICT
REGULAR MEETING FOR THE ELEMENTARY
AND SECONDARY DISTRICTS
WEDNESDAY, JUNE 16, 2021
OPEN SESSION BEGINS AT 6:30 P.M.
ZOOM REMOTE BOARD MEETING
WITH BOARD IN PERSON AT COE

POSTED
DATE:
TIME:
LOCATION:
EMPLOYEE:

COMMUNITY MEMBERS CAN PARTICIPATE REMOTELY VIA ZOOM:
Click on this link to join meeting. Meeting Password: SCCS

If a member of the community would like to submit public comment on a closed session item in lieu of speaking on zoom, please email the Board Clerk at boardclerk@sccs.net by 12:00 p.m. on June 16, 2021.

AGENDA

4.	**Public Comments**	*For presentations of matters **not** on the Agenda. 3 minutes for individuals; 15 minutes per subject.* ***Note to Members of the Public: Thank you for taking the time to attend this meeting. Santa Cruz City School Board Members appreciate your presence and your comments regarding items not on the agenda are valued. Per Santa Cruz City Schools Board Bylaw protocols, Trustees will not comment on Public Comments during this time.***
5.	**Superintendent's Report**	***6:40 p.m.***
5.1.	Recognition of Measures T & U Campaign Leaders	
5.2.	Superintendent's Reports	
5.3.	Students' Reports	
6.	**Board Members' Reports**	***6:50 p.m.***
6.1.	Board Members' Reports	
6.2.	Board President's Report	
7.	**Approval of Minutes**	***7:00 p.m.***
7.1.	Meeting May 26, 2021	
8.	**General Public Business**	
8.1.	**Consent Agenda Non-Contract Items and Items to be Received: These matters may be passed by one roll call motion.**	***7:05 p.m.***
8.1.1.	**Educational Services**	
8.1.1.1.	Williams 4th Quarterly Report	

SANTA CRUZ CITY SCHOOLS DISTRICT
REGULAR MEETING FOR THE ELEMENTARY
AND SECONDARY DISTRICTS
WEDNESDAY, JUNE 16, 2021
OPEN SESSION BEGINS AT 6:30 P.M.
ZOOM REMOTE BOARD MEETING
WITH BOARD IN PERSON AT COE

POSTED
DATE:
TIME:
LOCATION:
EMPLOYEE:

COMMUNITY MEMBERS CAN PARTICIPATE REMOTELY VIA ZOOM:
Click on this link to join meeting. Meeting Password: SCCS

If a member of the community would like to submit public comment on a closed session item in lieu of speaking on zoom, please email the Board Clerk at boardclerk@sccs.net by 12:00 p.m. on June 16, 2021.

AGENDA

8.1.2. Business Services

8.1.2.1. Purchase Orders, Bids, & Quotes

8.1.2.2. Warrant Register

8.1.2.3. Budget Transfers

8.1.2.4. Disposition of Surplus Property

8.1.3. Human Resources

8.1.3.1. Personnel Actions--Certificated

8.1.3.2. Personnel Actions--Classified

8.1.3.3. Job Description: School Bus Driver – Fleet Maintenance Technician

8.1.3.4. Job Description: Transportation Trainer/Lead School Bus Driver

8.1.4. Governance/Superintendent *None.*

8.2. Consent Agenda: General Contracts & Agreements

8.2.1. Educational Services

8.2.1.1. Document Tracking Services License Renewal

8.2.1.2. Consultant Services Agreement: Organized Binder

8.2.1.3. Consultant Services Agreement: University of California Santa Cruz, MESA Program

8.2.1.4. MyLexia Contract Renewal

SANTA CRUZ CITY SCHOOLS DISTRICT
REGULAR MEETING FOR THE ELEMENTARY
AND SECONDARY DISTRICTS
WEDNESDAY, JUNE 16, 2021
OPEN SESSION BEGINS AT 6:30 P.M.
ZOOM REMOTE BOARD MEETING
WITH BOARD IN PERSON AT COE

POSTED
DATE:
TIME:
LOCATION:
EMPLOYEE:

COMMUNITY MEMBERS CAN PARTICIPATE REMOTELY VIA ZOOM:
Click on this link to join meeting. Meeting Password: SCCS

If a member of the community would like to submit public comment on a closed session item in lieu of speaking on zoom, please email the Board Clerk at boardclerk@sccs.net by 12:00 p.m. on June 16, 2021.

AGENDA

8.2.1.5. Advancement Via Individual Determination (AVID) Contract Renewal

8.2.1.6. Your Future is Our Business Annual Agreement 2021-22

8.2.1.7. CodeHS Annual Curriculum Purchase

8.2.1.8. Pear Deck License Renewal

8.2.1.9. Amplified IT Contract Renewal: Google Suite Upgrade

8.2.1.10. Screencastify Contract Renewal

8.2.1.11. EquatIO License Renewal

8.2.1.12. Curriculum Contract Renewal: Newsela

8.2.1.13. Curriculum Associates Contract Renewal: iReady

8.2.1.14. NWEA Measures of Academic Progress: 2021-22 Contract

8.2.1.15. Learning Ally License Renewal

8.2.1.16. Read 180 Subscription Renewal

8.2.1.17. Achieve 3000 Contract Renewal

8.2.1.18. SeeSaw License Renewal

8.2.1.19. Project Bike Tech Contract

8.2.1.20. EDPuzzle Contract Renewal

8.2.1.21. History Textbook Purchase: McGraw Hill & National Geographic

SANTA CRUZ CITY SCHOOLS DISTRICT
REGULAR MEETING FOR THE ELEMENTARY
AND SECONDARY DISTRICTS
WEDNESDAY, JUNE 16, 2021
OPEN SESSION BEGINS AT 6:30 P.M.
ZOOM REMOTE BOARD MEETING
WITH BOARD IN PERSON AT COE

POSTED
DATE:
TIME:
LOCATION:
EMPLOYEE:

COMMUNITY MEMBERS CAN PARTICIPATE REMOTELY VIA ZOOM:
Click on this link to join meeting. Meeting Password: SCCS

If a member of the community would like to submit public comment on a closed session item in lieu of speaking on zoom, please email the Board Clerk at boardclerk@sccs.net by 12:00 p.m. on June 16, 2021.

AGENDA

8.2.1.22. Extended School Year: Nonpublic Agency: Easterseals

8.2.1.23. Consultant Services Agreement: Hearing Conservation Associates

8.2.1.24. Zearn Account Renewal

8.2.1.25. iStation License Renewal

8.2.1.26. Educational Software for Guiding Instruction License Renewal

8.2.2. Business Services

8.2.2.1. Geo. H. Wilson Proposal: Gault Elementary Sewer Repairs

8.2.2.2. Facility Adviser Proposal: Software and Services

8.2.2.3. Food Service Bids: 2021-22

8.2.3. Human Resources

8.2.3.1. Contract Addendum: Superintendent

8.2.3.2. Contract Addendums: Assistant Superintendents

8.2.4. Governance/Superintendent

8.2.4.1. Annual Agreement: California School Board Association 2021-22 Membership

8.2.4.2. Annual Agreement: California School Boards Association 2021-22 Online Board Book and Policy Manual Maintenance

8.3. Consent Agenda: Bond Projects Contracts, Agreements, Proposals, Bids & Change Orders

SANTA CRUZ CITY SCHOOLS DISTRICT
REGULAR MEETING FOR THE ELEMENTARY
AND SECONDARY DISTRICTS
WEDNESDAY, JUNE 16, 2021
OPEN SESSION BEGINS AT 6:30 P.M.
ZOOM REMOTE BOARD MEETING
WITH BOARD IN PERSON AT COE

POSTED
DATE:
TIME:
LOCATION:
EMPLOYEE:

COMMUNITY MEMBERS CAN PARTICIPATE REMOTELY VIA ZOOM:
Click on this link to join meeting. Meeting Password: SCCS

If a member of the community would like to submit public comment on a closed session item in lieu of speaking on zoom, please email the Board Clerk at boardclerk@sccs.net by 12:00 p.m. on June 16, 2021.

AGENDA

8.3.1	19six Architects Proposal: Soquel High School Culinary Arts Modernization	
8.3.2.	19six Architects Proposal: Soquel High School Fitness Center	
8.3.3.	CRW Industries, Inc. Change Order 2: Branciforte Middle School Multipurpose Room Modernization	
8.3.4.	CRW Industries, Inc. Change Order 2: Branciforte Middle School Street Presence Improvements	
8.3.5.	Dilbeck & Sons, Incorporated Proposal: Facilities Yard New Driveway Approach	
8.4.	**Report of Closed Session Actions**	***7:10 p.m.***
8.4.1.	Report of Actions Taken in Closed Session	
8.5.	**Items to Be Transacted and/or Discussed**	
8.5.1.	**Educational Services**	.
8.5.1.1.	New Business: Curriculum Master Plan	***7:15 p.m.*** *Recommendation: Adopt the updated Curriculum Master Plan.*
8.5.1.2.	Staff Report: Local Control Accountability Plan Local Indicators	***7:45 p.m.*** *Staff will present the annually required Local Control Accountability Plan Local Indicators report*
8.5.1.3.	New Business: Local Control Accountability Plan 2021-22 Adoption	***7:55 p.m.*** *Recommendation: Adopt the 2021-22 Local Control Accountability Plan and Local Control Accountability Plan Annual Update.*
8.5.2.	**Business Services**	
8.5.2.1.	Staff Report: Student Climate Action Proposal	***8:15 p.m.*** *Students from Youth for Climate Justice will share a greenhouse gas inventory proposal.*

SANTA CRUZ CITY SCHOOLS DISTRICT
REGULAR MEETING FOR THE ELEMENTARY
AND SECONDARY DISTRICTS
WEDNESDAY, JUNE 16, 2021
OPEN SESSION BEGINS AT 6:30 P.M.
ZOOM REMOTE BOARD MEETING
WITH BOARD IN PERSON AT COE

POSTED
DATE:
TIME:
LOCATION:
EMPLOYEE:

COMMUNITY MEMBERS CAN PARTICIPATE REMOTELY VIA ZOOM:
Click on this link to join meeting. Meeting Password: SCCS

If a member of the community would like to submit public comment on a closed session item in lieu of speaking on zoom, please email the Board Clerk at boardclerk@sccs.net by 12:00 p.m. on June 16, 2021.

AGENDA

8.5.2.2.	New Business: 2021-2022 Budget Adoption	***8:40 p.m.*** *Recommendation: Adopt the 2021-2022 Budget*
8.5.2.3.	New Business: Resolution 39-20-21: Education Protection Account Spending Plan for 2021-22	***9:00 p.m.*** *Recommendation: Approve annually required Resolution 39-20-21: Education Protection Spending Plan for 2021-22.*
8.5.2.4.	Staff Report: Green Schools Committee Annual Report	***9:05 p.m.*** *Staff will present the annual Green Schools Committee Report.*
8.5.2.5.	New Business: Resolution 40-20-21: Summer Contract Approvals by Cabinet	***9:15 p.m.*** *Recommendation: Approve the annual Resolution 40-20-21: Summer Contract Approvals by Cabinet*
8.5.3.	**Human Resources**	
8.5.3.1.	New Business: Annual Resolution 41-20-21: Summer Personnel Actions	***9:20 p.m.*** *Recommendation: Approve the annual Resolution 41-20-21: Summer Personnel Actions*
8.5.4.	**Governance/Superintendent**	
8.5.4.1.	Possible Items for Future Meeting Agendas	***9:25 p.m.***

9. Adjournment

10. Return to Closed Session (if necessary)

11. Closed Session Action Report (if necessary)

12. Adjournment

The board book for this meeting, including this agenda and back-up materials, may be viewed or downloaded online: **http://sccs.net/board_of_education** or may be viewed at the District Office, 133 Mission St. Ste. 100, Santa Cruz, CA 95060.

Public Participation:

SANTA CRUZ CITY SCHOOLS DISTRICT
REGULAR MEETING FOR THE ELEMENTARY
AND SECONDARY DISTRICTS
WEDNESDAY, JUNE 16, 2021
OPEN SESSION BEGINS AT 6:30 P.M.
ZOOM REMOTE BOARD MEETING
WITH BOARD IN PERSON AT COE

POSTED
DATE:
TIME:
LOCATION:
EMPLOYEE:

COMMUNITY MEMBERS CAN PARTICIPATE REMOTELY VIA ZOOM:
Click on this link to join meeting. Meeting Password: SCCS

If a member of the community would like to submit public comment on a closed session item in lieu of speaking on zoom, please email the Board Clerk at boardclerk@sccs.net by 12:00 p.m. on June 16, 2021.

AGENDA

All persons are encouraged to attend and, when appropriate, to participate in meetings of the Santa Cruz City Schools Board of Education. If you wish to speak to an item on the agenda, please be present at the beginning of the meeting as any item, upon motion, may be moved to the beginning of the agenda. Consideration of all matters is conducted in open session except those relating to litigation, personnel and employee negotiations, which, by law, may be considered in closed session.

Translation Requests:
Spanish language translation is available on an as-needed basis. Please make advance arrangements with Alyssa Martinez by telephone at (831) 429-3410 extension 220.

Las Solicitudes de Traducción:
Traducciones del inglés al español y del español al inglés están disponibles en las sesiones de la mesa directiva. Por favor haga arreglos por anticipado con Alyssa Martinez por teléfono al numero (831) 429-3410 x220.

Board Meeting Information

1. The Regular Meeting on June 16, 2021, 6:30 p.m., at the Santa Cruz County Office of Education, and will be broadcast to the public remotely via Zoom.

MINUTES OF THE STUDY SESSION
OF THE SANTA CRUZ CITY SCHOOLS BOARD OF EDUCATION
FOR THE ELEMENTARY AND SECONDARY DISTRICTS
MAY 26, 2021

Convene Closed Session
Board President Vestal called this Closed Session Meeting to order at 5:00 p.m.

Public Comments for Closed Session Agenda Items
None

Convene Open Session
Board President Vestal called this Regular Meeting Open Session to order at 6:08 p.m.

Attendance at Meeting

Sheila Coonerty	John Owen	Cindy Ranii	Jeremy Shonick
Patricia Threet	Deb Tracy-Proulx	Claudia Vestal	

Absent: Student Board Representative Sophie Nigh
Student Board Representative Xhu Lopez Guzman

Kris Munro, Superintendent
Dorothy Coito, Assistant Superintendent, Educational Services
Molly Parks, Assistant Superintendent, Human Resources
Jim Monreal, Assistant Superintendent, Business Services
Members of the Audience

Welcome and Format
Board President Vestal welcomed those in attendance and explained the format used for this Study Session of the Board of Education.

3.2. Agenda Changes, Additions, or Deletions & Announcements
None.

PUBLIC COMMENTS

GSCFT President Casey Carlson asked the Board to think about how the district might be proactive when looking at declining enrollment and the budget implications of declining enrollment. Ms. Carlson shared the Union is in support of getting the community involved in exploring solutions presently, rather than waiting.

SCCCE President Jeanie Brown asked the Board to be thoughtful when building the budget and reserves, particularly when considering salary and cost of living increases. Ms. Brown also thanked the Board and Cabinet for collaborating with the SCCCE all year, and she expressed gratitude for positive negotiations.

Closed Session Items

Report of Actions Taken in Closed Session

Board Vice President Tracy-Proulx reported the following actions during closed session:

1. Ms. Parks provided an update and received direction from the board regarding SCCCE negotiations.
2. Ms. Parks provided an update and received direction from the board regarding GSCFT negotiations.
3. The Board President represented SCCS in negotiations regarding the Superintendent's Annual Contract Review.

ITEMS TO BE TRANSACTED AND/OR DISCUSSED

5.3.1. New Business: Expanded Learning Opportunities Grant

As a part of California Senate Bill 86, Santa Cruz City Schools met the reopening criteria of offering in-person instruction by April to be eligible to apply for the Expanded Learning Opportunities Grant. The Elementary District may apply for $1,260,602 in Expanded Learning Opportunities Funds and the Secondary District may apply for $3,205,917 in Expanded Learning Opportunities Funds. Both Districts will receive full funding if the Grant plans which include stakeholder input are Board approved before June 1, 2021 and then submitted to the County Office of Education. Trustees asked questions and had discussion.

MSP(Tracy-Proulx/Coonerty) 7-0, the Board of Education approved the Expanded Learning Opportunities Grant.

5.3.2. Study Session: Budget

Governor's May Revise

Assistant Superintendent Monreal reviewed the May Revise from the Governor and drew attention to the fact that districts are being asked to start programs with one-time monies from federal and state COVID stimulus funds. Trustees asked questions and had discussion.

Projected Budget for 2021-2022

Assistant Superintendent Monreal reviewed the budget being developed for 2021-22. The budget will come forward for a Public Hearing on June 2, 2020. Information reported by Mr. Monreal included: a review of Santa Cruz City Schools budget principals; budget highlights and assumptions; revenue and expenditure summaries; impact to 2021-22 fund balance; revenue sources and projections; expenditure projections; multi-year budget assumptions and multi-year projections; local and state funding descriptions; parcel taxes; and Local Control Accountability Plan supplemental resources. Trustees asked questions and had discussion.

Potential Establishment of Fund 17

Assistant Superintendent Monreal presented the possible establishment of a Fund 17 to the Board. Fund 17 is used primarily to provide for the accumulation of General Fund funds for general operating purposes other than capital outlay. Districts create these funds to weather the volatility of state funding and tax revenues in order to protect critical district programs and services. Assistant Superintendent Monreal requested the Board consider establishing a Fund 17. Trustees asked questions and had discussion.

6. Adjournment of Meeting

As there was no further business to come before the Board of Education, Board President Vestal adjourned this Regular Meeting at 9:03 p.m.

Board Meeting Schedule Information

1. The Study Session on May 26, 2021, 6:00 p.m., at the Santa Cruz County Office of Education, and will be broadcast to the public remotely via Zoom.
2. The Regular Meeting on June 2, 2021, 6:30 p.m., at the Santa Cruz County Office of Education, and will be broadcast to the public remotely via Zoom.
3. The Regular Meeting on June 16, 2021, 6:30 p.m., at the Santa Cruz County Office of Education, and will be broadcast to the public remotely via Zoom.

*For more details about this meeting, please visit our district website and listen to the meeting recording: http://sccs.net/board_of_education

Respectfully submitted,

Kris Munro, Superintendent
Santa Cruz City Schools

Claudia Vestal, President
Board of Education

SANTA CRUZ CITY SCHOOL DISTRICT

AGENDA ITEM: Williams Uniform Complaint 4th Quarterly Report

MEETING DATE: June 16, 2021

FROM: Dorothy Coito, Assistant Superintendent of Educational Services

THROUGH: Kris Munro, Superintendent

RECOMMENDATION:
Approve the Williams Uniform Complaint 4th Quarterly Report for 2020-21.

BACKGROUND:
According to Education Code and the District's Administrative Regulation on the Williams Uniform Complaint Policy, school districts must submit quarterly reports to the County Office of Education of all complaints filed in the areas of insufficient instructional materials, teacher vacancy or misassignment, and inadequate facilities.

Upon contacting each school site, it has been verified that there have been no complaints for the fourth quarter of the school year, which will end June 31, 2021. The accompanying report has been created to show that the district did not receive any complaints this quarter.

FISCAL IMPACT:
None

This work is done in support of the following district goals and their corresponding metrics:

Goal #1: All SCCS students will be prepared to successfully access post-secondary college and career opportunities.
Goal #5: SCCS will maintain a balanced budget and efficient and effective management.
Goal #6: SCCS will maintain strong communication and partnerships with its diverse community.

QUARTERLY DISTRICT STATUS REPORT OF UNIFORM COMPLAINTS
TO THE COUNTY SUPERINTENDENT OF SCHOOLS
QUARTER END JUNE 31, 2021

DISTRICT: Santa Cruz City Schools **Date Reported to District Governing Board: June 16, 2021**

I. INSTRUCTIONAL MATERIALS

A) Insufficient text books or instructional materials in classroom:

# of Complaints	# of Complaints Resolved	# of Complaints Unresolved*
0	0	0

***Explanation:**_____

B) Insufficient textbooks or instructional materials to take home:

# of Complaints	# of Complaints Resolved	# of Complaints Unresolved*
0	0	0

***Explanation:**_____

C) Textbooks or instructional materials in poor or unusable condition:

# of Complaints	# of Complaints Resolved	# of Complaints Unresolved*
0	0	0

***Explanation:**_____

II. TEACHER VACANCY OR MISASSIGNMENT

A) No assigned certified teacher at beginning of semester:

# of Complaints	# of Complaints Resolved	# of Complaints Unresolved*
0	0	0

***Explanation:**_____

B) Teacher lacking credentials or training to teach English Language Learners (ELL) with More than 20% ELL in class:

# of Complaints	# of Complaints Resolved	# of Complaints Unresolved*
0	0	0

***Explanation:**_____

C) Teacher instructing class lacking subject matter competency:

# of Complaints	# of Complaints Resolved	# of Complaints Unresolved*
0	0	0

***Explanation:**_____

III. FACILITIES

A) Conditions posing an emergency or urgent threat to the health or safety of students/staff:

# of Complaints	# of Complaints Resolved	# of Complaints Unresolved*
0	0	0

***Explanation:** _____

SANTA CRUZ CITY SCHOOL DISTRICT

AGENDA ITEM: Purchase Orders, Bids and Quotes

MEETING DATE: June 16, 2021

FROM: Jim Monreal, Assistant Superintendent, Business Services

THROUGH: Kris Munro, Superintendent

RECOMMENDATION:
Approve the purchase orders, quotes, bids and proposals from 05/22/2021 through 06/04/2021.

BACKGROUND:
A detailed report is attached, listing purchase orders, quotes and bids that require Board approval prior to release to vendors or ratification within 60 days as allowed by Education Code 17605. Also included for pre-approval are 2020-21 purchase orders which will be entered before the next regular Board meeting for Facility Services, Transportation, Food Services, and Central Purchasing for routine supplies and services.

The following definitions are provided to clarify the differences between purchase orders, quotes and bids:

Purchase Orders:
All purchases shall be made by formal contract or purchase order or shall be accompanied by a receipt. The Superintendent or designee may create a "blanket" or "open" purchase order system for the purchase of minor items as needed from a vendor.

Quotes:
For the purchase of materials and supplies between $15,000 and $60,000 more than one quote is required and may be verbal or written. When purchases will be $15,000 to $95,200 for contracted work other than Public Works Projects and $60,000 to $95,200 for materials and supplies, several vendors are contacted for written quotes/proposals. This process, though not as rigorous as a bid, ensures that the District has involved more than one vendor and will secure a competitive price.

Bids/RFP:
A formal process including advertising to notify prospective bidders, distribution of written specification regarding the work or materials, and compliance with legal guidelines for bidding, must be followed for contracted work other than CUPCCAA Public Works Projects projected to cost $96,700 and over, or for materials and supplies in the sum of $95,200 or over unless a Cooperative Purchasing Agreement is being utilized under PCC 20118. Under CUPCCAA contracts may be awarded up to $60,000 without additional quotes. Informal bidding

procedures are followed for Public Works projects from $60,000 to $200,000 and a formal bid process occurs for Public Works projects over $200,000 (PCC 20117(B), 20651(B). Bids are solicited from a wide pool of prospective vendors, thus assuring that when the award is made to the lowest responsible bidder and that the District receives the best price available.

This work is in direct support of the following District goal and its corresponding metrics:

Goal #5: SCCS will maintain a balanced budget and efficient and effective management.

Includes Purchase Orders dated 05/22/2021 - 06/04/2021

PO Number	Vendor Name	Requisition Information	Ordr Loc	Req Fund	Resource Description	Req Fund Order Amt
PO21-01669	ACE PORTABLE SERVIC	OPEN PO, PORTABLE TOILETS FOR ADULT ED	M&O	01	LEARN LOSS MITI	10,903.54
PO21-01935	CDW GOVERNMENT INC.	Wireless Teacher Microphones	IT	01	ELO GF	20,894.06
PO21-02110	SCHUTT RECONDITIONI	open po football reconditioning	SQHS	01	NO REPORTING RI	4,000.00
PO21-02111	AMAZON CAPITAL SERV	Woodshop supplies	SCHS	01	CAREER TECHNIC	997.26
PO21-02112	2080 MEDIA INC DBA	Confirming Broadcast Program	SCHS	01	Measure T	3,500.00
PO21-02113	PALACE BUSINESS SOL	CHAIRS FOR LOBBY	DO	01	NO REPORTING RI	785.88
PO21-02114	SANTA CRUZ COUNTY S	CFP - Soccer Referee's	HHS	01	Measure T	3,846.00
PO21-02115	UC REGENTS	Summer School - Math Project PD	CURR	01	ELO GF	2,400.00
PO21-02116	SANTA CRUZ COUNTY B	CFP - BB Officials	HHS	01	Measure T	2,671.00
PO21-02117	VENTURA COUNTY OFFI	CFP: CTE ADvisement - Gentile, Elizabeth	CURR	01	Measure T	125.00
PO21-02118	LIBERTY FLAGS INC	FLAGS FOR GA, SHS, MH PER KRIS	FIN	01	NO REPORTING RI	231.61
PO21-02120	JOSTENS INC	CUSTOM GRADUATION GOWNS. ETC	SCHS	01	NO REPORTING RI	2,000.00
PO21-02121	SURTEC INC	INVENTORY - CUSTODIAL	WRSH	01	NO REPORTING RI	2,326.15
PO21-02122	SWEDBERG ELECTRIC	ELECTRICAL WORK	SQHS	01	Measure T	2,500.00
PO21-02123	NEXT WAVE AUTOMATIO	Woodshop equipment	SCHS	01	CAREER TECHNIC	3,859.86
PO21-02124	RAPTOR TECHNOLOGIES	CFP: Raptor Technologies	IT	01	NO REPORTING RI	3,955.00
PO21-02125	SANTA CRUZ COUNTY B	CONFIRMING FOR PAYMENT-BB REFS	SCHS	01	Measure T	4,268.00
PO21-02126	SANTA CRUZ COUNTY S	confirming for payment-soccer refs	SCHS	01	Measure T	4,881.00
PO21-02127	AMAZON CAPITAL SERV	Middle Summer School Supplies	CURR	01	ELO GF	3,000.00
PO21-02128	AMAZON CAPITAL SERV	High Summer School Supplies	CURR	01	ELO GF	1,500.00
PO21-02129	AMAZON CAPITAL SERV	Summer High School - Woodshop	CURR	01	ELO GF	300.00
PO21-02130	AMAZON CAPITAL SERV	Summer High School - Bike Tech	CURR	01	ELO GF	200.00
PO21-02131	AMAZON CAPITAL SERV	Summer High School - Farming Woodshop	CURR	01	ELO GF	700.00
PO21-02132	AMAZON CAPITAL SERV	Summer High School - Engineering	CURR	01	ELO GF	700.00
PO21-02133	PHOENIX CERAMICS SU	Summer High School - Ceramics	CURR	01	ELO GF	700.00
PO21-02134	CALIFORNIA GEOLOGIC	SCHG GYM GEOLOGCICAL SURGEY	M&O	21	BOND, MEASURE /	3,600.00
PO21-02135	SWRCB	HH FIELD FEES	M&O	21	BOND, MEASURE /	729.00
PO21-02136	ALPHAGRAPHICS #462	Purchase of business card	M&O	01	ONGOING & MAJO	59.73
PO21-02137	PALACE BUSINESS SOL	20/21 ESY SP.ED. DEPT. MATERIALS/SUPPLIES	SPED	01	SE:STATE LOCAL	1,201.75
PO21-02138	SANTA CRUZ COE BUSI	CFP - VIRTUAL OUTDOOR SCIENCE SCHOOL	DLEL	01	Measure U	1,100.00
PO21-02139	COAST PAPER & SUPPL	INVENTORY - CUSTODIAL	WRSH	01	NO REPORTING RI	245.81
PO21-02140	SOQUEL HIGH SCHOOL	CFP-Graduation Flowers	SQHS	01	NO REPORTING RI	450.00
PO21-02141	MCARR ENTERPRISES I	Towing	TRAN	01	TRANSPORT:HOM	300.00
PO21-02142	DANIELSEN CO.	Food Supplies	FS	13	CHLD NUTR:SCHO	17,750.00
PO21-02143	HOME DEPOT INC	Summer School - Woodshop Open PO	CURR	01	ELO GF	600.00
PO21-02144	SAN LORENZO LUMBER	Summer School Woodshop - Open PO	CURR	01	ELO GF	800.00

The preceding Purchase Orders have been issued in accordance with the District's Purchasing Policy and authorization of the Board of Trustees. It is recommended that the preceding Purchase Orders be approved and that payment be authorized upon delivery and acceptance of the items ordered.

ESCAPE ONLINE

Includes Purchase Orders dated 05/22/2021 - 06/04/2021

PO Number	Vendor Name	Requisition Information	Ordr Loc	Req Fund	Resource Description	Req Fund Order Amt
PO21-02145	ALEXIS PARTY RENTAL	Chair Rentail for June 2021 Leadership	SUPT	01	NO REPORTING RI	60.00
PO21-02146	PPD MULTIMEDIA	CFP - Monument Sign	HHS	01	NO REPORTING RI	519.69
PO21-02147	SENSERA SYSTEMS INC	Purchase of replacment solar panel	M&O	01	OTHER RESTRICT	588.00
PO21-02148	RHINO FLEET TRACKIN	MAY& JUNE 2021 MONTHLY TRACKING DEVICE	M&O	01	NO REPORTING RI	644.10
PO21-02149	CRAFT SUPPLIES USA	Summer School - Woodshop Materials	CURR	01	ELO GF	229.37
PO21-02150	ACCO-WILSON INC DBA	PO FOR GAULT SANITARY SEWER REPAIRS	GAEL	01	OTHER RESTRICT	49,528.00
PO21-02151	NETXPERTS INC	PO FOR THE PURCHASE OF CABLING MATERIALS	M&O	01	ONGOING & MAJO	10,000.00
PO21-02152	REGISTER PAJARONIAN	BOND ADVERTISING	M&O	21	BOND, MEASURE /	20,000.00
PO22-00001	DOCTORS ON DUTY MED	OPEN ORDER TB/CDS TESTING	HR	01	NO REPORTING RI	1,200.00
PO22-00002	BIOMETRICS4ALL INC	OPEN ORDER Fingerprinting Service	HR	01	NO REPORTING RI	800.00
PO22-00003	CENTRAL DRUG SYSTEM	OPEN ORDER Central Drug Services	HR	01	NO REPORTING RI	1,000.00
PO22-00004	AMERICAN RED CROSS	OPEN ORDER American Red Cross CPR	HR	01	NO REPORTING RI	600.00
PO22-00005	PALACE BUSINESS SOL	OPEN ORDER HR Office Supplies	HR	01	NO REPORTING RI	800.00
PO22-00006	AMAZON.COM	OPEN PO OFFICE SUPPLIES	HR	01	NO REPORTING RI	800.00
PO22-00007	DOCTORS ON DUTY MED	Open PO for Driver Physicals	TRAN	01	TRANSPORT:HOM	750.00
PO22-00008	MCARR ENTERPRISES I	Open PO for Towing	TRAN	01	TRANSPORT:HOM	100.00
PO22-00009	MCARR ENTERPRISES I	Open PO for Towing	TRAN	01	TRANSPORT:SPEC	100.00
PO22-00010	ROBERT L IVERS	Open PO for Opacity Tests	TRAN	01	TRANSPORT:HOM	350.00
PO22-00011	ROBERT L IVERS	Open PO for Opacity Tests	TRAN	01	TRANSPORT:SPEC	350.00
PO22-00012	LION ELECTRIC CO US	Open PO for Electric Bus Service	TRAN	01	TRANSPORT:HOM	500.00
PO22-00013	LION ELECTRIC CO US	Open PO for Electric Bus Service	TRAN	01	TRANSPORT:SPEC	500.00
PO22-00014	NAPA AUTO PARTS	Open PO for Bus Parts	TRAN	01	TRANSPORT:SPEC	3,000.00
PO22-00015	NORTH BAY FORD	Open PO for Bus Parts	TRAN	01	TRANSPORT:HOM	200.00
PO22-00016	NORTH BAY FORD	Open PO for Bus Repairs	TRAN	01	TRANSPORT:HOM	3,000.00
PO22-00017	NORTH BAY FORD	Open PO for Bus Repairs	TRAN	01	TRANSPORT:SPEC	3,000.00
PO22-00018	PACIFIC TRUCK PARTS	Open PO for Bus Parts	TRAN	01	TRANSPORT:HOM	2,500.00
PO22-00019	PAJARO VALLEY USD	Open PO for Bus Repairs	TRAN	01	TRANSPORT:HOM	500.00
PO22-00020	PALACE BUSINESS SOL	Open PO for Office Supplies	TRAN	01	TRANSPORT:HOM	500.00
PO22-00021	COAST COUNTIES PETE	Open PO for Bus Repairs	TRAN	01	TRANSPORT:HOM	2,000.00
PO22-00022	COAST COUNTIES PETE	Open PO for Bus Repairs	TRAN	01	TRANSPORT:SPEC	1,000.00
PO22-00023	TRAVIS PRIOR DBA PR	Open PO for Tires	TRAN	01	TRANSPORT:HOM	2,500.00
PO22-00024	TRAVIS PRIOR DBA PR	Open PO for Tires	TRAN	01	TRANSPORT:SPEC	2,500.00
PO22-00025	TRAVIS PRIOR DBA PR	Open PO for Repairs	TRAN	01	TRANSPORT:HOM	500.00
PO22-00026	TRAVIS PRIOR DBA PR	Open PO for Repairs	TRAN	01	TRANSPORT:SPEC	500.00
PO22-00027	ROSSI'S TOWING	Open PO for Towing	TRAN	01	TRANSPORT:HOM	300.00
PO22-00028	ROSSI'S TOWING	Open PO for Towing	TRAN	01	TRANSPORT:SPEC	300.00
PO22-00029	SALINAS VALLEY FORD	Open PO for Bus Repairs	TRAN	01	TRANSPORT:HOM	500.00
PO22-00030	SALINAS VALLEY FORD	Open PO for Bus Repairs	TRAN	01	TRANSPORT:SPEC	500.00

The preceding Purchase Orders have been issued in accordance with the District's Purchasing Policy and authorization of the Board of Trustees. It is recommended that the preceding Purchase Orders be approved and that payment be authorized upon delivery and acceptance of the items ordered.

ESCAPE ONLINE

Includes Purchase Orders dated 05/22/2021 - 06/04/2021

PO Number	Vendor Name	Requisition Information	Ordr Loc	Req Fund	Resource Description	Req Fund Order Amt
PO22-00031	SANTA CRUZ FIRE EQU	Refill Fire Extinguishers	TRAN	01	TRANSPORT:HOM	750.00
PO22-00032	VERTICAL BRIDGE TOW	Tower Space Rent	TRAN	01	TRANSPORT:HOM	3,700.00
PO22-00033	WILLIAMSON BODY & P	Bus Repairs	TRAN	01	TRANSPORT:SPEC	4,122.00
PO22-00034	A-Z BUS SALES INC	Open PO for Bus Parts	TRAN	01	TRANSPORT:HOM	2,000.00
PO22-00035	A-Z BUS SALES INC	Open PO for Bus Parts	TRAN	01	TRANSPORT:SPEC	2,000.00
PO22-00036	ACTION AUTO GLASS	Open PO for Glass Installation	TRAN	01	TRANSPORT:HOM	200.00
PO22-00037	ALWAYS TOWING & REC	Open PO for Towing	TRAN	01	TRANSPORT:HOM	500.00
PO22-00038	ALWAYS TOWING & REC	Open PO for Towing	TRAN	01	TRANSPORT:SPEC	250.00
PO22-00039	AUTO ELECTRIC SPECI	Open PO for Bus Repairs	TRAN	01	TRANSPORT:HOM	100.00
PO22-00040	AUTO ELECTRIC SPECI	Open PO for Bus Repairs	TRAN	01	TRANSPORT:SPEC	100.00
PO22-00041	OTTLEY INC DBA BLUE	Transportation	TRAN	01	TRANSPORT:HOM	1,000.00
PO22-00042	BUSWEST	Open PO for Bus Parts	TRAN	01	TRANSPORT:HOM	2,500.00
PO22-00043	CRUZIO	INTERNET SERVICE	BUSN	01	NO REPORTING RI	660.00
PO22-00044	BRINKS AWARDS & SIG	OPEN ORDER NAME PLATES ETC	DO	01	NO REPORTING RI	100.00
PO22-00045	NEOPOST USA INC	OPEN ORDER POSTAGE METER SUPPLIES	DO	01	NO REPORTING RI	500.00
PO22-00046	PALACE BUSINESS SOL	OPEN ORDER FOR COPY PAPER AT THE D.O.	DO	01	NO REPORTING RI	3,500.00
PO22-00047	FEDEX OFFICE	MAILING SERVICES	FIN	01	NO REPORTING RI	300.00
PO22-00048	QUADIENT LEASING US	21-22 POSTAGE METER LEASE - 60 MOS LTOP LEASE	FIN	01	NO REPORTING RI	3,200.00
PO22-00049	PENINSULA SPORTS IN	Open PO for Sports Fees	HHS	01	Measure T	3,000.00
PO22-00050	PACIFIC COAST ATHLE	Open PO for League Fees	HHS	01	Measure T	250.00
PO22-00051	CIF-CALIF INTERSCHO	Open PO for State League Dues	HHS	01	Measure T	800.00
PO22-00052	CIF-CCS	Open PO for Sports Fees	HHS	01	Measure T	4,000.00
PO22-00053	EARLE LAPP	Open PO for Clock Operation	HHS	01	Measure T	1,200.00
PO22-00054	NORCAL WOMEN'S LACR	Open PO for Lacrosse Officials	HHS	01	Measure T	1,500.00
PO22-00055	MAC WATER POLO ASSO	Open PO for Officials/Fees	HHS	01	Measure T	3,000.00
PO22-00056	ADA BADMINTON & TEN	PE Equipment	HHS	01	NO REPORTING RI	637.45
PO22-00057	PLAY IT AGAIN SPORT	OPEN ORDER FOR PLAYGROUND ITEMS	HR	01	NO REPORTING RI	100.00
PO22-00058	EDFILES INC	EDFILE SERVICES	SPED	01	NO REPORTING RI	3,000.00
PO22-00059	CARTRIDGE WORLD	Open PO for Ink/Toner	HHS	01	NO REPORTING RI	2,000.00
PO22-00060	TEXTBOOK WAREHOUSE	Textbooks	HHS	01	NO REPORTING RI	3,962.50
PO22-00061	AMAZON CAPITAL SERV	Chemistry IB Textbooks	HHS	01	NO REPORTING RI	778.95
PO22-00062	FOLLETT SCHOOL SOLU	Books for IB Spanish	HHS	01	NO REPORTING RI	287.11
PO22-00063	FOLLETT SCHOOL SOLU	IB Textbooks	HHS	01	NO REPORTING RI	4,751.72
PO22-00064	COMPLETE MAILING SE	MAILING SERVICES	DO	01	NO REPORTING RI	23,000.00
PO22-00065	SC COAST ATHLETHIC	Open PO-League Dues	HHS	01	Measure T	7,000.00
PO22-00066	MHB VOLLEYBALL CONS	Open PO for Officials/Fees	HHS	01	Measure T	6,000.00
PO22-00067	SANTA CRUZ COUNTY B	Open PO for BB Officials	HHS	01	Measure T	6,500.00
PO22-00068	SANTA CRUZ COUNTY S	Open PO for Soccer Referees	HHS	01	Measure T	6,500.00
PO22-00069	PALACE BUSINESS SOL	Open PO for Office Supplies	HHS	01	NO REPORTING RI	5,000.00

The preceding Purchase Orders have been issued in accordance with the District's Purchasing Policy and authorization of the Board of Trustees. It is recommended that the preceding Purchase Orders be approved and that payment be authorized upon delivery and acceptance of the items ordered.

ESCAPE ONLINE

Includes Purchase Orders dated 05/22/2021 - 06/04/2021

PO Number	Vendor Name	Requisition Information	Ordr Loc	Req Fund	Resource Description	Req Fund Order Amt
PO22-00070	RIDDELL ALL AMERICA	Open PO for Football Reconditioning	HHS	01	NO REPORTING RI	7,500.00
PO22-00071	MANAGEBAC INC	Online Learning Platform	HHS	01	LCFF SUPP FUNDI	9,681.00
PO22-00072	TEXTBOOK WAREHOUSE	IB Textbooks	HHS	01	NO REPORTING RI	6,030.60
PO22-00073	FOLLETT SCHOOL SOLU	IB Textbooks	HHS	01	NO REPORTING RI	7,777.51
PO22-00074	DIESELWORKS	Open PO for Bus Repairs/Service	TRAN	01	TRANSPORT:HOM	5,000.00
PO22-00075	DIESELWORKS	Open PO for Bus Repairs/Service	TRAN	01	TRANSPORT:SPEC	5,000.00
PO22-00076	FLYERS ENERGY LLC	Open PO for Fuel	TRAN	01	TRANSPORT:HOM	20,000.00
PO22-00077	FLYERS ENERGY LLC	Open PO for Fuel	TRAN	01	TRANSPORT:SPEC	13,000.00
PO22-00078	LUX BUS AMERICA	Open PO for Football Transportation	TRAN	01	NO REPORTING RI	10,000.00
PO22-00079	NAPA AUTO PARTS	Open PO for Bus Parts	TRAN	01	TRANSPORT:HOM	5,000.00
PO22-00080	SAN JOSE CHARTER IN	Open PO for Football Transportation	TRAN	01	NO REPORTING RI	5,000.00
PO22-00081	FRONTLINE TECHNOLOG	Frontline Central Annual payment	HR	01	NO REPORTING RI	12,978.33
PO22-00082	CALIF. DEPT OF JUST	OPEN ORDER DOJ Fingerprinting	HR	01	NO REPORTING RI	12,000.00
PO22-00083	SANTA CRUZ, CITY OF	STORM WATER USERS CHARGE	FIN	01	NO REPORTING RI	4,542.17
PO22-00084	COSTCO MEMBERSHIP	ANNUAL MEMBERSHIP	BUSN	01	NO REPORTING RI	60.00
PO22-00085	IMPRINTS INC	OPEN PO FOR ASSET TAGS	M&O	01	ONGOING & MAJO	1,020.00
PO22-00086	SMARTSIGN	ASSET TAGS (ASSET TIGER)	WRSH	01	ONGOING & MAJO	600.00
PO22-00087	RAY MORGAN CO.	LASERFICHE ANNUAL RENEWAL	FIN	01	NO REPORTING RI	2,212.50
PO22-00088	SANTA CRUZ SENTINEL	LEGAL ADS	DO	01	NO REPORTING RI	100.00
PO22-00089	UNITED PARCEL SERVI	OPEN ORDER FOR SHIPPING SERVICES	DO	01	NO REPORTING RI	600.00
PO22-00090	AMAZON.COM	DISTRICT WIDE SAIL SUPPLIES	SPED	01	SE:STATE LOCAL	1,500.00
					Total	**459,151.65**

The preceding Purchase Orders have been issued in accordance with the District's Purchasing Policy and authorization of the Board of Trustees. It is recommended that the preceding Purchase Orders be approved and that payment be authorized upon delivery and acceptance of the items ordered.

ESCAPE ONLINE

SANTA CRUZ CITY SCHOOL DISTRICT

AGENDA ITEM: Warrant Register

MEETING DATE: June 16, 2021

FROM: Jim Monreal, Assistant Superintendent, Business Services

THROUGH: Kris Munro, Superintendent

RECOMMENDATION:
Approve the warrants on the Board Payment Report. The report covers vendor warrants issued from 05/24/2021 through 06/30/2021.

AGENDA ITEM: 8.1.2.2.

Checks Dated 05/24/2021 through 06/30/2021

Check Number	Check Date	Pay to the Order of		Check Amount
970067	05/24/2021	Calden, Shannon W		46.97
970068	05/24/2021	Gomez, Vince C		399.45
970069	05/24/2021	Lerman, Bernette M		23.77
970070	05/24/2021	Munro, Kristin E		53.58
970071	05/24/2021	O'Farrell, Stacy L		190.93
970072	05/24/2021	Ramirez, Janinee		139.38
970073	05/24/2021	Greene, Shannon T		157.24
970074	05/24/2021	Rackley, Theron M		35.32
970075	05/24/2021	Ferrell, Laurie R		96.10
970076	05/24/2021	Burke, Kathleen A		40.76
970077	05/24/2021	Toschi, Dina R		80.36
970078	05/24/2021	Bruner, Matthew D		190.38
970079	05/24/2021	Lucadano, Marc		270.00
970080	05/24/2021	Curley IV, Clyde J		122.32
970081	05/24/2021	Daniels, Cerise E		16.99
970082	05/24/2021	Haeger, Katrina E		185.25
970083	05/24/2021	CEN-CON INC		43,173.00
970084	05/24/2021	DEVELOPMENT GROUP INC		7,992.44
970085	05/24/2021	PALACE BUSINESS SOLUTIONS		1,488.42
970086	05/24/2021	PSR ELECTRIC		5,251.50
970087	05/24/2021	AMAZON CAPITAL SERVICES		14,100.80
		Unpaid Tax	23.97	
		Expensed Amount	14,124.77	
970088	05/24/2021	Ballaban, Helayne		43.41
970089	05/24/2021	Garcia, Yvette C		75.00
970090	05/24/2021	Johnston, Jennifer L		48.99
970091	05/24/2021	LaMotte, Margaret E		436.98
970092	05/24/2021	McGuire-Wynn, Shannon R		200.00
970093	05/24/2021	Menser, Melissa A		178.85
970094	05/24/2021	Moore, Laura A		226.34
970095	05/24/2021	Salgado, Cristina S		329.90
970096	05/24/2021	Torres-Moran, Anthony L		164.12
970097	05/24/2021	Ramirez, Janinee		115.00
970098	05/24/2021	Smith, Justin		40.88
970099	05/24/2021	Asamoto, Erin E		75.00
970100	05/24/2021	Flynn, Pamela J		300.00
970101	05/24/2021	Somers, Marshall		202.87
970102	05/24/2021	Hilderbrand, Laurie A		73.08
970103	05/24/2021	Jimenez, Roxana E		198.30
970104	05/24/2021	Wilson, Diana M		32.40
970105	05/24/2021	Frates III, Emil F		69.05
970106	05/24/2021	Curley IV, Clyde J		45.76
970107	05/24/2021	Griffith, Kathy L		6.99
970108	05/24/2021	AMAZON CAPITAL SERVICES		7,805.65
		Unpaid Tax	.27	
		Expensed Amount	7,805.92	
970109	05/24/2021	ALBION ENVIRONMENTAL INC		21,130.03
970110	05/24/2021	BELLI ARCHITECTURAL GROUP INC		32,282.69

The preceding Checks have been issued in accordance with the District's Policy and authorization of the Board of Trustees. It is recommended that the preceding Checks be approved.

ESCAPE ONLINE

Checks Dated 05/24/2021 through 06/30/2021

Check Number	Check Date	Pay to the Order of	Check Amount
970111	05/24/2021	CDW GOVERNMENT INC.	193,748.75
970112	05/24/2021	FIELDTURF USA	974,149.40
970113	05/24/2021	LEACH GROUP INC	17,940.00
970114	05/24/2021	LOCATELLI MOVING & STORAGE INC	2,950.00
970115	05/24/2021	M3 ENVIRONMENTAL CONSULTING	1,650.00
970116	05/24/2021	MADI 19SIX ARCHITECTS	54,762.77
970117	05/24/2021	PSR ELECTRIC	4,095.00
970118	05/24/2021	VERDE DESIGN INC	4,985.00
970119	05/24/2021	A-Z BUS SALES INC	78.80
970120	05/24/2021	ALPHAGRAPHICS SANTA CRUZ	450.50
970121	05/24/2021	AMS.NET	2,300.00
970122	05/24/2021	APPLE COMPUTER INC	194.47
970123	05/24/2021	B & H PHOTO	4,876.15
970124	05/24/2021	BALANCE4KIDS	33,155.46
970125	05/24/2021	BAY SCHOOL, THE	59,507.16
970126	05/24/2021	BSN SPORTS LLC	2,739.24
970127	05/24/2021	CAROLYN R POST	1,200.00
970128	05/24/2021	CENTRAL HOME SUPPLY	748.54
970129	05/24/2021	CINTAS CORPORATIONS	114.80
970130	05/24/2021	COAST PAPER & SUPPLY	3,296.61
970131	05/24/2021	COLLEGE BOARD, THE	1,411.00
970132	05/24/2021	CRICK SOFTWARE INC	600.00
970133	05/24/2021	DANIELSEN CO.	3,747.62
970134	05/24/2021	DEBORAH BELL MA/CCC	400.00
970135	05/24/2021	DEVELOPMENT GROUP INC	4,091.61
970136	05/24/2021	DICK BLICK CO.	5,968.11
970137	05/24/2021	EAI EDUCATION	2,772.41
970138	05/24/2021	EARLE LAPP	100.00
970139	05/24/2021	EASTER SEALS CENTRAL CALIF	7,110.26
970140	05/24/2021	EWING IRRIGATION PRODUCTS	222.30
970141	05/24/2021	FLYERS ENERGY LLC	1,514.54
970142	05/24/2021	FOLLETT SCHOOL SOLUTIONS INC	1,392.07
970143	05/24/2021	GOLD STAR FOODS	2,450.02
970144	05/24/2021	GOPHER SPORT	1,848.76
970145	05/24/2021	HOUGHTON MIFFLIN CO	976.03
970146	05/24/2021	INLAND LIGHTING SUPPLIES INC	2,398.00
970147	05/24/2021	JERENE LACEY	7,895.74
970148	05/24/2021	JOSTENS INC	238.11
970149	05/24/2021	MAC WATER POLO ASSOCIATION C/O DANIEL E SIRI CPA	1,614.00
970150	05/24/2021	MANTELMOUNT	8,804.30
970151	05/24/2021	NADHERNY-CALCIANO SYMPOSIUM	2,025.00
970152	05/24/2021	NAPA AUTO PARTS	61.49
970153	05/24/2021	NASCO	200.47
970154	05/24/2021	P & R PAPER SUPPLY COMPANY INC	389.40
970155	05/24/2021	PALACE BUSINESS SOLUTIONS	53.46
970156	05/24/2021	PAXTON PATTERSON INC	205.16
970157	05/24/2021	PDQ.COM CORPORATION	1,000.00
970158	05/24/2021	PERMA BOUND DIVISION INC	1,122.47
970159	05/24/2021	PRESENCE LEARNING INC	800.00

The preceding Checks have been issued in accordance with the District's Policy and authorization of the Board of Trustees. It is recommended that the preceding Checks be approved.

Checks Dated 05/24/2021 through 06/30/2021

Check Number	Check Date	Pay to the Order of	Check Amount
970160	05/24/2021	PRODUCERS DAIRY FOODS INC	2,648.39
970161	05/24/2021	RAY MORGAN CO.	34.31
970162	05/24/2021	RDV CONSULTING SERVICES	3,000.00
970163	05/24/2021	REBECCA J BRYAN	1,372.33
970164	05/24/2021	RIO GRANDE ALBUQUERQUE INC.	1,064.45
970165	05/24/2021	RYDIN DECAL	375.50
970166	05/24/2021	SAN LORENZO LUMBER AND HOME CENTER	636.15
970167	05/24/2021	SANTA CRUZ COUNTY ENVIRONMENTA L HEALTH SERVICE	463.00
970168	05/24/2021	SCOTT GREATHOUSE	750.00
970169	05/24/2021	SPEECHRIGHTER INC	3,220.00
970170	05/24/2021	SPURR	47,602.27
970171	05/24/2021	STEPS TO SUCCESS	5,302.50
970172	05/24/2021	THE PRINT GALLERY	1,529.50
970173	05/24/2021	TRIUMPH ACADEMY INC	9,764.00
970174	05/24/2021	USA SEALING INC	71,636.40
970175	05/24/2021	WATSONVILLE COAST PRODUCE	212.50
970176	05/24/2021	DEVELOPMENT GROUP INC	5,607.00
970177	05/24/2021	PRODUCERS DAIRY FOODS INC	184.98
970178	05/24/2021	ACCO-WILSON INC DBA GEO H WILSON	540.00
970179	05/24/2021	BENDSHAPE MASK LLC	352.13
970180	05/24/2021	BIRD SCHOOL PROJECT	700.00
970181	05/24/2021	BOOKSHOP SANTA CRUZ INC	1,767.69
970182	05/24/2021	BRIGHT EYES ENTERPRISE INC	339.90
970183	05/24/2021	BROPRINTS INC	1,651.86
970184	05/24/2021	C.C. IMEX EMBI TEC	357.26
970185	05/24/2021	CAROLYN R POST	825.00
970186	05/24/2021	CARTRIDGE WORLD	788.72
970187	05/24/2021	CDW GOVERNMENT INC.	33,257.96
970188	05/24/2021	CIF-CCS	1,920.00
970189	05/24/2021	CINTAS CORPORATIONS	114.80
970190	05/24/2021	CLTA CONFERENCE REGISTRATION	165.00
970191	05/24/2021	COASTAL ENTERPRISES	5,646.48
970192	05/24/2021	COMPLETE MAILING SERVICE INC	570.89
970193	05/24/2021	DANIELSEN CO.	3,986.57
970194	05/24/2021	DICK BLICK CO.	1,871.85
970195	05/24/2021	ENTERPRISE RENT-A-CAR CUST. ID XZCG133, BA# 17186195	1,092.77
970196	05/24/2021	EWING IRRIGATION PRODUCTS	136.16
970197	05/24/2021	FLYERS ENERGY LLC	1,571.58
970198	05/24/2021	FOLLETT SCHOOL SOLUTIONS INC	3,067.03
970199	05/24/2021	FRESNO OXYGEN & WELDING SUPPLY	2,149.03
970200	05/24/2021	GOLD STAR FOODS	3,411.21
970201	05/24/2021	GOPHER SPORT	524.71
970202	05/24/2021	GREENWASTE RECOVERY INC	6,607.56
970203	05/24/2021	HARBOR HIGH SCHOOL FINANCE	354.04
970204	05/24/2021	HARTFORD LIFE	3,153.61
970205	05/24/2021	ICTUS LIMITED INC	903.30
970206	05/24/2021	JENNIFER ANN JAEGER	810.00

Checks Dated 05/24/2021 through 06/30/2021

Check Number	Check Date	Pay to the Order of		Check Amount
970207	05/24/2021	JENNIFER RUSSO		4,000.00
970208	05/24/2021	JERENE LACEY		7,613.88
970209	05/24/2021	JIVE COMMUNICATIONS INC		1,207.24
970210	05/24/2021	JOSTENS INC		735.97
		Unpaid Tax	1.62	
		Expensed Amount	737.59	
970211	05/24/2021	JW PEPPER & SON INC		815.81
970212	05/24/2021	KATIE EICHOLZ		1,207.36
970213	05/24/2021	LAB-AIDS INC		1,174.82
970214	05/24/2021	LUCILLE IRENE BERLIN		113.90
970215	05/24/2021	MAC WATER POLO ASSOCIATION C/O DANIEL E SIRI CPA		878.00
970216	05/24/2021	MARTIN KROVETZ		3,000.00
970217	05/24/2021	MHB VOLLEYBALL CONSULTING SERV		2,030.00
970218	05/24/2021	NASCO		403.44
970219	05/24/2021	NEOPOST USA INC		62.23
970220	05/24/2021	OFFICE DEPOT		496.30
970221	05/24/2021	OTTLEY INC DBA BLUE WATER SEDANS		5,756.50
970222	05/24/2021	OVERHEAD DOOR COMPANY OF SALINAS		4,657.00
970223	05/24/2021	P & R PAPER SUPPLY COMPANY INC		336.99
970224	05/24/2021	PALACE BUSINESS SOLUTIONS		223.88
970225	05/24/2021	PHOENIX CERAMICS SUPPLY		5,426.40
970226	05/24/2021	PRODUCERS DAIRY FOODS INC		1,225.26
970227	05/24/2021	RAY MORGAN CO.		653.17
970228	05/24/2021	ROCKLER WOODWORKING & HARDWARE		1,430.97
970229	05/24/2021	ROGER'S REFRIGERATION INC		979.21
970230	05/24/2021	SAN LORENZO LUMBER AND HOME CENTER		741.95
970231	05/24/2021	SCHOLASTIC STORE ONLINE		22,381.46
970232	05/24/2021	SCHOOL HEALTH SUPPLY CO		43.34
970233	05/24/2021	SILKE COMMUNICATIONS INC		1,601.83
970234	05/24/2021	SISC		1,151,110.60
970235	05/24/2021	SOQUEL CREEK WATER DISTRICT		8,143.23
970236	05/24/2021	SOQUEL NURSERY GROWERS INC		378.28
970237	05/24/2021	SOUTHEASTERN PERFORMANCE APPAREL		2,525.20
970238	05/24/2021	SYLVAN MUSIC		607.43
970239	05/24/2021	VERNIER SOFTWARE		1,518.87
970240	05/24/2021	WARDS NATURAL SCIENCE EST. INC		105.28
970241	05/24/2021	WATSONVILLE COAST PRODUCE		111.75
970242	05/24/2021	WEST MUSIC COMPANY INC		39.95
970243	05/24/2021	SHARON REEVES		105.70
970770	05/31/2021	SANTA CRUZ, CITY OF		165.31
970771	05/31/2021	ZOOM VIDEO COMM INC		8.25
970772	05/31/2021	Geffken, Donna M		126.42
970773	05/31/2021	Hernandez, Amariah A		169.66
970774	05/31/2021	Dewey, Daniel J		38.19
970775	05/31/2021	Bouchti, Mohamed Amine		149.13
970776	05/31/2021	Stevens, Marion		683.90
970777	05/31/2021	AMAZON CAPITAL SERVICES		1,383.32

The preceding Checks have been issued in accordance with the District's Policy and authorization of the Board of Trustees. It is recommended that the preceding Checks be approved.

Checks Dated 05/24/2021 through 06/30/2021

Check Number	Check Date	Pay to the Order of	Check Amount
		Unpaid Tax .19	
		Expensed Amount 1,383.51	
970778	05/31/2021	AMERICAN RED CROSS	32.00
970779	05/31/2021	AT&T	1,232.12
970780	05/31/2021	BIORAD LABS LIFE SCIENCE	611.80
970781	05/31/2021	BOOKSHOP SANTA CRUZ INC	1,708.62
970782	05/31/2021	BRITE HORIZONS THE ABRITE ORGANIZATION	40,530.00
970783	05/31/2021	CARD SERVICE CENTER	1,281.02
970784	05/31/2021	CARL L HEEBNER JR DBA PURE AUDIO SERVICES	2,000.00
970785	05/31/2021	COAST PAPER & SUPPLY	1,507.92
970786	05/31/2021	CONTINENTAL ATHLETIC	7,363.04
970787	05/31/2021	DICK BLICK CO.	514.44
970788	05/31/2021	DIESELWORKS	6,169.00
970789	05/31/2021	EAI EDUCATION	5,627.60
970790	05/31/2021	FAGEN FRIEDMAN & FULFROST LLP	2,292.50
970791	05/31/2021	FULL COMPASS SYSTEMS LTD	5,400.50
970792	05/31/2021	GENERAL BINDING CORP	1,831.79
970793	05/31/2021	HEGGERTY PHONEMIC AWARENESS	410.35
970794	05/31/2021	LECTORUM PUBLICATIONS INC	88.07
970795	05/31/2021	LISA DUPONT	5,733.00
970796	05/31/2021	MACMURRAY PACIFIC	370.01
970797	05/31/2021	MEDICAL BILLING TECHNOLOGIES	22.15
970798	05/31/2021	NAPA AUTO PARTS	82.52
970799	05/31/2021	NORTHSTAR AV LLC	84.12
970800	05/31/2021	PALACE BUSINESS SOLUTIONS	465.87
970801	05/31/2021	PARK & SUN INC	319.99
970802	05/31/2021	PHOENIX CERAMICS SUPPLY	9,007.66
970803	05/31/2021	PLUSOPTIX INC	295.00
970804	05/31/2021	RAY MORGAN CO.	697.54
970805	05/31/2021	RIO GRANDE ALBUQUERQUE INC.	1,997.64
970806	05/31/2021	CHARLES WISSE	95.00
970807	05/31/2021	DOREEN MARSHALL	20.00
970808	05/31/2021	FRANCISCO BECERRA	90.00
970809	05/31/2021	JAMIE LOUSTALOT	95.00
970810	05/31/2021	KATE BATEMAN	95.00
970811	05/31/2021	LUIS BARRIENTOS	95.00
970812	05/31/2021	MARCO GUERRA	95.00
970813	05/31/2021	MARIA BOUTELL	95.00
970814	05/31/2021	MELISSA LOPEZ	95.00
970815	05/31/2021	NGA TRINH-HALPERIN	95.00
970816	05/31/2021	A SIGN ASAP	268.89
970817	05/31/2021	AA SAFE & LOCK COMPANY	80.00
970818	05/31/2021	ABA BUILDING SERVICES	94,726.00
970819	05/31/2021	ABACHERLI FENCE CO	895.00
970820	05/31/2021	ACCO-WILSON INC DBA GEO H WILSON	10,104.24
970821	05/31/2021	ACCO-WILSON INC DBA GEO H WILSON	260.00
970822	05/31/2021	ACCO-WILSON INC DBA GEO H WILSON	9,954.10
970823	05/31/2021	ACCO-WILSON INC DBA GEO H WILSON	330.00
970824	05/31/2021	ACCO-WILSON INC DBA GEO H WILSON	13,797.00

The preceding Checks have been issued in accordance with the District's Policy and authorization of the Board of Trustees. It is recommended that the preceding Checks be approved.

Checks Dated 05/24/2021 through 06/30/2021

Check Number	Check Date	Pay to the Order of	Check Amount
970825	05/31/2021	ACE PORTABLE SERVICES	2,665.91
970826	05/31/2021	ALBERT'S PLUMBING & DRAIN	389.00
970827	05/31/2021	ALPHAGRAPHICS #462	59.73
970828	05/31/2021	AMAZON CAPITAL SERVICES	676.91
970829	05/31/2021	APPI	14,963.66
970830	05/31/2021	AUTO CARE LIFESAVER TOWING	798.00
970831	05/31/2021	CENTRAL COAST SYSTEMS INC	1,062.00
970832	05/31/2021	CENTRAL HOME SUPPLY	1,323.58
970833	05/31/2021	CINTAS CORPORATIONS	671.37
970834	05/31/2021	COAST LOCK & SAFE	60.42
970835	05/31/2021	DEVELOPMENT GROUP INC	7,539.22
970836	05/31/2021	DIRECT LINE TELE RESPONSE	116.02
970837	05/31/2021	EWING IRRIGATION PRODUCTS	588.56
970838	05/31/2021	FERGUSON ENTERPRISES	201.29
970839	05/31/2021	FIRST ALARM	795.45
970840	05/31/2021	FIX AIR	1,098.16
970841	05/31/2021	FLYERS ENERGY LLC	1,512.03
970842	05/31/2021	GRAINGER INC	93.59
970843	05/31/2021	HOME DEPOT INC	627.48
970844	05/31/2021	JOHNSON CONTROLS	1,201.00
970845	05/31/2021	KELLY MOORE PAINT CO	237.94
970846	05/31/2021	KELLY MOORE PAINT CO	16.66
970847	05/31/2021	KELLY MOORE PAINT CO	171.94
970848	05/31/2021	KELLY MOORE PAINT CO	51.94
970849	05/31/2021	KELLY MOORE PAINT CO	157.12
970850	05/31/2021	KELLY MOORE PAINT CO	168.03
970851	05/31/2021	KELLY MOORE PAINT CO	93.20
970852	05/31/2021	KELLY MOORE PAINT CO	95.58
970853	05/31/2021	KELLY MOORE PAINT CO	165.77
970854	05/31/2021	KELLY MOORE PAINT CO	57.54
970855	05/31/2021	LINCOLN AQUATICS	1,506.68
970856	05/31/2021	MONRO INC	139.90
970857	05/31/2021	NORTH BAY FORD	113.11
970858	05/31/2021	SAN LORENZO LUMBER AND HOME CENTER	650.34
970859	05/31/2021	SANTA CRUZ AUTO PARTS INC	57.76
970860	05/31/2021	SANTA CRUZ RECORDS MANAGEMENT	180.00
970861	05/31/2021	SPRAY MART II	281.67
970862	05/31/2021	SUPERIOR ALARM CO	3,138.30
970863	05/31/2021	SURTEC INC	833.03
970864	05/31/2021	TRACK WHAT MATTERS LLC DBA RHINO FLEET TRACKING	644.10
971243	06/07/2021	BARTOS ARCHITECTURE INC	65,936.25
971244	06/07/2021	CALIFORNIA GEOLOGICAL SURVEY	3,600.00
971245	06/07/2021	COLBI TECHNOLOGIES INC	10,500.00
971246	06/07/2021	CRW INDUSTRIES INC	3,345.92
971247	06/07/2021	DEVELOPMENT GROUP INC	142,174.75
971248	06/07/2021	ENVIROPLEX INC	422,850.88
971249	06/07/2021	GARLAND COMPANY INC, THE	25,765.66
971250	06/07/2021	KLEINFELDER INC	3,331.26

The preceding Checks have been issued in accordance with the District's Policy and authorization of the Board of Trustees. It is recommended that the preceding Checks be approved.

Checks Dated 05/24/2021 through 06/30/2021

Check Number	Check Date	Pay to the Order of		Check Amount
971251	06/07/2021	LEWIS & TIBBITS INC		21,707.50
971252	06/07/2021	MOORE TWINING ASSOCIATES INC		4,376.75
971253	06/07/2021	PPD MULTIMEDIA		20,460.48
971254	06/07/2021	SANTA CRUZ HS DISTRICT		23,244.29
971255	06/07/2021	SANTA CRUZ, COUNTY OF		62.00
971256	06/07/2021	SCHOOL SITE SOLUTIONS INC		290.00
971257	06/07/2021	SWRCB		729.00
971258	06/07/2021	2080 MEDIA INC DBA PLAYON SPORTS!		3,500.00
971259	06/07/2021	ABRITE ORGANIZATION, THE		106,097.75
971260	06/07/2021	ALEXIS PARTY RENTALS INC		1,296.00
971261	06/07/2021	ALPHAGRAPHICS SUNNYVALE		134.75
971262	06/07/2021	AMAZON CAPITAL SERVICES		4,549.23
		Unpaid Tax	15.96	
		Expensed Amount	4,565.19	
971263	06/07/2021	AURA HARDWOODS INC		808.84
971264	06/07/2021	B & H PHOTO-VIDEO REMITTANCE PROCESSING CTR		670.74
971265	06/07/2021	BOOKSHOP SANTA CRUZ INC		148.63
971266	06/07/2021	BRINKS AWARDS & SIGNS		213.03
971267	06/07/2021	CHARTWELL SCHOOL		8,853.68
971268	06/07/2021	COAST PAPER & SUPPLY		234.89
971269	06/07/2021	CRUZIO		49.95
971270	06/07/2021	DICK BLICK CO.		270.89
971271	06/07/2021	EDUCATIONAL INNOVATIONS INC		478.95
971272	06/07/2021	EWING IRRIGATION PRODUCTS		23.92
971273	06/07/2021	FOLLETT SCHOOL SOLUTIONS INC		1,091.41
971274	06/07/2021	GOLD STAR FOODS		18.90
971275	06/07/2021	HATCHING RESULTS LLC		596.00
971276	06/07/2021	HCI AUDIOMETRICS - A/R		709.50
971277	06/07/2021	LISA DUPONT		5,100.00
971278	06/07/2021	MERIDIAN STUDENT PLANNERS		4,418.29
971279	06/07/2021	NASCO		284.62
971280	06/07/2021	PRODUCERS DAIRY FOODS INC		1,064.27
971281	06/07/2021	QUADIENT FINANCE USA INC		271.32
971282	06/07/2021	RAPTOR TECHNOLOGIES LLC		3,955.00
971283	06/07/2021	RIDDELL ALL AMERICAN		2,747.63
971284	06/07/2021	ROGER'S REFRIGERATION INC		113.88
971285	06/07/2021	SAN LORENZO LUMBER AND HOME CENTER		172.66
971286	06/07/2021	SANTA CRUZ COE		1,100.00
971287	06/07/2021	SANTA CRUZ COUNTY BASKETBALL ASSOCATION		6,939.00
971288	06/07/2021	SANTA CRUZ COUNTY SOCCER REFEREE ASSOCIATION		8,727.00
971289	06/07/2021	SANTA CRUZ MUNICIPAL UTILITIES		35,076.83
971290	06/07/2021	SCHOOL HEALTH SUPPLY CO		175.84
971291	06/07/2021	SOLAR ENERGY OF AMERICA 1 LLC		8,408.42
971292	06/07/2021	SOLAR ENERGY OF AMERICA 1 LLC		22,408.63
971293	06/07/2021	SOQUEL HIGH ASB		450.00
971294	06/07/2021	SOQUEL NURSERY GROWERS INC		144.38
971295	06/07/2021	TPRS BOOKS		219.00
971296	06/07/2021	UNITED PARCEL SERVICE INC		20.48

The preceding Checks have been issued in accordance with the District's Policy and authorization of the Board of Trustees. It is recommended that the preceding Checks be approved.

Checks Dated 05/24/2021 through 06/30/2021

Check Number	Check Date	Pay to the Order of	Check Amount
971297	06/07/2021	VENTURA COUNTY OFFICE OF EDUCATION	125.00
971298	06/07/2021	WATSONVILLE COAST PRODUCE	60.75
971299	06/07/2021	WEST MUSIC COMPANY INC	82.00
971300	06/07/2021	YOUR FUTURE IS OUR BUSINESS	5,000.00
971301	06/07/2021	ALETA LEWIS	95.00
971302	06/07/2021	AMANDA TIMAR	95.00
971303	06/07/2021	AMY RAWLINGS	135.00
971304	06/07/2021	BRUNO SANSO	95.00
971305	06/07/2021	CHRISTA FINK	95.00
971306	06/07/2021	DEBORAH TRACY-PROULX	95.00
971307	06/07/2021	DONALD FINN	190.00
971308	06/07/2021	ELIZABETH MENDOZA	95.00
971309	06/07/2021	ERIKA HEARON	50.00
971310	06/07/2021	GUADALUPE LARA ROMERO	53.00
971311	06/07/2021	KRISTIN BRADHAM	190.00
971312	06/07/2021	LAURA CROSS	95.00
971313	06/07/2021	LAURA MOORE	95.00
971314	06/07/2021	LINDA PERKEL	95.00
971315	06/07/2021	MARK STEPHEN	53.00
971316	06/07/2021	MATTHEW CULVER	95.00
971317	06/07/2021	MEGAN DELEON	95.00
971318	06/07/2021	MICHAEL NORTH	20.00
971319	06/07/2021	PATIENCE HARRIS	95.00
971320	06/07/2021	RONALD MUNGER	95.00
971321	06/07/2021	SHEILA SCHAT	95.00
971322	06/07/2021	SUMITA JAGGER	95.00
971323	06/07/2021	WESLEY VAN CAMP	95.00
971324	06/07/2021	YAZMIN DIAZ	95.00
971325	06/07/2021	ABACHERLI FENCE CO	380.00
971326	06/07/2021	ACCO-WILSON INC DBA GEO H WILSON	880.00
971327	06/07/2021	ACCO-WILSON INC DBA GEO H WILSON	715.00
971328	06/07/2021	ACCO-WILSON INC DBA GEO H WILSON	920.00
971329	06/07/2021	ACE PORTABLE SERVICES	683.30
971330	06/07/2021	ANIMAL DAMAGE MGMT	2,500.00
971331	06/07/2021	APPI	688.14
971332	06/07/2021	AZZIE'S STORAGE	940.50
971333	06/07/2021	B & B SMALL ENGINE REPAIR	43.95
971334	06/07/2021	CARBONIC SERVICE INC	498.10
971335	06/07/2021	CENTRAL HOME SUPPLY	37.75
971336	06/07/2021	CINTAS CORPORATIONS	81.83
971337	06/07/2021	COMCAST	10.02
971338	06/07/2021	EWING IRRIGATION PRODUCTS	208.97
971339	06/07/2021	FERGUSON ENTERPRISES	299.54
971340	06/07/2021	FLYERS ENERGY LLC	1,653.69
971341	06/07/2021	HINES PEST & WEED CONTROL DBA R AURIA INC	110.00
971342	06/07/2021	HOME DEPOT INC	33.98
971343	06/07/2021	MNRO HOLDINGS	30.00
971344	06/07/2021	NORTH BAY FORD	45,483.22
971345	06/07/2021	RIBBS PLUMBING INC	2,940.35

The preceding Checks have been issued in accordance with the District's Policy and authorization of the Board of Trustees. It is recommended that the preceding Checks be approved.

Checks Dated 05/24/2021 through 06/30/2021

Check Number	Check Date	Pay to the Order of	Check Amount
971346	06/07/2021	ROBERT A BOTHMAN INC	4,622.93
971347	06/07/2021	SAN LORENZO LUMBER AND HOME CENTER	340.73
971348	06/07/2021	SANTA CRUZ AUTO PARTS INC	261.06
971349	06/07/2021	SANTA CRUZ RECORDS MANAGEMENT	80.00
971350	06/07/2021	SUPERIOR ALARM CO	2,315.10
971351	06/07/2021	Homan, Sara E	106.29
971352	06/07/2021	Cirerol, Michaela K	14.39
971353	06/07/2021	Hernandez, Amariah A	690.86
971354	06/07/2021	Greene, Shannon T	292.01
971355	06/07/2021	Schutz, Matthew C	223.68
971356	06/07/2021	Hadzis, Rhea F	199.34
971357	06/07/2021	Lawrence, Nicole J	171.66
971358	06/07/2021	Rendon, Gwendolyn A	240.13
971359	06/07/2021	DeLeon, Italia S	83.45
971360	06/07/2021	Gentile, Elizabeth	125.00
971361	06/07/2021	Miller, Anna B	23.96
971362	06/07/2021	Fliesler, Malcolm	199.16
971363	06/07/2021	McGuire, Anna L	131.99
971364	06/07/2021	O'Meara, Gregory	109.46
971365	06/07/2021	Stevens, Marion	166.19
971366	06/07/2021	Vienna, Lori M	87.42
971367	06/07/2021	Lamendola, Matthew Joseph	83.00
971368	06/07/2021	Oxley, Rhonda L	83.00
971369	06/07/2021	Cramer, Adrienne C	27.13
971370	06/07/2021	Figura, Renee M	148.39
971371	06/07/2021	Jonas, Eleanor R	134.56
971372	06/07/2021	McCarthy, Maryanne	107.48
971373	06/07/2021	McGlashan, Christina S	177.19
971374	06/07/2021	Norman, Holly A	78.63
		Total Number of Checks **404**	**4,365,219.82**

Fund Recap

Fund	Description	Check Count	Expensed Amount
01	GENERAL/COUNTY SCHOOL	355	2,202,244.41
11	ADULT EDUCATION	2	532.03
13	CAFETERIA SPECIAL REVENUE	18	21,568.43
14	DEFERRED MAINTENANCE	1	13,797.00
21	BUILDING	31	2,127,119.96
	Total Number of Checks	**404**	4,365,261.83
	Less Unpaid Tax Liability		42.01
	Net (Check Amount)		**4,365,219.82**

The preceding Checks have been issued in accordance with the District's Policy and authorization of the Board of Trustees. It is recommended that the preceding Checks be approved.

ESCAPE ONLINE

SANTA CRUZ CITY SCHOOL DISTRICT

AGENDA ITEM: Budget Transfers

MEETING DATE: June 16, 2021

FROM: Jim Monreal, Assistant Superintendent Business Services

THROUGH: Kris Munro, Superintendent

RECOMMENDATION:
Approve 20-21 budget transfers dated from 04/27/21 through 05/28/21. The report follows.

BACKGROUND:
Ed Code 42600 requires that the Board approve budget transfers that are made between major expense object codes, or from reserves.

FISCAL IMPACT:
None.

This work is in direct support of the following District goal and its corresponding metrics:

Goal #5: SCCS will maintain a balanced budget and efficient and effective management.

Effective 04/27/2021 through 05/28/2021 — **Fiscal Year 2021**

Fund **01**, Resource **0000**

Account	Description	Comment	From	To
JE # **BR21-01177** JE Trans Date 04/30/2021 JE Posted 04/30/2021 Comment JL-Adjust Interest Revenue				
(000033) 01- 0000- 0- 0000- 0000- 8660- 020- 0000	NO REPORTING RE,INTERE	CR	5,400.00	
(000034) 01- 0000- 0- 0000- 0000- 8660- 030- 0000	NO REPORTING RE,INTERE	DR		12,700.00
		Net increase to Appropriations	**5,400.00**	**12,700.00**
JE # **BR21-01179** JE Trans Date 04/30/2021 JE Posted 04/30/2021 Comment JB-SOQUEL OVERAGES				
(000605) 01- 0000- 0- 0000- 2700- 5800- 035- 0000	NO REPORTING RE,PROF/C	CR		404.00
(001936) 01- 0000- 0- 1110- 1000- 4300- 035- 0000	NO REPORTING RE,MATERI	DR	404.00	
			404.00	**404.00**
JE # **BR21-01181** JE Trans Date 05/03/2021 JE Posted 05/03/2021 Comment BD-PS-STAGE/CHAIR RENTAL				
(012450) 01- 0000- 0- 0000- 2700- 5600- 833- 0014	NO REPORTING RE,RENTAL	CR		863.00
(000574) 01- 0000- 0- 0000- 2700- 4300- 833- 0014	NO REPORTING RE,MATERI	DR	863.00	
			863.00	**863.00**
JE # **BR21-01182** JE Trans Date 05/04/2021 JE Posted 05/04/2021 Comment JB-GRADUATION				
(001935) 01- 0000- 0- 1110- 1000- 4300- 034- 0000	NO REPORTING RE,MATERI	DR	820.00	
(000604) 01- 0000- 0- 0000- 2700- 5800- 034- 0000	NO REPORTING RE,PROF/C	CR		820.00
			820.00	**820.00**
JE # **BR21-01183** JE Trans Date 05/04/2021 JE Posted 05/04/2021 Comment JB-GRADUATION				
(000575) 01- 0000- 0- 0000- 2700- 4300- 834- 0014	NO REPORTING RE,MATERI	DR	2,199.00	
(000613) 01- 0000- 0- 0000- 2700- 5800- 834- 0014	NO REPORTING RE,PROF/C	CR		2,199.00
			2,199.00	**2,199.00**
JE # **BR21-01189** JE Trans Date 05/05/2021 JE Posted 05/05/2021 Comment BD-COVER NEGATIVES				
(001153) 01- 0000- 0- 0000- 7300- 4300- 058- 0000	NO REPORTING RE,MATERI	CR		130.00
(001155) 01- 0000- 0- 0000- 7300- 5200- 058- 0000	NO REPORTING RE,TRAVEL	DR	130.00	
			130.00	**130.00**
JE # **BR21-01190** JE Trans Date 05/05/2021 JE Posted 05/05/2021 Comment JL-Adjust to 20-21 SpEd Estimated Actuals Projections				
(000055) 01- 0000- 0- 0000- 0000- 8980- 020- 0000	NO REPORTING RE,CONTRI	DR		196,023.00
(001138) 01- 0000- 0- 0000- 7210- 7310- 899- 0000	NO REPORTING RE,XFER:IN	DR	1,476.00	

Selection Grouped by Org, Fiscal Year, JE# - Sorted by JE Item #, (Org = 14, JE Type = R, Starting Transaction Date = 4/27/2021, Ending Transaction Date = 5/31/2021, Unposted JEs? = N, End Bud Bal? = N, JE# Page Break? = N, Description? = A, Recap? = N)

ESCAPE ONLINE

Account	Description	Comment		From	To
Fund **01**, Resource **0000** (continued)					
(continued) JE # **BR21-01190** JE Trans Date 05/05/2021 JE Posted 05/05/2021 Comment JL-Adjust to 20-21 SpEd Estimated Actuals Projections					
(000058) 01- 0000- 0- 0000- 0000- 8980- 030- 0000	NO REPORTING RE,CONTRI		CR	261,431.00	
		Net decrease to Appropriations		**262,907.00**	**196,023.00**
JE # **BR21-01191** JE Trans Date 05/06/2021 JE Posted 05/06/2021 Comment JL-Lower Unused Budgets per SpEd					
(000055) 01- 0000- 0- 0000- 0000- 8980- 020- 0000	NO REPORTING RE,CONTRI		DR		258,457.00
		Net increase to Appropriations		**.00**	**258,457.00**
JE # **BR21-01192** JE Trans Date 05/06/2021 JE Posted 05/06/2021 Comment BD-PDQ & SOFTCHOICE					
(001318) 01- 0000- 0- 0000- 7700- 6400- 857- 0000	NO REPORTING RE,EQUIPM		CR		27,000.00
(001311) 01- 0000- 0- 0000- 7700- 5800- 857- 0000	NO REPORTING RE,PROF/C		DR	27,000.00	
				27,000.00	**27,000.00**
JE # **BR21-01194** JE Trans Date 05/06/2021 JE Posted 05/06/2021 Comment ST-Graduation Alexis					
(025379) 01- 0000- 0- 0000- 2700- 5600- 838- 0014	NO REPORTING RE,RENTAL	ST-Smalls Graduation	CR		520.00
(000390) 01- 0000- 0- 0000- 2700- 2440- 838- 0000	NO REPORTING RE,CLASS (		DR	520.00	
				520.00	**520.00**
JE # **BR21-01195** JE Trans Date 05/06/2021 JE Posted 05/06/2021 Comment ST-Graduation Alexis Pary Rental					
(025380) 01- 0000- 0- 0000- 2700- 5600- 831- 0014	NO REPORTING RE,RENTAL		CR		673.00
(025381) 01- 0000- 0- 0000- 2700- 5600- 832- 0014	NO REPORTING RE,RENTAL		CR		823.00
(001624) 01- 0000- 0- 1110- 1000- 1140- 831- 0000	NO REPORTING RE,CERT S.		DR	673.00	
(001625) 01- 0000- 0- 1110- 1000- 1140- 832- 0000	NO REPORTING RE,CERT S.		DR	823.00	
				1,496.00	**1,496.00**
JE # **BR21-01197** JE Trans Date 05/06/2021 JE Posted 05/06/2021 Comment BL-PER PM MOVE TO 5600 FOR M & M PARTY RENTAL					
(000574) 01- 0000- 0- 0000- 2700- 4300- 833- 0014	NO REPORTING RE,MATERI	BL-PER PM MOVE TO 5600 M & M PARTY REPLACMT CHG	DR	458.00	
(012450) 01- 0000- 0- 0000- 2700- 5600- 833- 0014	NO REPORTING RE,RENTAL	BL-PER PM MOVE TO 5600 M & M PARTY REPLACMT CHG	CR		458.00
				458.00	**458.00**
JE # **BR21-01200** JE Trans Date 05/10/2021 JE Posted 05/10/2021 Comment BD-22.21 FOOTBALL RECONDITIONING FOR SQ					

Selection Grouped by Org, Fiscal Year, JE# - Sorted by JE Item #, (Org = 14, JE Type = R, Starting Transaction Date = 4/27/2021, Ending Transaction Date = 5/31/2021, Unposted JEs? = N, End Bud Bal? = N, JE# Page Break? = N, Description? = A, Recap? = N)

Effective 04/27/2021 through 05/28/2021 — **Fiscal Year 2021**

Account	Description	Comment	From	To
Fund **01**, Resource **0000** (continued)				
(continued) JE # **BR21-01200** JE Trans Date 05/10/2021	JE Posted 05/10/2021	Comment BD-22.21 FOOTBALL RECONDITIONING FOR SQ		
(001628) 01- 0000- 0- 1110- 1000- 1140- 835- 0000	NO REPORTING RE,CERT S	DR	4,000.00	
(002604) 01- 0000- 0- 1400- 4200- 5800- 835- 0000	NO REPORTING RE,PROF/C	CR		4,000.00
			4,000.00	**4,000.00**
JE # **BR21-01201** JE Trans Date 05/10/2021	JE Posted 05/10/2021	Comment C. GOMEZ REIMBURSEMENT		
(025492) 01- 0000- 0- 0000- 7700- 5600- 057- 0000	NO REPORTING RE,RENTAL	CR		300.00
(001301) 01- 0000- 0- 0000- 7700- 4300- 057- 0000	NO REPORTING RE,MATERI	DR	300.00	
			300.00	**300.00**
JE # **BR21-01202** JE Trans Date 05/10/2021	JE Posted 05/10/2021	Comment C. GOMEZ REIMBURSEMENT		
(025492) 01- 0000- 0- 0000- 7700- 5600- 057- 0000	NO REPORTING RE,RENTAL	CR		30.00
(001301) 01- 0000- 0- 0000- 7700- 4300- 057- 0000	NO REPORTING RE,MATERI	DR	30.00	
			30.00	**30.00**
JE # **BR21-01203** JE Trans Date 05/10/2021	JE Posted 05/10/2021	Comment JL-Remove Budgets moved to ESSER II		
(018848) 01- 0000- 0- 0000- 3140- 4300- 899- EMER	NO REPORTING RE,MATERI	DR	2,100.00	
(018882) 01- 0000- 0- 0000- 8200- 4400- 849- EMER	NO REPORTING RE,NON-CA	DR	50,000.00	
(020860) 01- 0000- 0- 1110- 1000- 1140- 830- EMER	NO REPORTING RE,CERT S	DR	5,198.00	
(023655) 01- 0000- 0- 1110- 1000- 4400- 057- EMER	NO REPORTING RE,NON-CA	DR	25,696.00	
(023236) 01- 0000- 0- 3300- 1000- 1100- 837- EMER	NO REPORTING RE,CERT:TI	DR	94,624.00	
(023237) 01- 0000- 0- 3300- 1000- 3101- 837- EMER	NO REPORTING RE,STRS:C	DR	15,282.00	
(023242) 01- 0000- 0- 3300- 1000- 3331- 837- EMER	NO REPORTING RE,MEDICA	DR	1,338.00	
(023243) 01- 0000- 0- 3300- 1000- 3401- 837- EMER	NO REPORTING RE,HEALTH	DR	7,135.00	
(023244) 01- 0000- 0- 3300- 1000- 3501- 837- EMER	NO REPORTING RE,STATE U	DR	47.00	
(023245) 01- 0000- 0- 3300- 1000- 3601- 837- EMER	NO REPORTING RE,WORKE	DR	1,807.00	
		Net decrease to Appropriations	**203,227.00**	**.00**
JE # **BR21-01206** JE Trans Date 05/11/2021	JE Posted 05/11/2021	Comment BD-ADJUSTING INDIRECT		
(001138) 01- 0000- 0- 0000- 7210- 7310- 899- 0000	NO REPORTING RE,XFER:IN	CR		857.00
		Net increase to Appropriations	**.00**	**857.00**
JE # **BR21-01207** JE Trans Date 05/11/2021	JE Posted 05/11/2021	Comment BD-ADJUSTING INDIRECT		

Selection Grouped by Org, Fiscal Year, JE# - Sorted by JE Item #, (Org = 14, JE Type = R, Starting Transaction Date = 4/27/2021, Ending Transaction Date = 5/31/2021, Unposted JEs? = N, End Bud Bal? = N, JE# Page Break? = N, Description? = A, Recap? = N)

Account	Description	Comment	From	To
Fund **01**, Resource **0000** (continued)				
(continued) JE # **BR21-01207** JE Trans Date 05/11/2021 JE Posted 05/11/2021 Comment BD-ADJUSTING INDIRECT				
(001138) 01- 0000- 0- 0000- 7210- 7310- 899- 0000	NO REPORTING RE,XFER:IN	CR		275.00
		Net increase to Appropriations	**.00**	**275.00**
JE # **BR21-01208** JE Trans Date 05/11/2021 JE Posted 05/11/2021 Comment BD-ADJUSTING INDIRECT				
(001138) 01- 0000- 0- 0000- 7210- 7310- 899- 0000	NO REPORTING RE,XFER:IN	DR	857.00	
		Net decrease to Appropriations	**857.00**	**.00**
JE # **BR21-01209** JE Trans Date 05/11/2021 JE Posted 05/11/2021 Comment BD-MCGRAW HISTORY ADOPTION				
(013773) 01- 0000- 0- 1110- 1000- 4100- 531- CMP1	NO REPORTING RE,APPR TI	CR		34,300.00
(013774) 01- 0000- 0- 1110- 1000- 4100- 532- CMP1	NO REPORTING RE,APPR TI	CR		35,700.00
(020560) 01- 0000- 0- 1160- 1000- 5800- 530- CMP1	NO REPORTING RE,PROF/C	DR	52,627.00	
(020562) 01- 0000- 0- 1110- 1000- 5800- 530- CMP1	NO REPORTING RE,PROF/C	DR	9,096.00	
(016820) 01- 0000- 0- 1110- 1000- 4100- 530- CMP1	NO REPORTING RE,APPR TI	DR	6,822.00	
(002448) 01- 0000- 0- 1370- 1000- 5300- 530- 0000	NO REPORTING RE,DUES &	DR	1,455.00	
			70,000.00	**70,000.00**
JE # **BR21-01216** JE Trans Date 05/12/2021 JE Posted 05/12/2021 Comment JL-Correct Indirects for 3410				
(001138) 01- 0000- 0- 0000- 7210- 7310- 899- 0000	NO REPORTING RE,XFER:IN	DR	122.00	
		Net decrease to Appropriations	**122.00**	**.00**
JE # **BR21-01218** JE Trans Date 05/12/2021 JE Posted 05/12/2021 Comment AMM-LEADERSHIP BOOKS				
(001101) 01- 0000- 0- 0000- 7150- 4200- 053- 0000	NO REPORTING RE,BOOKS	CR		150.00
(001106) 01- 0000- 0- 0000- 7150- 5300- 053- 0000	NO REPORTING RE,DUES &	DR	150.00	
			150.00	**150.00**
JE # **BR21-01220** JE Trans Date 05/13/2021 JE Posted 05/13/2021 Comment BD-COVER TAXES ON HISTORY ADOPTION				
(013774) 01- 0000- 0- 1110- 1000- 4100- 532- CMP1	NO REPORTING RE,APPR TI	CR		3,650.00
(013773) 01- 0000- 0- 1110- 1000- 4100- 531- CMP1	NO REPORTING RE,APPR TI	CR		4,800.00
(002448) 01- 0000- 0- 1370- 1000- 5300- 530- 0000	NO REPORTING RE,DUES &	DR	8,450.00	
			8,450.00	**8,450.00**
JE # **BR21-01221** JE Trans Date 05/13/2021 JE Posted 05/13/2021 Comment BD-ADDING TAXES FOR MHMS				

Effective 04/27/2021 through 05/28/2021 — **Fiscal Year 2021**

Fund **01**, Resource **0000** (continued)

Account	Description	Comment	From	To
(continued) JE # **BR21-01221** JE Trans Date 05/13/2021 JE Posted 05/13/2021 Comment BD-ADDING TAXES FOR MHMS				
(013774) 01- 0000- 0- 1110- 1000- 4100- 532- CMP1	NO REPORTING RE,APPR TI	CR		1,000.00
(002448) 01- 0000- 0- 1370- 1000- 5300- 530- 0000	NO REPORTING RE,DUES &	DR	1,000.00	
			1,000.00	**1,000.00**
JE # **BR21-01222** JE Trans Date 05/13/2021 JE Posted 05/13/2021 Comment BL-1 X BONUS OFF SS				
(001591) 01- 0000- 0- 1110- 1000- 1100- 821- 0000	NO REPORTING RE,CERT:TI	CR		14,000.00
(001592) 01- 0000- 0- 1110- 1000- 1100- 823- 0000	NO REPORTING RE,CERT:TI	CR		21,000.00
(001593) 01- 0000- 0- 1110- 1000- 1100- 824- 0000	NO REPORTING RE,CERT:TI	CR		10,000.00
(001594) 01- 0000- 0- 1110- 1000- 1100- 827- 0000	NO REPORTING RE,CERT:TI	CR		22,000.00
(001595) 01- 0000- 0- 1110- 1000- 1100- 831- 0000	NO REPORTING RE,CERT:TI	CR		16,474.00
(001596) 01- 0000- 0- 1110- 1000- 1100- 832- 0000	NO REPORTING RE,CERT:TI	CR		22,950.00
(000346) 01- 0000- 0- 0000- 2700- 1300- 821- 0000	NO REPORTING RE,CERT:S	CR		1,000.00
(000347) 01- 0000- 0- 0000- 2700- 1300- 823- 0000	NO REPORTING RE,CERT:S	CR		1,000.00
(000348) 01- 0000- 0- 0000- 2700- 1300- 824- 0000	NO REPORTING RE,CERT:S	CR		1,000.00
(000349) 01- 0000- 0- 0000- 2700- 1300- 827- 0000	NO REPORTING RE,CERT:S	CR		1,000.00
(000350) 01- 0000- 0- 0000- 2700- 1300- 831- 0000	NO REPORTING RE,CERT:S	CR		2,000.00
(000351) 01- 0000- 0- 0000- 2700- 1300- 832- 0000	NO REPORTING RE,CERT:S	CR		2,000.00
(001624) 01- 0000- 0- 1110- 1000- 1140- 831- 0000	NO REPORTING RE,CERT S.	CR		1,000.00
		Net increase to Appropriations	**.00**	**115,424.00**
JE # **BR21-01227** JE Trans Date 05/14/2021 JE Posted 05/14/2021 Comment JL-Set up ESY budget through June 30				
(000055) 01- 0000- 0- 0000- 0000- 8980- 020- 0000	NO REPORTING RE,CONTRI	CR	94,997.00	
(000058) 01- 0000- 0- 0000- 0000- 8980- 030- 0000	NO REPORTING RE,CONTRI	CR	40,021.00	
(001138) 01- 0000- 0- 0000- 7210- 7310- 899- 0000	NO REPORTING RE,XFER:IN	DR	5,286.00	
(000055) 01- 0000- 0- 0000- 0000- 8980- 020- 0000	NO REPORTING RE,CONTRI	CR	10,969.00	
(000058) 01- 0000- 0- 0000- 0000- 8980- 030- 0000	NO REPORTING RE,CONTRI	CR	10,969.00	
		Net decrease to Appropriations	**162,242.00**	**.00**
JE # **BR21-01230** JE Trans Date 05/14/2021 JE Posted 05/14/2021 Comment JL-Correct Indirects Offset TRC Error				
(001138) 01- 0000- 0- 0000- 7210- 7310- 899- 0000	NO REPORTING RE,XFER:IN	CR		10,027.00
		Net increase to Appropriations	**.00**	**10,027.00**
JE # **BR21-01231** JE Trans Date 05/14/2021 JE Posted 05/14/2021 Comment JL-Correct Contributions				

Selection Grouped by Org, Fiscal Year, JE# - Sorted by JE Item #, (Org = 14, JE Type = R, Starting Transaction Date = 4/27/2021, Ending Transaction Date = 5/31/2021, Unposted JEs? = N, End Bud Bal? = N, JE# Page Break? = N, Description? = A, Recap? = N)

ESCAPE ONLINE

Account	Description	Comment	From	To
Fund **01**, Resource **0000** (continued)				
(continued) JE # **BR21-01231** JE Trans Date 05/14/2021 JE Posted 05/14/2021 Comment JL-Correct Contributions				
(000058) 01- 0000- 0- 0000- 0000- 8980- 030- 0000	NO REPORTING RE,CONTRI	DR		522,862.00
		Net increase to Appropriations	**.00**	**522,862.00**
JE # **BR21-01233** JE Trans Date 05/17/2021 JE Posted 05/17/2021 Comment JL-Facilities Cleaning Costs for Reopening(ESSER 3)				
(023953) 01- 0000- 0- 0000- 8200- 5800- 830- EMER	NO REPORTING RE,PROF/C	CR		32,832.00
		Net increase to Appropriations	**.00**	**32,832.00**
JE # **BR21-01235** JE Trans Date 05/17/2021 JE Posted 05/17/2021 Comment JL-Correct Sec LCFF Sources				
(000003) 01- 0000- 0- 0000- 0000- 8011- 030- 0000	NO REPORTING RE,LCFF ST	CR	104,147.00	
(001589) 01- 0000- 0- 0000- 9200- 8096- 030- 0000	NO REPORTING RE,XFER:C	CR	1,644.00	
(001587) 01- 0000- 0- 0000- 9200- 8096- 013- 0000	NO REPORTING RE,XFER:C	CR	302.00	
		Net decrease to Appropriations	**106,093.00**	**.00**
JE # **BR21-01236** JE Trans Date 05/17/2021 JE Posted 05/17/2021 Comment JL-Move SB86 Budgets to Correct Resources				
(023668) 01- 0000- 0- 0000- 8200- 5600- 049- SB86	NO REPORTING RE,RENTAL	DR	10,904.00	
(023972) 01- 0000- 0- 1110- 1000- 4300- 820- SB86	NO REPORTING RE,MATERI	DR	20,895.00	
(023672) 01- 0000- 0- 1110- 1000- 4400- 830- SB86	NO REPORTING RE,NON-CA	DR	9,846.00	
(023670) 01- 0000- 0- 1400- 4200- 4300- 830- SB86	NO REPORTING RE,MATERI	DR	2,350.00	
(023734) 01- 0000- 0- 5750- 3600- 5600- 048- SB86	NO REPORTING RE,RENTAL	DR	6,000.00	
		Net decrease to Appropriations	**49,995.00**	**.00**
JE # **BR21-01237** JE Trans Date 05/17/2021 JE Posted 05/17/2021 Comment JL-Remove Budget				
(023734) 01- 0000- 0- 5750- 3600- 5600- 048- SB86	NO REPORTING RE,RENTAL	DR	600.00	
		Net decrease to Appropriations	**600.00**	**.00**
JE # **BR21-01239** JE Trans Date 05/17/2021 JE Posted 05/17/2021 Comment JB-GRADUATION GOWNS				
(000604) 01- 0000- 0- 0000- 2700- 5800- 034- 0000	NO REPORTING RE,PROF/C	CR		1,000.00
(001935) 01- 0000- 0- 1110- 1000- 4300- 034- 0000	NO REPORTING RE,MATERI	DR	1,000.00	
			1,000.00	**1,000.00**
JE # **BR21-01240** JE Trans Date 05/18/2021 JE Posted 05/18/2021 Comment PS-PRINTING READING CHALLENGE/SCI CLASSROOM S				
(001934) 01- 0000- 0- 1110- 1000- 4300- 033- 0000	NO REPORTING RE,MATERI PS-SCIENCE CLASSROOM SUPPLIES	CR		200.00

Selection Grouped by Org, Fiscal Year, JE# - Sorted by JE Item #, (Org = 14, JE Type = R, Starting Transaction Date = 4/27/2021, Ending Transaction Date = 5/31/2021, Unposted JEs? = N, End Bud Bal? = N, JE# Page Break? = N, Description? = A, Recap? = N)

Fund **01**, Resource **0000** (continued)

Account	Description	Comment		From	To
(continued) JE # **BR21-01240** JE Trans Date 05/18/2021 JE Posted 05/18/2021 Comment PS-PRINTING READING CHALLENGE/SCI CLASSROOM S					
(000567) 01- 0000- 0- 0000- 2700- 4300- 033- 0000	NO REPORTING RE,MATERI	PS-SCIENCE CLASSROOM SUPPLIES	DR	200.00	
				200.00	**200.00**
JE # **BR21-01243** JE Trans Date 05/18/2021 JE Posted 05/18/2021 Comment AMM-FOOD FOR MTGS					
(001066) 01- 0000- 0- 0000- 7110- 5800- 053- 0000	NO REPORTING RE,PROF/C		DR	1,500.00	
(001103) 01- 0000- 0- 0000- 7150- 4395- 053- 0000	NO REPORTING RE,FOOD F		CR		1,500.00
				1,500.00	**1,500.00**
JE # **BR21-01246** JE Trans Date 05/18/2021 JE Posted 05/18/2021 Comment 2020-21 TA CERT 1X					
(000161) 01- 0000- 0- 0000- 2110- 3602- 855- 0000	NO REPORTING RE,WORKE	BD-1X BONUS OFF SS	CR		20.00
(001098) 01- 0000- 0- 0000- 7150- 3602- 853- 0000	NO REPORTING RE,WORKE	BD-1X BONUS OFF SS	CR		20.00
(022972) 01- 0000- 0- 0000- 7180- 3602- 853- 0000	NO REPORTING RE,WORKE	BD-1X BONUS OFF SS	CR		10.00
(001151) 01- 0000- 0- 0000- 7300- 3602- 858- 0000	NO REPORTING RE,WORKE	BD-1X BONUS OFF SS	CR		20.00
(001201) 01- 0000- 0- 0000- 7400- 3602- 847- 0000	NO REPORTING RE,WORKE	BD-1X BONUS OFF SS	CR		20.00
(001202) 01- 0000- 0- 0000- 7400- 3602- 854- 0000	NO REPORTING RE,WORKE	BD-1X BONUS OFF SS	CR		40.00
(001267) 01- 0000- 0- 0000- 7600- 3602- 856- 0000	NO REPORTING RE,WORKE	BD-1X BONUS OFF SS	CR		40.00
(001299) 01- 0000- 0- 0000- 7700- 3602- 857- 0000	NO REPORTING RE,WORKE	BD-1X BONUS OFF SS	CR		20.00
(001440) 01- 0000- 0- 0000- 8200- 3602- 849- 0000	NO REPORTING RE,WORKE	BD-1X BONUS OFF SS	CR		13.00
(000153) 01- 0000- 0- 0000- 2110- 3601- 430- 0000	NO REPORTING RE,WORKE	BD-1X BONUS OFF SS	CR		20.00
(000154) 01- 0000- 0- 0000- 2110- 3601- 520- 0000	NO REPORTING RE,WORKE	BD-1X BONUS OFF SS	CR		20.00
(000155) 01- 0000- 0- 0000- 2110- 3601- 600- 0000	NO REPORTING RE,WORKE	BD-1X BONUS OFF SS	CR		13.00
(000156) 01- 0000- 0- 0000- 2110- 3601- 855- 0000	NO REPORTING RE,WORKE	BD-1X BONUS OFF SS	CR		30.00
(022860) 01- 0000- 0- 0000- 2490- 3601- 854- 0000	NO REPORTING RE,WORKE	BD-1X BONUS OFF SS	CR		15.00
(000536) 01- 0000- 0- 0000- 2700- 3601- 833- 0000	NO REPORTING RE,WORKE	BD-1X BONUS OFF SS	CR		60.00
(000537) 01- 0000- 0- 0000- 2700- 3601- 834- 0000	NO REPORTING RE,WORKE	BD-1X BONUS OFF SS	CR		60.00
(000538) 01- 0000- 0- 0000- 2700- 3601- 835- 0000	NO REPORTING RE,WORKE	BD-1X BONUS OFF SS	CR		60.00
(000539) 01- 0000- 0- 0000- 2700- 3601- 838- 0000	NO REPORTING RE,WORKE	BD-1X BONUS OFF SS	CR		40.00
(000797) 01- 0000- 0- 0000- 3120- 1200- 200- 0000	NO REPORTING RE,CERT:P	BD-1X BONUS OFF SS	CR		15.00
(000859) 01- 0000- 0- 0000- 3120- 3601- 220- 0000	NO REPORTING RE,WORKE	BD-1X BONUS OFF SS	CR		2.00
(000860) 01- 0000- 0- 0000- 3120- 3601- 221- 0000	NO REPORTING RE,WORKE	BD-1X BONUS OFF SS	CR		1.00
(000861) 01- 0000- 0- 0000- 3120- 3601- 223- 0000	NO REPORTING RE,WORKE	BD-1X BONUS OFF SS	CR		2.00
(000862) 01- 0000- 0- 0000- 3120- 3601- 224- 0000	NO REPORTING RE,WORKE	BD-1X BONUS OFF SS	CR		4.00
(000863) 01- 0000- 0- 0000- 3120- 3601- 227- 0000	NO REPORTING RE,WORKE	BD-1X BONUS OFF SS	CR		8.00
(000864) 01- 0000- 0- 0000- 3120- 3601- 230- 0000	NO REPORTING RE,WORKE	BD-1X BONUS OFF SS	CR		15.00
(000865) 01- 0000- 0- 0000- 3120- 3601- 231- 0000	NO REPORTING RE,WORKE	BD-1X BONUS OFF SS	CR		2.00

Fund **01**, Resource **0000** (continued)

(continued) JE # **BR21-01246** JE Trans Date 05/18/2021 JE Posted 05/18/2021 Comment 2020-21 TA CERT 1X

	Account	Description	Comment	From	To
(000867)	01- 0000- 0- 0000- 3120- 3601- 238- 0000	NO REPORTING RE,WORKE	BD-1X BONUS OFF SS	CR	4.00
(000972)	01- 0000- 0- 0000- 3140- 3601- 600- 0000	NO REPORTING RE,WORKE	BD-1X BONUS OFF SS	CR	34.00
(001096)	01- 0000- 0- 0000- 7150- 3601- 853- 0000	NO REPORTING RE,WORKE	BD-1X BONUS OFF SS	CR	20.00
(001199)	01- 0000- 0- 0000- 7400- 3601- 854- 0000	NO REPORTING RE,WORKE	BD-1X BONUS OFF SS	CR	20.00
(000814)	01- 0000- 0- 0000- 3120- 3101- 200- 0000	NO REPORTING RE,STRS:C	BD-1X BONUS OFF SS	CR	19.00
(001888)	01- 0000- 0- 1110- 1000- 3601- 833- 0000	NO REPORTING RE,WORKE	BD-1X BONUS OFF SS	CR	741.00
(001890)	01- 0000- 0- 1110- 1000- 3601- 834- 0000	NO REPORTING RE,WORKE	BD-1X BONUS OFF SS	CR	816.00
(001892)	01- 0000- 0- 1110- 1000- 3601- 835- 0000	NO REPORTING RE,WORKE	BD-1X BONUS OFF SS	CR	601.00
(002804)	01- 0000- 0- 3100- 3110- 3601- 838- 0000	NO REPORTING RE,WORKE	BD-1X BONUS OFF SS	CR	6.00
(002816)	01- 0000- 0- 3200- 1000- 3601- 836- 0000	NO REPORTING RE,WORKE	BD-1X BONUS OFF SS	CR	60.00
(002839)	01- 0000- 0- 3300- 1000- 3601- 837- 0000	NO REPORTING RE,WORKE	BD-1X BONUS OFF SS	CR	58.00
(002840)	01- 0000- 0- 3300- 1000- 3601- 839- 0000	NO REPORTING RE,WORKE	BD-1X BONUS OFF SS	CR	180.00
(012448)	01- 0000- 0- 6000- 1000- 3601- 834- 0000	NO REPORTING RE,WORKE	BD-1X BONUS OFF SS	CR	10.00
(012449)	01- 0000- 0- 6000- 1000- 3601- 835- 0000	NO REPORTING RE,WORKE	BD-1X BONUS OFF SS	CR	12.00
(000151)	01- 0000- 0- 0000- 2110- 3502- 855- 0000	NO REPORTING RE,STATE l	BD-1X BONUS OFF SS	CR	12.00
(001094)	01- 0000- 0- 0000- 7150- 3502- 853- 0000	NO REPORTING RE,STATE l	BD-1X BONUS OFF SS	CR	12.00
(022971)	01- 0000- 0- 0000- 7180- 3502- 853- 0000	NO REPORTING RE,STATE l	BD-1X BONUS OFF SS	CR	6.00
(001150)	01- 0000- 0- 0000- 7300- 3502- 858- 0000	NO REPORTING RE,STATE l	BD-1X BONUS OFF SS	CR	12.00
(001195)	01- 0000- 0- 0000- 7400- 3502- 847- 0000	NO REPORTING RE,STATE l	BD-1X BONUS OFF SS	CR	12.00
(001196)	01- 0000- 0- 0000- 7400- 3502- 854- 0000	NO REPORTING RE,STATE l	BD-1X BONUS OFF SS	CR	25.00
(001265)	01- 0000- 0- 0000- 7600- 3502- 856- 0000	NO REPORTING RE,STATE l	BD-1X BONUS OFF SS	CR	25.00
(001297)	01- 0000- 0- 0000- 7700- 3502- 857- 0000	NO REPORTING RE,STATE l	BD-1X BONUS OFF SS	CR	12.00
(001427)	01- 0000- 0- 0000- 8200- 3502- 849- 0000	NO REPORTING RE,STATE l	BD-1X BONUS OFF SS	CR	8.00
(000144)	01- 0000- 0- 0000- 2110- 3501- 430- 0000	NO REPORTING RE,STATE l	BD-1X BONUS OFF SS	CR	12.00
(000145)	01- 0000- 0- 0000- 2110- 3501- 520- 0000	NO REPORTING RE,STATE l	BD-1X BONUS OFF SS	CR	12.00
(000146)	01- 0000- 0- 0000- 2110- 3501- 600- 0000	NO REPORTING RE,STATE l	BD-1X BONUS OFF SS	CR	8.00
(000147)	01- 0000- 0- 0000- 2110- 3501- 855- 0000	NO REPORTING RE,STATE l	BD-1X BONUS OFF SS	CR	18.00
(022859)	01- 0000- 0- 0000- 2490- 3501- 854- 0000	NO REPORTING RE,STATE l	BD-1X BONUS OFF SS	CR	9.00
(000506)	01- 0000- 0- 0000- 2700- 3501- 833- 0000	NO REPORTING RE,STATE l	BD-1X BONUS OFF SS	CR	37.00
(000507)	01- 0000- 0- 0000- 2700- 3501- 834- 0000	NO REPORTING RE,STATE l	BD-1X BONUS OFF SS	CR	37.00
(000508)	01- 0000- 0- 0000- 2700- 3501- 835- 0000	NO REPORTING RE,STATE l	BD-1X BONUS OFF SS	CR	37.00
(000509)	01- 0000- 0- 0000- 2700- 3501- 838- 0000	NO REPORTING RE,STATE l	BD-1X BONUS OFF SS	CR	25.00
(000848)	01- 0000- 0- 0000- 3120- 3501- 220- 0000	NO REPORTING RE,STATE l	BD-1X BONUS OFF SS	CR	1.00
(000849)	01- 0000- 0- 0000- 3120- 3501- 221- 0000	NO REPORTING RE,STATE l	BD-1X BONUS OFF SS	CR	4.00
(000850)	01- 0000- 0- 0000- 3120- 3501- 223- 0000	NO REPORTING RE,STATE l	BD-1X BONUS OFF SS	CR	1.00
(000851)	01- 0000- 0- 0000- 3120- 3501- 224- 0000	NO REPORTING RE,STATE l	BD-1X BONUS OFF SS	CR	2.00

Fund **01**, Resource **0000** (continued)

(continued) JE # **BR21-01246** JE Trans Date 05/18/2021 JE Posted 05/18/2021 Comment 2020-21 TA CERT 1X

	Account	Description	Comment	From	To
(000852)	01- 0000- 0- 0000- 3120- 3501- 227- 0000	NO REPORTING RE,STATE L	BD-1X BONUS OFF SS	CR	5.00
(000853)	01- 0000- 0- 0000- 3120- 3501- 230- 0000	NO REPORTING RE,STATE L	BD-1X BONUS OFF SS	CR	9.00
(000854)	01- 0000- 0- 0000- 3120- 3501- 231- 0000	NO REPORTING RE,STATE L	BD-1X BONUS OFF SS	CR	1.00
(000856)	01- 0000- 0- 0000- 3120- 3501- 238- 0000	NO REPORTING RE,STATE L	BD-1X BONUS OFF SS	CR	2.00
(000958)	01- 0000- 0- 0000- 3140- 3501- 600- 0000	NO REPORTING RE,STATE L	BD-1X BONUS OFF SS	CR	21.00
(001092)	01- 0000- 0- 0000- 7150- 3501- 853- 0000	NO REPORTING RE,STATE L	BD-1X BONUS OFF SS	CR	12.00
(001193)	01- 0000- 0- 0000- 7400- 3501- 854- 0000	NO REPORTING RE,STATE L	BD-1X BONUS OFF SS	CR	12.00
(001840)	01- 0000- 0- 1110- 1000- 3501- 833- 0000	NO REPORTING RE,STATE L	BD-1X BONUS OFF SS	CR	552.00
(001842)	01- 0000- 0- 1110- 1000- 3501- 834- 0000	NO REPORTING RE,STATE L	BD-1X BONUS OFF SS	CR	502.00
(001844)	01- 0000- 0- 1110- 1000- 3501- 835- 0000	NO REPORTING RE,STATE L	BD-1X BONUS OFF SS	CR	370.00
(002802)	01- 0000- 0- 3100- 3110- 3501- 838- 0000	NO REPORTING RE,STATE L	BD-1X BONUS OFF SS	CR	4.00
(002815)	01- 0000- 0- 3200- 1000- 3501- 836- 0000	NO REPORTING RE,STATE L	BD-1X BONUS OFF SS	CR	37.00
(002837)	01- 0000- 0- 3300- 1000- 3501- 837- 0000	NO REPORTING RE,STATE L	BD-1X BONUS OFF SS	CR	36.00
(002838)	01- 0000- 0- 3300- 1000- 3501- 839- 0000	NO REPORTING RE,STATE L	BD-1X BONUS OFF SS	CR	111.00
(012445)	01- 0000- 0- 6000- 1000- 3501- 834- 0000	NO REPORTING RE,STATE L	BD-1X BONUS OFF SS	CR	6.00
(012446)	01- 0000- 0- 6000- 1000- 3501- 835- 0000	NO REPORTING RE,STATE L	BD-1X BONUS OFF SS	CR	7.00
(000134)	01- 0000- 0- 0000- 2110- 3332- 855- 0000	NO REPORTING RE,MEDICA	BD-1X BONUS OFF SS	CR	15.00
(001088)	01- 0000- 0- 0000- 7150- 3332- 853- 0000	NO REPORTING RE,MEDICA	BD-1X BONUS OFF SS	CR	15.00
(022969)	01- 0000- 0- 0000- 7180- 3332- 853- 0000	NO REPORTING RE,MEDICA	BD-1X BONUS OFF SS	CR	7.00
(001148)	01- 0000- 0- 0000- 7300- 3332- 858- 0000	NO REPORTING RE,MEDICA	BD-1X BONUS OFF SS	CR	15.00
(001186)	01- 0000- 0- 0000- 7400- 3332- 847- 0000	NO REPORTING RE,MEDICA	BD-1X BONUS OFF SS	CR	15.00
(001187)	01- 0000- 0- 0000- 7400- 3332- 854- 0000	NO REPORTING RE,MEDICA	BD-1X BONUS OFF SS	CR	29.00
(001262)	01- 0000- 0- 0000- 7600- 3332- 856- 0000	NO REPORTING RE,MEDICA	BD-1X BONUS OFF SS	CR	29.00
(001294)	01- 0000- 0- 0000- 7700- 3332- 857- 0000	NO REPORTING RE,MEDICA	BD-1X BONUS OFF SS	CR	15.00
(001402)	01- 0000- 0- 0000- 8200- 3332- 849- 0000	NO REPORTING RE,MEDICA	BD-1X BONUS OFF SS	CR	10.00
(000126)	01- 0000- 0- 0000- 2110- 3331- 430- 0000	NO REPORTING RE,MEDICA	BD-1X BONUS OFF SS	CR	15.00
(000127)	01- 0000- 0- 0000- 2110- 3331- 520- 0000	NO REPORTING RE,MEDICA	BD-1X BONUS OFF SS	CR	15.00
(000128)	01- 0000- 0- 0000- 2110- 3331- 600- 0000	NO REPORTING RE,MEDICA	BD-1X BONUS OFF SS	CR	9.00
(000129)	01- 0000- 0- 0000- 2110- 3331- 855- 0000	NO REPORTING RE,MEDICA	BD-1X BONUS OFF SS	CR	22.00
(022857)	01- 0000- 0- 0000- 2490- 3331- 854- 0000	NO REPORTING RE,MEDICA	BD-1X BONUS OFF SS	CR	11.00
(000453)	01- 0000- 0- 0000- 2700- 3331- 833- 0000	NO REPORTING RE,MEDICA	BD-1X BONUS OFF SS	CR	44.00
(000454)	01- 0000- 0- 0000- 2700- 3331- 834- 0000	NO REPORTING RE,MEDICA	BD-1X BONUS OFF SS	CR	44.00
(000455)	01- 0000- 0- 0000- 2700- 3331- 835- 0000	NO REPORTING RE,MEDICA	BD-1X BONUS OFF SS	CR	44.00
(000456)	01- 0000- 0- 0000- 2700- 3331- 838- 0000	NO REPORTING RE,MEDICA	BD-1X BONUS OFF SS	CR	29.00
(000825)	01- 0000- 0- 0000- 3120- 3331- 200- 0000	NO REPORTING RE,MEDICA	BD-1X BONUS OFF SS	CR	2.00
(000826)	01- 0000- 0- 0000- 3120- 3331- 220- 0000	NO REPORTING RE,MEDICA	BD-1X BONUS OFF SS	CR	1.00

Fund **01**, Resource **0000** (continued)

(continued) JE # **BR21-01246** JE Trans Date 05/18/2021 JE Posted 05/18/2021 Comment 2020-21 TA CERT 1X

	Account	Description	Comment	From	To
(000827)	01- 0000- 0- 0000- 3120- 3331- 221- 0000	NO REPORTING RE,MEDICA	BD-1X BONUS OFF SS	CR	5.00
(000828)	01- 0000- 0- 0000- 3120- 3331- 223- 0000	NO REPORTING RE,MEDICA	BD-1X BONUS OFF SS	CR	1.00
(000829)	01- 0000- 0- 0000- 3120- 3331- 224- 0000	NO REPORTING RE,MEDICA	BD-1X BONUS OFF SS	CR	3.00
(000830)	01- 0000- 0- 0000- 3120- 3331- 227- 0000	NO REPORTING RE,MEDICA	BD-1X BONUS OFF SS	CR	6.00
(000831)	01- 0000- 0- 0000- 3120- 3331- 230- 0000	NO REPORTING RE,MEDICA	BD-1X BONUS OFF SS	CR	11.00
(000832)	01- 0000- 0- 0000- 3120- 3331- 231- 0000	NO REPORTING RE,MEDICA	BD-1X BONUS OFF SS	CR	1.00
(000834)	01- 0000- 0- 0000- 3120- 3331- 238- 0000	NO REPORTING RE,MEDICA	BD-1X BONUS OFF SS	CR	3.00
(000937)	01- 0000- 0- 0000- 3140- 3331- 600- 0000	NO REPORTING RE,MEDICA	BD-1X BONUS OFF SS	CR	25.00
(001086)	01- 0000- 0- 0000- 7150- 3331- 853- 0000	NO REPORTING RE,MEDICA	BD-1X BONUS OFF SS	CR	15.00
(001184)	01- 0000- 0- 0000- 7400- 3331- 854- 0000	NO REPORTING RE,MEDICA	BD-1X BONUS OFF SS	CR	15.00
(001781)	01- 0000- 0- 1110- 1000- 3331- 833- 0000	NO REPORTING RE,MEDICA	BD-1X BONUS OFF SS	CR	537.00
(001783)	01- 0000- 0- 1110- 1000- 3331- 834- 0000	NO REPORTING RE,MEDICA	BD-1X BONUS OFF SS	CR	591.00
(001785)	01- 0000- 0- 1110- 1000- 3331- 835- 0000	NO REPORTING RE,MEDICA	BD-1X BONUS OFF SS	CR	436.00
(002798)	01- 0000- 0- 3100- 3110- 3331- 838- 0000	NO REPORTING RE,MEDICA	BD-1X BONUS OFF SS	CR	4.00
(002813)	01- 0000- 0- 3200- 1000- 3331- 836- 0000	NO REPORTING RE,MEDICA	BD-1X BONUS OFF SS	CR	44.00
(002833)	01- 0000- 0- 3300- 1000- 3331- 837- 0000	NO REPORTING RE,MEDICA	BD-1X BONUS OFF SS	CR	42.00
(002834)	01- 0000- 0- 3300- 1000- 3331- 839- 0000	NO REPORTING RE,MEDICA	BD-1X BONUS OFF SS	CR	131.00
(012439)	01- 0000- 0- 6000- 1000- 3331- 834- 0000	NO REPORTING RE,MEDICA	BD-1X BONUS OFF SS	CR	7.00
(012440)	01- 0000- 0- 6000- 1000- 3331- 835- 0000	NO REPORTING RE,MEDICA	BD-1X BONUS OFF SS	CR	8.00
(000124)	01- 0000- 0- 0000- 2110- 3312- 855- 0000	NO REPORTING RE,FICA:CL	BD-1X BONUS OFF SS	CR	62.00
(001084)	01- 0000- 0- 0000- 7150- 3312- 853- 0000	NO REPORTING RE,FICA:CL	BD-1X BONUS OFF SS	CR	62.00
(022968)	01- 0000- 0- 0000- 7180- 3312- 853- 0000	NO REPORTING RE,FICA:CL	BD-1X BONUS OFF SS	CR	31.00
(001147)	01- 0000- 0- 0000- 7300- 3312- 858- 0000	NO REPORTING RE,FICA:CL	BD-1X BONUS OFF SS	CR	62.00
(001180)	01- 0000- 0- 0000- 7400- 3312- 847- 0000	NO REPORTING RE,FICA:CL	BD-1X BONUS OFF SS	CR	62.00
(001260)	01- 0000- 0- 0000- 7600- 3312- 856- 0000	NO REPORTING RE,FICA:CL	BD-1X BONUS OFF SS	CR	124.00
(001292)	01- 0000- 0- 0000- 7700- 3312- 857- 0000	NO REPORTING RE,FICA:CL	BD-1X BONUS OFF SS	CR	62.00
(001389)	01- 0000- 0- 0000- 8200- 3312- 849- 0000	NO REPORTING RE,FICA:CL	BD-1X BONUS OFF SS	CR	41.00
(001181)	01- 0000- 0- 0000- 7400- 3312- 854- 0000	NO REPORTING RE,FICA:CL	BD-1X BONUS OFF SS	CR	124.00
(000119)	01- 0000- 0- 0000- 2110- 3202- 855- 0000	NO REPORTING RE,PERS:C	BD-1X BONUS OFF SS	CR	229.00
(001081)	01- 0000- 0- 0000- 7150- 3202- 853- 0000	NO REPORTING RE,PERS:C	BD-1X BONUS OFF SS	CR	229.00
(022967)	01- 0000- 0- 0000- 7180- 3202- 853- 0000	NO REPORTING RE,PERS:C	BD-1X BONUS OFF SS	CR	115.00
(001146)	01- 0000- 0- 0000- 7300- 3202- 858- 0000	NO REPORTING RE,PERS:C	BD-1X BONUS OFF SS	CR	229.00
(001175)	01- 0000- 0- 0000- 7400- 3202- 847- 0000	NO REPORTING RE,PERS:C	BD-1X BONUS OFF SS	CR	229.00
(001176)	01- 0000- 0- 0000- 7400- 3202- 854- 0000	NO REPORTING RE,PERS:C	BD-1X BONUS OFF SS	CR	458.00
(001258)	01- 0000- 0- 0000- 7600- 3202- 856- 0000	NO REPORTING RE,PERS:C	BD-1X BONUS OFF SS	CR	458.00
(001290)	01- 0000- 0- 0000- 7700- 3202- 857- 0000	NO REPORTING RE,PERS:C	BD-1X BONUS OFF SS	CR	229.00

Fund **01**, Resource **0000** (continued)

(continued) JE # **BR21-01246** JE Trans Date 05/18/2021 JE Posted 05/18/2021 Comment 2020-21 TA CERT 1X

	Account	Description	Comment		From	To
(001376)	01-0000-0-0000-8200-3202-849-0000	NO REPORTING RE,PERS:C	BD-1X BONUS OFF SS	CR		153.00
(000847)	01-0000-0-0000-3120-3501-200-0000	NO REPORTING RE,STATE (	BD-1X BONUS OFF SS	CR		1.00
(000112)	01-0000-0-0000-2110-3101-430-0000	NO REPORTING RE,STRS:C	BD-1X BONUS OFF SS	CR		162.00
(000113)	01-0000-0-0000-2110-3101-520-0000	NO REPORTING RE,STRS:C	BD-1X BONUS OFF SS	CR		162.00
(000114)	01-0000-0-0000-2110-3101-600-0000	NO REPORTING RE,STRS:C	BD-1X BONUS OFF SS	CR		105.00
(000115)	01-0000-0-0000-2110-3101-855-0000	NO REPORTING RE,STRS:C	BD-1X BONUS OFF SS	CR		242.00
(022852)	01-0000-0-0000-2490-3101-854-0000	NO REPORTING RE,STRS:C	BD-1X BONUS OFF SS	CR		121.00
(000402)	01-0000-0-0000-2700-3101-833-0000	NO REPORTING RE,STRS:C	BD-1X BONUS OFF SS	CR		485.00
(000403)	01-0000-0-0000-2700-3101-834-0000	NO REPORTING RE,STRS:C	BD-1X BONUS OFF SS	CR		485.00
(000404)	01-0000-0-0000-2700-3101-835-0000	NO REPORTING RE,STRS:C	BD-1X BONUS OFF SS	CR		485.00
(000405)	01-0000-0-0000-2700-3101-838-0000	NO REPORTING RE,STRS:C	BD-1X BONUS OFF SS	CR		323.00
(000815)	01-0000-0-0000-3120-3101-220-0000	NO REPORTING RE,STRS:C	BD-1X BONUS OFF SS	CR		14.00
(000816)	01-0000-0-0000-3120-3101-221-0000	NO REPORTING RE,STRS:C	BD-1X BONUS OFF SS	CR		56.00
(000817)	01-0000-0-0000-3120-3101-223-0000	NO REPORTING RE,STRS:C	BD-1X BONUS OFF SS	CR		16.00
(000818)	01-0000-0-0000-3120-3101-224-0000	NO REPORTING RE,STRS:C	BD-1X BONUS OFF SS	CR		32.00
(000819)	01-0000-0-0000-3120-3101-227-0000	NO REPORTING RE,STRS:C	BD-1X BONUS OFF SS	CR		65.00
(000820)	01-0000-0-0000-3120-3101-230-0000	NO REPORTING RE,STRS:C	BD-1X BONUS OFF SS	CR		118.00
(000821)	01-0000-0-0000-3120-3101-231-0000	NO REPORTING RE,STRS:C	BD-1X BONUS OFF SS	CR		16.00
(000823)	01-0000-0-0000-3120-3101-238-0000	NO REPORTING RE,STRS:C	BD-1X BONUS OFF SS	CR		32.00
(000871)	01-0000-0-0000-3130-3101-600-0000	NO REPORTING RE,STRS:C	BD-1X BONUS OFF SS	CR		57.00
(000910)	01-0000-0-0000-3140-3101-600-0000	NO REPORTING RE,STRS:C	BD-1X BONUS OFF SS	CR		275.00
(001078)	01-0000-0-0000-7150-3101-853-0000	NO REPORTING RE,STRS:C	BD-1X BONUS OFF SS	CR		162.00
(001172)	01-0000-0-0000-7400-3101-854-0000	NO REPORTING RE,STRS:C	BD-1X BONUS OFF SS	CR		162.00
(000858)	01-0000-0-0000-3120-3601-200-0000	NO REPORTING RE,WORKE	BD-1X BONUS OFF SS	CR		2.00
(001693)	01-0000-0-1110-1000-3101-833-0000	NO REPORTING RE,STRS:C	BD-1X BONUS OFF SS	CR		5,984.00
(001695)	01-0000-0-1110-1000-3101-834-0000	NO REPORTING RE,STRS:C	BD-1X BONUS OFF SS	CR		6,587.00
(001697)	01-0000-0-1110-1000-3101-835-0000	NO REPORTING RE,STRS:C	BD-1X BONUS OFF SS	CR		4,853.00
(002796)	01-0000-0-3100-3110-3101-838-0000	NO REPORTING RE,STRS:C	BD-1X BONUS OFF SS	CR		48.00
(002811)	01-0000-0-3200-1000-3101-836-0000	NO REPORTING RE,STRS:C	BD-1X BONUS OFF SS	CR		485.00
(002828)	01-0000-0-3300-1000-3101-837-0000	NO REPORTING RE,STRS:C	BD-1X BONUS OFF SS	CR		468.00
(002829)	01-0000-0-3300-1000-3101-839-0000	NO REPORTING RE,STRS:C	BD-1X BONUS OFF SS	CR		1,454.00
(012436)	01-0000-0-6000-1000-3101-834-0000	NO REPORTING RE,STRS:C	BD-1X BONUS OFF SS	CR		81.00
(012437)	01-0000-0-6000-1000-3101-835-0000	NO REPORTING RE,STRS:C	BD-1X BONUS OFF SS	CR		94.00
(000105)	01-0000-0-0000-2110-2400-855-0000	NO REPORTING RE,CLERIC	BD-1X BONUS OFF SS	CR		1,000.00
(001074)	01-0000-0-0000-7150-2400-853-0000	NO REPORTING RE,CLERIC	BD-1X BONUS OFF SS	CR		1,000.00
(001164)	01-0000-0-0000-7400-2400-854-0000	NO REPORTING RE,CLERIC	BD-1X BONUS OFF SS	CR		1,000.00

Account	Description	Comment	From	To
Fund **01**, Resource **0000** (continued)				
(continued) JE # **BR21-01246** JE Trans Date 05/18/2021 JE Posted 05/18/2021 Comment 2020-21 TA CERT 1X				
(001254) 01- 0000- 0- 0000- 7600- 2400- 856- 0000	NO REPORTING RE,CLERIC,	BD-1X BONUS OFF SS	CR	1,000.00
(022963) 01- 0000- 0- 0000- 7180- 2300- 853- 0000	NO REPORTING RE,CLASS:S	BD-1X BONUS OFF SS	CR	500.00
(001140) 01- 0000- 0- 0000- 7300- 2300- 858- 0000	NO REPORTING RE,CLASS:S	BD-1X BONUS OFF SS	CR	1,000.00
(001160) 01- 0000- 0- 0000- 7400- 2300- 847- 0000	NO REPORTING RE,CLASS:S	BD-1X BONUS OFF SS	CR	1,000.00
(001161) 01- 0000- 0- 0000- 7400- 2300- 854- 0000	NO REPORTING RE,CLASS:S	BD-1X BONUS OFF SS	CR	1,000.00
(001253) 01- 0000- 0- 0000- 7600- 2300- 856- 0000	NO REPORTING RE,CLASS:S	BD-1X BONUS OFF SS	CR	1,000.00
(001285) 01- 0000- 0- 0000- 7700- 2300- 857- 0000	NO REPORTING RE,CLASS:S	BD-1X BONUS OFF SS	CR	1,000.00
(001364) 01- 0000- 0- 0000- 8200- 2300- 849- 0000	NO REPORTING RE,CLASS:S	BD-1X BONUS OFF SS	CR	666.00
(014563) 01- 0000- 0- 0000- 2110- 1900- 855- 0000	NO REPORTING RE,CERT:O	BD-1X BONUS OFF SS	CR	500.00
(022851) 01- 0000- 0- 0000- 2490- 1900- 854- 0000	NO REPORTING RE,CERT:O	BD-1X BONUS OFF SS	CR	750.00
(000098) 01- 0000- 0- 0000- 2110- 1300- 430- 0000	NO REPORTING RE,CERT:S	BD-1X BONUS OFF SS	CR	1,000.00
(000099) 01- 0000- 0- 0000- 2110- 1300- 520- 0000	NO REPORTING RE,CERT:S	BD-1X BONUS OFF SS	CR	1,000.00
(000100) 01- 0000- 0- 0000- 2110- 1300- 600- 0000	NO REPORTING RE,CERT:S	BD-1X BONUS OFF SS	CR	650.00
(000101) 01- 0000- 0- 0000- 2110- 1300- 855- 0000	NO REPORTING RE,CERT:S	BD-1X BONUS OFF SS	CR	1,000.00
(000352) 01- 0000- 0- 0000- 2700- 1300- 833- 0000	NO REPORTING RE,CERT:S	BD-1X BONUS OFF SS	CR	3,000.00
(000353) 01- 0000- 0- 0000- 2700- 1300- 834- 0000	NO REPORTING RE,CERT:S	BD-1X BONUS OFF SS	CR	3,000.00
(000354) 01- 0000- 0- 0000- 2700- 1300- 835- 0000	NO REPORTING RE,CERT:S	BD-1X BONUS OFF SS	CR	3,000.00
(000355) 01- 0000- 0- 0000- 2700- 1300- 838- 0000	NO REPORTING RE,CERT:S	BD-1X BONUS OFF SS	CR	2,000.00
(000869) 01- 0000- 0- 0000- 3130- 1300- 600- 0000	NO REPORTING RE,CERT:S	BD-1X BONUS OFF SS	CR	350.00
(001072) 01- 0000- 0- 0000- 7150- 1300- 853- 0000	NO REPORTING RE,CERT:S	BD-1X BONUS OFF SS	CR	1,000.00
(001159) 01- 0000- 0- 0000- 7400- 1300- 854- 0000	NO REPORTING RE,CERT:S	BD-1X BONUS OFF SS	CR	1,000.00
(000798) 01- 0000- 0- 0000- 3120- 1200- 220- 0000	NO REPORTING RE,CERT:P	BD-1X BONUS OFF SS	CR	88.00
(000799) 01- 0000- 0- 0000- 3120- 1200- 221- 0000	NO REPORTING RE,CERT:P	BD-1X BONUS OFF SS	CR	345.00
(000800) 01- 0000- 0- 0000- 3120- 1200- 223- 0000	NO REPORTING RE,CERT:P	BD-1X BONUS OFF SS	CR	100.00
(000801) 01- 0000- 0- 0000- 3120- 1200- 224- 0000	NO REPORTING RE,CERT:P	BD-1X BONUS OFF SS	CR	200.00
(000802) 01- 0000- 0- 0000- 3120- 1200- 227- 0000	NO REPORTING RE,CERT:P	BD-1X BONUS OFF SS	CR	400.00
(000803) 01- 0000- 0- 0000- 3120- 1200- 230- 0000	NO REPORTING RE,CERT:P	BD-1X BONUS OFF SS	CR	729.00
(000804) 01- 0000- 0- 0000- 3120- 1200- 231- 0000	NO REPORTING RE,CERT:P	BD-1X BONUS OFF SS	CR	100.00
(000806) 01- 0000- 0- 0000- 3120- 1200- 238- 0000	NO REPORTING RE,CERT:P	BD-1X BONUS OFF SS	CR	200.00
(000886) 01- 0000- 0- 0000- 3140- 1200- 600- 0000	NO REPORTING RE,CERT:P	BD-1X BONUS OFF SS	CR	1,700.00
(002791) 01- 0000- 0- 3100- 3110- 1200- 838- 0000	NO REPORTING RE,CERT:P	BD-1X BONUS OFF SS	CR	300.00
(001597) 01- 0000- 0- 1110- 1000- 1100- 833- 0000	NO REPORTING RE,CERT:T	BD-1X BONUS OFF SS	CR	37,033.00
(001598) 01- 0000- 0- 1110- 1000- 1100- 834- 0000	NO REPORTING RE,CERT:T	BD-1X BONUS OFF SS	CR	40,787.00
(001599) 01- 0000- 0- 1110- 1000- 1100- 835- 0000	NO REPORTING RE,CERT:T	BD-1X BONUS OFF SS	CR	29,049.00
(002808) 01- 0000- 0- 3200- 1000- 1100- 836- 0000	NO REPORTING RE,CERT:T	BD-1X BONUS OFF SS	CR	3,000.00
(002822) 01- 0000- 0- 3300- 1000- 1100- 837- 0000	NO REPORTING RE,CERT:T	BD-1X BONUS OFF SS	CR	2,900.00

Account	Description	Comment	From	To
Fund **01**, Resource **0000** (continued)				
(continued) JE # **BR21-01246** JE Trans Date 05/18/2021 JE Posted 05/18/2021 Comment 2020-21 TA CERT 1X				
(002823) 01- 0000- 0- 3300- 1000- 1100- 839- 0000	NO REPORTING RE,CERT:TI	BD-1X BONUS OFF SS CR		9,000.00
(012433) 01- 0000- 0- 6000- 1000- 1100- 834- 0000	NO REPORTING RE,CERT:TI	BD-1X BONUS OFF SS CR		500.00
(012434) 01- 0000- 0- 6000- 1000- 1100- 835- 0000	NO REPORTING RE,CERT:TI	BD-1X BONUS OFF SS CR		583.00
(000874) 01- 0000- 0- 0000- 3130- 3331- 600- 0000	NO REPORTING RE,MEDICA	BD-1X BONUS OFF SS CR		5.00
(000878) 01- 0000- 0- 0000- 3130- 3501- 600- 0000	NO REPORTING RE,STATE U	BD-1X BONUS OFF SS CR		4.00
(000880) 01- 0000- 0- 0000- 3130- 3601- 600- 0000	NO REPORTING RE,WORKE	BD-1X BONUS OFF SS CR		7.00
(001628) 01- 0000- 0- 1110- 1000- 1140- 835- 0000	NO REPORTING RE,CERT S	BD-1X BONUS OFF SS CR		1,000.00
(001624) 01- 0000- 0- 1110- 1000- 1140- 831- 0000	NO REPORTING RE,CERT S	BD-1X BONUS OFF SS CR		1,000.00
(001688) 01- 0000- 0- 1110- 1000- 3101- 831- 0000	NO REPORTING RE,STRS:C	BD-1X BONUS OFF SS CR		162.00
(001776) 01- 0000- 0- 1110- 1000- 3331- 831- 0000	NO REPORTING RE,MEDICA	BD-1X BONUS OFF SS CR		15.00
(001835) 01- 0000- 0- 1110- 1000- 3501- 831- 0000	NO REPORTING RE,STATE U	BD-1X BONUS OFF SS CR		12.00
(001883) 01- 0000- 0- 1110- 1000- 3601- 831- 0000	NO REPORTING RE,WORKE	BD-1X BONUS OFF SS CR		20.00
		Net increase to Appropriations	**.00**	**191,682.00**
JE # **BR21-01248** JE Trans Date 05/19/2021 JE Posted 05/19/2021 Comment JL-Correct Contributions				
(000055) 01- 0000- 0- 0000- 0000- 8980- 020- 0000	NO REPORTING RE,CONTRI	CR	28,500.00	
(000058) 01- 0000- 0- 0000- 0000- 8980- 030- 0000	NO REPORTING RE,CONTRI	CR	31,968.00	
		Net decrease to Appropriations	**60,468.00**	**.00**
JE # **BR21-01252** JE Trans Date 05/19/2021 JE Posted 05/19/2021 Comment JL-Correct Indirects				
(001138) 01- 0000- 0- 0000- 7210- 7310- 899- 0000	NO REPORTING RE,XFER:IN	DR	19,515.00	
(000055) 01- 0000- 0- 0000- 0000- 8980- 020- 0000	NO REPORTING RE,CONTRI	CR	402.00	
(000058) 01- 0000- 0- 0000- 0000- 8980- 030- 0000	NO REPORTING RE,CONTRI	CR	7,253.00	
		Net decrease to Appropriations	**27,170.00**	**.00**
JE # **BR21-01253** JE Trans Date 05/19/2021 JE Posted 05/19/2021 Comment JL-Correct Indirects offset				
(001138) 01- 0000- 0- 0000- 7210- 7310- 899- 0000	NO REPORTING RE,XFER:IN	DR	1,496.00	
		Net decrease to Appropriations	**1,496.00**	**.00**
JE # **BR21-01254** JE Trans Date 05/13/2021 JE Posted 05/19/2021 Comment BL-1 X BONUS OFF SS, STAT BEN.				
(001684) 01- 0000- 0- 1110- 1000- 3101- 821- 0000	NO REPORTING RE,STRS:C	CR		2,261.00
(001772) 01- 0000- 0- 1110- 1000- 3331- 821- 0000	NO REPORTING RE,MEDICA	CR		203.00
(001831) 01- 0000- 0- 1110- 1000- 3501- 821- 0000	NO REPORTING RE,STATE U	CR		7.00

Fund **01**, Resource **0000** (continued)

(continued) JE # **BR21-01254** JE Trans Date 05/13/2021 JE Posted 05/19/2021 Comment BL-1 X BONUS OFF SS, STAT BEN.

	Account	Description	Comment	From	To
(001879)	01- 0000- 0- 1110- 1000- 3601- 821- 0000	NO REPORTING RE,WORKE	CR		275.00
(001685)	01- 0000- 0- 1110- 1000- 3101- 823- 0000	NO REPORTING RE,STRS:C	CR		3,392.00
(001773)	01- 0000- 0- 1110- 1000- 3331- 823- 0000	NO REPORTING RE,MEDICA	CR		305.00
(001832)	01- 0000- 0- 1110- 1000- 3501- 823- 0000	NO REPORTING RE,STATE U	CR		11.00
(001880)	01- 0000- 0- 1110- 1000- 3601- 823- 0000	NO REPORTING RE,WORKE	CR		412.00
(001686)	01- 0000- 0- 1110- 1000- 3101- 824- 0000	NO REPORTING RE,STRS:C	CR		1,615.00
(001774)	01- 0000- 0- 1110- 1000- 3331- 824- 0000	NO REPORTING RE,MEDICA	CR		145.00
(001833)	01- 0000- 0- 1110- 1000- 3501- 824- 0000	NO REPORTING RE,STATE U	CR		5.00
(001881)	01- 0000- 0- 1110- 1000- 3601- 824- 0000	NO REPORTING RE,WORKE	CR		196.00
(001687)	01- 0000- 0- 1110- 1000- 3101- 827- 0000	NO REPORTING RE,STRS:C	CR		3,553.00
(001775)	01- 0000- 0- 1110- 1000- 3331- 827- 0000	NO REPORTING RE,MEDICA	CR		319.00
(001834)	01- 0000- 0- 1110- 1000- 3501- 827- 0000	NO REPORTING RE,STATE U	CR		11.00
(001882)	01- 0000- 0- 1110- 1000- 3601- 827- 0000	NO REPORTING RE,WORKE	CR		431.00
(001688)	01- 0000- 0- 1110- 1000- 3101- 831- 0000	NO REPORTING RE,STRS:C	CR		2,661.00
(001776)	01- 0000- 0- 1110- 1000- 3331- 831- 0000	NO REPORTING RE,MEDICA	CR		239.00
(001835)	01- 0000- 0- 1110- 1000- 3501- 831- 0000	NO REPORTING RE,STATE U	CR		9.00
(001883)	01- 0000- 0- 1110- 1000- 3601- 831- 0000	NO REPORTING RE,WORKE	CR		323.00
(001690)	01- 0000- 0- 1110- 1000- 3101- 832- 0000	NO REPORTING RE,STRS:C	CR		3,707.00
(001778)	01- 0000- 0- 1110- 1000- 3331- 832- 0000	NO REPORTING RE,MEDICA	CR		333.00
(001837)	01- 0000- 0- 1110- 1000- 3501- 832- 0000	NO REPORTING RE,STATE U	CR		12.00
(001885)	01- 0000- 0- 1110- 1000- 3601- 832- 0000	NO REPORTING RE,WORKE	CR		450.00
(001688)	01- 0000- 0- 1110- 1000- 3101- 831- 0000	NO REPORTING RE,STRS:C	CR		162.00
(001776)	01- 0000- 0- 1110- 1000- 3331- 831- 0000	NO REPORTING RE,MEDICA	CR		15.00
(001835)	01- 0000- 0- 1110- 1000- 3501- 831- 0000	NO REPORTING RE,STATE U	CR		1.00
(001883)	01- 0000- 0- 1110- 1000- 3601- 831- 0000	NO REPORTING RE,WORKE	CR		20.00
(000396)	01- 0000- 0- 0000- 2700- 3101- 821- 0000	NO REPORTING RE,STRS:C	CR		162.00
(000447)	01- 0000- 0- 0000- 2700- 3331- 821- 0000	NO REPORTING RE,MEDICA	CR		15.00
(000500)	01- 0000- 0- 0000- 2700- 3501- 821- 0000	NO REPORTING RE,STATE U	CR		1.00
(000530)	01- 0000- 0- 0000- 2700- 3601- 821- 0000	NO REPORTING RE,WORKE	CR		20.00
(000397)	01- 0000- 0- 0000- 2700- 3101- 823- 0000	NO REPORTING RE,STRS:C	CR		162.00
(000448)	01- 0000- 0- 0000- 2700- 3331- 823- 0000	NO REPORTING RE,MEDICA	CR		15.00
(000501)	01- 0000- 0- 0000- 2700- 3501- 823- 0000	NO REPORTING RE,STATE U	CR		1.00
(000531)	01- 0000- 0- 0000- 2700- 3601- 823- 0000	NO REPORTING RE,WORKE	CR		20.00
(000398)	01- 0000- 0- 0000- 2700- 3101- 824- 0000	NO REPORTING RE,STRS:C	CR		162.00
(000449)	01- 0000- 0- 0000- 2700- 3331- 824- 0000	NO REPORTING RE,MEDICA	CR		15.00
(000502)	01- 0000- 0- 0000- 2700- 3501- 824- 0000	NO REPORTING RE,STATE U	CR		1.00

Fund **01**, Resource **0000** (continued)

Account	Description	Comment	From	To
(continued) JE # **BR21-01254** JE Trans Date 05/13/2021 JE Posted 05/19/2021 Comment BL-1 X BONUS OFF SS, STAT BEN.				
(000532) 01-0000-0-0000-2700-3601-824-0000	NO REPORTING RE,WORKE	CR		20.00
(000399) 01-0000-0-0000-2700-3101-827-0000	NO REPORTING RE,STRS:C	CR		162.00
(000450) 01-0000-0-0000-2700-3331-827-0000	NO REPORTING RE,MEDICA	CR		15.00
(000503) 01-0000-0-0000-2700-3501-827-0000	NO REPORTING RE,STATE U	CR		1.00
(000533) 01-0000-0-0000-2700-3601-827-0000	NO REPORTING RE,WORKE	CR		20.00
(000400) 01-0000-0-0000-2700-3101-831-0000	NO REPORTING RE,STRS:C	CR		323.00
(000451) 01-0000-0-0000-2700-3331-831-0000	NO REPORTING RE,MEDICA	CR		29.00
(000504) 01-0000-0-0000-2700-3501-831-0000	NO REPORTING RE,STATE U	CR		1.00
(000534) 01-0000-0-0000-2700-3601-831-0000	NO REPORTING RE,WORKE	CR		40.00
(000401) 01-0000-0-0000-2700-3101-832-0000	NO REPORTING RE,STRS:C	CR		323.00
(000452) 01-0000-0-0000-2700-3331-832-0000	NO REPORTING RE,MEDICA	CR		29.00
(000505) 01-0000-0-0000-2700-3501-832-0000	NO REPORTING RE,STATE U	CR		1.00
(000535) 01-0000-0-0000-2700-3601-832-0000	NO REPORTING RE,WORKE	CR		40.00
		Net increase to Appropriations	**.00**	**22,651.00**
JE # **BR21-01262** JE Trans Date 05/19/2021 JE Posted 05/19/2021 Comment JL-Correct EPA, State Aid and In-lieu to Charters				
(001589) 01-0000-0-0000-9200-8096-030-0000	NO REPORTING RE,XFER:C	DR		4,448.00
(001587) 01-0000-0-0000-9200-8096-013-0000	NO REPORTING RE,XFER:C	DR		817.00
(000003) 01-0000-0-0000-0000-8011-030-0000	NO REPORTING RE,LCFF ST	CR	18,743.00	
		Net decrease to Appropriations	**18,743.00**	**5,265.00**
JE # **BR21-01263** JE Trans Date 05/19/2021 JE Posted 05/19/2021 Comment BD-EWR 27168				
(000574) 01-0000-0-0000-2700-4300-833-0014	NO REPORTING RE,MATERI	DR	284.00	
(025705) 01-0000-0-1110-1000-2130-833-0014	NO REPORTING RE,CLASS I	CR		217.00
(025371) 01-0000-0-1110-1000-3202-833-0014	NO REPORTING RE,PERS:C	CR		45.00
(025706) 01-0000-0-1110-1000-3312-833-0014	NO REPORTING RE,FICA:CL	CR		14.00
(025707) 01-0000-0-1110-1000-3332-833-0014	NO REPORTING RE,MEDICA	CR		3.00
(025709) 01-0000-0-1110-1000-3502-833-0014	NO REPORTING RE,STATE U	CR		1.00
(025710) 01-0000-0-1110-1000-3602-833-0014	NO REPORTING RE,WORKE	CR		4.00
			284.00	**284.00**
JE # **BR21-01265** JE Trans Date 05/19/2021 JE Posted 05/19/2021 Comment JL-Correct Indirects				
(001138) 01-0000-0-0000-7210-7310-899-0000	NO REPORTING RE,XFER:IN	CR		524.00

Account	Description	Comment	From	To
Fund **01**, Resource **0000** (continued)				
		Net increase to Appropriations	**.00**	**524.00**
JE # **BR21-01267** JE Trans Date 05/20/2021	JE Posted 05/20/2021	Comment BD-PS-GRADUATION DECOR		
(012450) 01- 0000- 0- 0000- 2700- 5600- 833- 0014	NO REPORTING RE,RENTAL	DR	300.00	
(000574) 01- 0000- 0- 0000- 2700- 4300- 833- 0014	NO REPORTING RE,MATERI	CR		300.00
			300.00	**300.00**
JE # **BR21-01269** JE Trans Date 05/20/2021	JE Posted 05/20/2021	Comment BD-PS-COOKIES		
(000584) 01- 0000- 0- 0000- 2700- 4395- 033- 0000	NO REPORTING RE,FOOD F	CR		92.00
(000603) 01- 0000- 0- 0000- 2700- 5800- 033- 0000	NO REPORTING RE,PROF/C	DR	92.00	
			92.00	**92.00**
JE # **BR21-01273** JE Trans Date 05/20/2021	JE Posted 05/20/2021	Comment JL-Correct Contributions		
(000055) 01- 0000- 0- 0000- 0000- 8980- 020- 0000	NO REPORTING RE,CONTRI	DR		8,453.00
(000058) 01- 0000- 0- 0000- 0000- 8980- 030- 0000	NO REPORTING RE,CONTRI	DR		148,730.00
		Net increase to Appropriations	**.00**	**157,183.00**
JE # **BR21-01275** JE Trans Date 05/21/2021	JE Posted 05/21/2021	Comment BD-JB-OFFICE SUPPLIES		
(000604) 01- 0000- 0- 0000- 2700- 5800- 034- 0000	NO REPORTING RE,PROF/C	DR	110.00	
(000568) 01- 0000- 0- 0000- 2700- 4300- 034- 0000	NO REPORTING RE,MATERI	CR		110.00
			110.00	**110.00**
JE # **BR21-01278** JE Trans Date 05/21/2021	JE Posted 05/21/2021	Comment JL-Add Budget for Learning Loss Expenses		
(001138) 01- 0000- 0- 0000- 7210- 7310- 899- 0000	NO REPORTING RE,XFER:IN	DR	601.00	
(000058) 01- 0000- 0- 0000- 0000- 8980- 030- 0000	NO REPORTING RE,CONTRI	CR	14,051.00	
		Net decrease to Appropriations	**14,652.00**	**.00**
JE # **BR21-01279** JE Trans Date 05/21/2021	JE Posted 05/21/2021	Comment PS-FILM & VIDEO EQUIP RENTAL		
(001972) 01- 0000- 0- 1110- 1000- 5600- 033- 0000	NO REPORTING RE,RENTAL	CR		275.00
(000567) 01- 0000- 0- 0000- 2700- 4300- 033- 0000	NO REPORTING RE,MATERI	DR	275.00	
			275.00	**275.00**

Effective 04/27/2021 through 05/28/2021 **Fiscal Year 2021**

Account	Description	Comment		From	To
Fund **01**, Resource **0000** (continued)					
JE # **BR21-01280** JE Trans Date 05/21/2021	JE Posted 05/21/2021	Comment BD-ADD BUDGET FOR HHS SOCCER FILEDTRIP			
(002607) 01- 0000- 0- 1400- 4200- 5800- 848- 0000	NO REPORTING RE,PROF/C		CR		483.00
		Net increase to Appropriations		**.00**	**483.00**
JE # **BR21-01294** JE Trans Date 05/21/2021	JE Posted 05/21/2021	Comment BL-WL EWR 25981 HOLT, K UPDATE WEBSITE			
(001600) 01- 0000- 0- 1110- 1000- 1130- 027- 0000	NO REPORTING RE,CERT S		CR		720.00
(001673) 01- 0000- 0- 1110- 1000- 3101- 027- 0000	NO REPORTING RE,STRS:C		CR		117.00
(001760) 01- 0000- 0- 1110- 1000- 3331- 027- 0000	NO REPORTING RE,MEDICA		CR		11.00
(001821) 01- 0000- 0- 1110- 1000- 3501- 027- 0000	NO REPORTING RE,STATE U		CR		1.00
(001867) 01- 0000- 0- 1110- 1000- 3601- 027- 0000	NO REPORTING RE,WORKE		CR		15.00
(001930) 01- 0000- 0- 1110- 1000- 4300- 027- 0000	NO REPORTING RE,MATERI		DR	864.00	
				864.00	**864.00**
JE # **BR21-01305** JE Trans Date 05/25/2021	JE Posted 05/26/2021	Comment BL-DU78827			
(001985) 01- 0000- 0- 1110- 1000- 5800- 030- 9093	NO REPORTING RE,PROF/C	BL-DU78827 SLVUSD INV21-00854 CTE MAGNET CLASS, CK968923	CR		8,000.00
(000039) 01- 0000- 0- 0000- 0000- 8699- 030- 9093	NO REPORTING RE,ALL OTH	BL-DU78827 SLVUSD INV21-00854 CTE MAGNET CLASS, CK968923	DR		8,000.00
		Net increase to Appropriations		**.00**	**16,000.00**
JE # **BR21-01306** JE Trans Date 05/26/2021	JE Posted 05/26/2021	Comment KT-GRADUATION STOLES/CORDS/FLOWERS			
(000576) 01- 0000- 0- 0000- 2700- 4300- 835- 0014	NO REPORTING RE,MATERI	KT-GRADUATION FLOWERS	DR	450.00	
(000614) 01- 0000- 0- 0000- 2700- 5800- 835- 0014	NO REPORTING RE,PROF/C	KT-GRADUATION FLOWERS	CR		450.00
				450.00	**450.00**
JE # **BR21-01307** JE Trans Date 05/27/2021	JE Posted 05/27/2021	Comment JL-Cover negatives and add Res 1400 negatives			
(001593) 01- 0000- 0- 1110- 1000- 1100- 824- 0000	NO REPORTING RE,CERT:TI		CR		30,019.00
		Net increase to Appropriations		**.00**	**30,019.00**
	Fund 01, Resource 0000 Net Increase in Estimated Fund Balanc			**400,094.00**	
Fund **01**, Resource **0150**					
JE # **BR21-01193** JE Trans Date 05/06/2021	JE Posted 05/06/2021	Comment BL-DU78418			
(002979) 01- 0150- 0- 1110- 1000- 1160- 020- 0000	MASTER/OTHER TE,CERT S	BL-DU78418 CSUMB MSTR TEACHR STIP BICKHAM/KOCH CK238880	CR		250.00

Selection Grouped by Org, Fiscal Year, JE# - Sorted by JE Item #, (Org = 14, JE Type = R, Starting Transaction Date = 4/27/2021, Ending Transaction Date = 5/31/2021, Unposted JEs? = N, End Bud Bal? = N, JE# Page Break? = N, Description? = A, Recap? = N)

ESCAPE ONLINE

Account	Description	Comment		From	To
Fund **01**, Resource **0150** (continued)					
(continued) JE # **BR21-01193** JE Trans Date 05/06/2021 JE Posted 05/06/2021 Comment BL-DU78418					
(002971) 01- 0150- 0- 0000- 0000- 8699- 020- 0000	MASTER/OTHER TE,ALL OTI	BL-DU78418 CSUMB MSTR TEACHR STIP BICKHAM/KOCH CK238880	DR		250.00
(002980) 01- 0150- 0- 1110- 1000- 1160- 030- 0000	MASTER/OTHER TE,CERT S	BL-DU78418 CSUMB MSTR TEACHR STIP GAIMS, T.CK238880	CR		125.00
(002972) 01- 0150- 0- 0000- 0000- 8699- 030- 0000	MASTER/OTHER TE,ALL OTI	BL-DU78418 CSUMB MSTR TEACHR STIP GAIMS, T.CK238880	DR		125.00
		Net increase to Appropriations		**.00**	**750.00**
	Fund 01, Resource 0150 Net Increase in Estimated Fund Balanc		**0.00**		
Fund **01**, Resource **0501**					
JE # **BR21-01246** JE Trans Date 05/18/2021 JE Posted 05/18/2021 Comment 2020-21 TA CERT 1X					
(002999) 01- 0501- 0- 0000- 6000- 1900- 854- 0000	UNION-CERTIFICT,CERT:OT	BD-1X BONUS OFF SS	CR		1,000.00
(003001) 01- 0501- 0- 0000- 6000- 3101- 854- 0000	UNION-CERTIFICT,STRS:CE	BD-1X BONUS OFF SS	CR		162.00
(003002) 01- 0501- 0- 0000- 6000- 3331- 854- 0000	UNION-CERTIFICT,MEDICAF	BD-1X BONUS OFF SS	CR		15.00
(003004) 01- 0501- 0- 0000- 6000- 3501- 854- 0000	UNION-CERTIFICT,STATE UI	BD-1X BONUS OFF SS	CR		12.00
(003005) 01- 0501- 0- 0000- 6000- 3601- 854- 0000	UNION-CERTIFICT,WORKER	BD-1X BONUS OFF SS	CR		20.00
		Net increase to Appropriations		**.00**	**1,209.00**
	Fund 01, Resource 0501 Net <Decrease> in Estimated Fund Bala		**1,209.00-**		
Fund **01**, Resource **0700**					
JE # **BR21-01171** JE Trans Date 04/27/2021 JE Posted 04/27/2021 Comment BD-COVER NEGATIVES					
(003430) 01- 0700- 0- 1110- 1000- 2130- 033- 0000	LCFF SUPP FUNDI,CLASS IN		CR		2,568.00
(003468) 01- 0700- 0- 1110- 1000- 3202- 033- 0000	LCFF SUPP FUNDI,PERS:CL		CR		19.00
(003646) 01- 0700- 0- 1110- 1000- 4300- 033- 0000	LCFF SUPP FUNDI,MATERIA		DR	2,587.00	
				2,587.00	**2,587.00**
JE # **BR21-01173** JE Trans Date 04/27/2021 JE Posted 04/27/2021 Comment BD-EB-HEGGERTY WEBINAR					
(003639) 01- 0700- 0- 1110- 1000- 4300- 023- 0000	LCFF SUPP FUNDI,MATERIA		DR	600.00	
(025137) 01- 0700- 0- 1110- 1000- 5200- 023- 0000	LCFF SUPP FUNDI,TRAVEL ;		CR		600.00
				600.00	**600.00**
JE # **BR21-01211** JE Trans Date 05/12/2021 JE Posted 05/12/2021 Comment BD-EWR 27196 HOLIDAY					
(025558) 01- 0700- 0- 3300- 3110- 1230- 037- 0000	LCFF SUPP FUNDI,CERT PU		CR		1,457.00

Fund **01**, Resource **0700** (continued)

Account	Description	Comment	From	To
(continued) JE # **BR21-01211** JE Trans Date 05/12/2021 JE Posted 05/12/2021 Comment BD-EWR 27196 HOLIDAY				
(025559) 01- 0700- 0- 3300- 3110- 3101- 037- 0000	LCFF SUPP FUNDI,STRS:CE	CR		236.00
(025564) 01- 0700- 0- 3300- 3110- 3331- 037- 0000	LCFF SUPP FUNDI,MEDICAF	CR		21.00
(025566) 01- 0700- 0- 3300- 3110- 3501- 037- 0000	LCFF SUPP FUNDI,STATE U	CR		1.00
(025567) 01- 0700- 0- 3300- 3110- 3601- 037- 0000	LCFF SUPP FUNDI,WORKER	CR		30.00
(003903) 01- 0700- 0- 3300- 1000- 4300- 037- 0000	LCFF SUPP FUNDI,MATERIA	DR	1,745.00	
			1,745.00	**1,745.00**
JE # **BR21-01222** JE Trans Date 05/13/2021 JE Posted 05/13/2021 Comment BL-1 X BONUS OFF SS				
(003067) 01- 0700- 0- 0000- 2140- 1900- 827- 0000	LCFF SUPP FUNDI,CERT:OT	CR		1,400.00
(003262) 01- 0700- 0- 0000- 3110- 1200- 832- 0000	LCFF SUPP FUNDI,CERT:PU	CR		500.00
(003360) 01- 0700- 0- 1110- 1000- 1100- 031- 0000	LCFF SUPP FUNDI,CERT:TE	CR		225.00
(003361) 01- 0700- 0- 1110- 1000- 1100- 032- 0000	LCFF SUPP FUNDI,CERT:TE	CR		400.00
(003364) 01- 0700- 0- 1110- 1000- 1100- 821- 0000	LCFF SUPP FUNDI,CERT:TE	CR		1,000.00
(003365) 01- 0700- 0- 1110- 1000- 1100- 823- 0000	LCFF SUPP FUNDI,CERT:TE	CR		2,100.00
(003366) 01- 0700- 0- 1110- 1000- 1100- 824- 0000	LCFF SUPP FUNDI,CERT:TE	CR		1,000.00
(003367) 01- 0700- 0- 1110- 1000- 1100- 831- 0000	LCFF SUPP FUNDI,CERT:TE	CR		1,600.00
(003368) 01- 0700- 0- 1110- 1000- 1100- 832- 0000	LCFF SUPP FUNDI,CERT:TE	CR		1,450.00
(003653) 01- 0700- 0- 1110- 1000- 4399- 058- 0020	LCFF SUPP FUNDI,HOLDING	DR	5,500.00	
(003654) 01- 0700- 0- 1110- 1000- 4399- 058- 0030	LCFF SUPP FUNDI,HOLDING	DR	4,175.00	
			9,675.00	**9,675.00**
JE # **BR21-01246** JE Trans Date 05/18/2021 JE Posted 05/18/2021 Comment 2020-21 TA CERT 1X				
(003255) 01- 0700- 0- 0000- 3110- 1200- 035- 0000	LCFF SUPP FUNDI,CERT:PU BD-1X BONUS OFF SS	CR		200.00
(003260) 01- 0700- 0- 0000- 3110- 1200- 630- 0000	LCFF SUPP FUNDI,CERT:PU BD-1X BONUS OFF SS	CR		2,000.00
(003263) 01- 0700- 0- 0000- 3110- 1200- 834- 0000	LCFF SUPP FUNDI,CERT:PU BD-1X BONUS OFF SS	CR		200.00
(003264) 01- 0700- 0- 0000- 3110- 1200- 835- 0000	LCFF SUPP FUNDI,CERT:PU BD-1X BONUS OFF SS	CR		200.00
(003276) 01- 0700- 0- 0000- 3110- 3101- 035- 0000	LCFF SUPP FUNDI,STRS:CE BD-1X BONUS OFF SS	CR		32.00
(003282) 01- 0700- 0- 0000- 3110- 3101- 630- 0000	LCFF SUPP FUNDI,STRS:CE BD-1X BONUS OFF SS	CR		323.00
(003285) 01- 0700- 0- 0000- 3110- 3101- 834- 0000	LCFF SUPP FUNDI,STRS:CE BD-1X BONUS OFF SS	CR		32.00
(003286) 01- 0700- 0- 0000- 3110- 3101- 835- 0000	LCFF SUPP FUNDI,STRS:CE BD-1X BONUS OFF SS	CR		32.00
(003294) 01- 0700- 0- 0000- 3110- 3331- 035- 0000	LCFF SUPP FUNDI,MEDICAF BD-1X BONUS OFF SS	CR		3.00
(003300) 01- 0700- 0- 0000- 3110- 3331- 630- 0000	LCFF SUPP FUNDI,MEDICAF BD-1X BONUS OFF SS	CR		29.00
(003303) 01- 0700- 0- 0000- 3110- 3331- 834- 0000	LCFF SUPP FUNDI,MEDICAF BD-1X BONUS OFF SS	CR		3.00
(003304) 01- 0700- 0- 0000- 3110- 3331- 835- 0000	LCFF SUPP FUNDI,MEDICAF BD-1X BONUS OFF SS	CR		3.00
(003319) 01- 0700- 0- 0000- 3110- 3501- 035- 0000	LCFF SUPP FUNDI,STATE U BD-1X BONUS OFF SS	CR		3.00

Fund **01**, Resource **0700** (continued)

(continued) JE # **BR21-01246** JE Trans Date 05/18/2021 JE Posted 05/18/2021 Comment 2020-21 TA CERT 1X

	Account	Description	Comment	From	To
(003325)	01- 0700- 0- 0000- 3110- 3501- 630- 0000	LCFF SUPP FUNDI,STATE U	BD-1X BONUS OFF SS	CR	25.00
(003328)	01- 0700- 0- 0000- 3110- 3501- 834- 0000	LCFF SUPP FUNDI,STATE U	BD-1X BONUS OFF SS	CR	3.00
(003329)	01- 0700- 0- 0000- 3110- 3501- 835- 0000	LCFF SUPP FUNDI,STATE U	BD-1X BONUS OFF SS	CR	3.00
(003332)	01- 0700- 0- 0000- 3110- 3601- 035- 0000	LCFF SUPP FUNDI,WORKER	BD-1X BONUS OFF SS	CR	4.00
(003338)	01- 0700- 0- 0000- 3110- 3601- 630- 0000	LCFF SUPP FUNDI,WORKER	BD-1X BONUS OFF SS	CR	40.00
(003341)	01- 0700- 0- 0000- 3110- 3601- 834- 0000	LCFF SUPP FUNDI,WORKER	BD-1X BONUS OFF SS	CR	4.00
(003342)	01- 0700- 0- 0000- 3110- 3601- 835- 0000	LCFF SUPP FUNDI,WORKER	BD-1X BONUS OFF SS	CR	4.00
(003362)	01- 0700- 0- 1110- 1000- 1100- 033- 0000	LCFF SUPP FUNDI,CERT:TE	BD-1X BONUS OFF SS	CR	700.00
(003363)	01- 0700- 0- 1110- 1000- 1100- 034- 0000	LCFF SUPP FUNDI,CERT:TE	BD-1X BONUS OFF SS	CR	170.00
(003369)	01- 0700- 0- 1110- 1000- 1100- 833- 0000	LCFF SUPP FUNDI,CERT:TE	BD-1X BONUS OFF SS	CR	1,800.00
(003370)	01- 0700- 0- 1110- 1000- 1100- 834- 0000	LCFF SUPP FUNDI,CERT:TE	BD-1X BONUS OFF SS	CR	1,570.00
(003371)	01- 0700- 0- 1110- 1000- 1100- 835- 0000	LCFF SUPP FUNDI,CERT:TE	BD-1X BONUS OFF SS	CR	800.00
(003450)	01- 0700- 0- 1110- 1000- 3101- 033- 0000	LCFF SUPP FUNDI,STRS:CE	BD-1X BONUS OFF SS	CR	113.00
(003451)	01- 0700- 0- 1110- 1000- 3101- 034- 0000	LCFF SUPP FUNDI,STRS:CE	BD-1X BONUS OFF SS	CR	27.00
(003460)	01- 0700- 0- 1110- 1000- 3101- 833- 0000	LCFF SUPP FUNDI,STRS:CE	BD-1X BONUS OFF SS	CR	291.00
(003461)	01- 0700- 0- 1110- 1000- 3101- 834- 0000	LCFF SUPP FUNDI,STRS:CE	BD-1X BONUS OFF SS	CR	254.00
(003462)	01- 0700- 0- 1110- 1000- 3101- 835- 0000	LCFF SUPP FUNDI,STRS:CE	BD-1X BONUS OFF SS	CR	129.00
(003514)	01- 0700- 0- 1110- 1000- 3331- 033- 0000	LCFF SUPP FUNDI,MEDICAF	BD-1X BONUS OFF SS	CR	10.00
(003515)	01- 0700- 0- 1110- 1000- 3331- 034- 0000	LCFF SUPP FUNDI,MEDICAF	BD-1X BONUS OFF SS	CR	2.00
(003524)	01- 0700- 0- 1110- 1000- 3331- 833- 0000	LCFF SUPP FUNDI,MEDICAF	BD-1X BONUS OFF SS	CR	26.00
(003525)	01- 0700- 0- 1110- 1000- 3331- 834- 0000	LCFF SUPP FUNDI,MEDICAF	BD-1X BONUS OFF SS	CR	23.00
(003526)	01- 0700- 0- 1110- 1000- 3331- 835- 0000	LCFF SUPP FUNDI,MEDICAF	BD-1X BONUS OFF SS	CR	12.00
(003563)	01- 0700- 0- 1110- 1000- 3501- 033- 0000	LCFF SUPP FUNDI,STATE U	BD-1X BONUS OFF SS	CR	8.00
(003564)	01- 0700- 0- 1110- 1000- 3501- 034- 0000	LCFF SUPP FUNDI,STATE U	BD-1X BONUS OFF SS	CR	3.00
(003573)	01- 0700- 0- 1110- 1000- 3501- 833- 0000	LCFF SUPP FUNDI,STATE U	BD-1X BONUS OFF SS	CR	21.00
(003574)	01- 0700- 0- 1110- 1000- 3501- 834- 0000	LCFF SUPP FUNDI,STATE U	BD-1X BONUS OFF SS	CR	18.00
(003575)	01- 0700- 0- 1110- 1000- 3501- 835- 0000	LCFF SUPP FUNDI,STATE U	BD-1X BONUS OFF SS	CR	10.00
(003598)	01- 0700- 0- 1110- 1000- 3601- 033- 0000	LCFF SUPP FUNDI,WORKER	BD-1X BONUS OFF SS	CR	14.00
(003599)	01- 0700- 0- 1110- 1000- 3601- 034- 0000	LCFF SUPP FUNDI,WORKER	BD-1X BONUS OFF SS	CR	3.00
(003608)	01- 0700- 0- 1110- 1000- 3601- 833- 0000	LCFF SUPP FUNDI,WORKER	BD-1X BONUS OFF SS	CR	36.00
(003609)	01- 0700- 0- 1110- 1000- 3601- 834- 0000	LCFF SUPP FUNDI,WORKER	BD-1X BONUS OFF SS	CR	31.00
(003610)	01- 0700- 0- 1110- 1000- 3601- 835- 0000	LCFF SUPP FUNDI,WORKER	BD-1X BONUS OFF SS	CR	16.00
(003847)	01- 0700- 0- 3200- 1000- 1100- 036- 0000	LCFF SUPP FUNDI,CERT:TE	BD-1X BONUS OFF SS	CR	100.00
(003848)	01- 0700- 0- 3200- 1000- 1100- 836- 0000	LCFF SUPP FUNDI,CERT:TE	BD-1X BONUS OFF SS	CR	350.00
(003854)	01- 0700- 0- 3200- 1000- 3101- 036- 0000	LCFF SUPP FUNDI,STRS:CE	BD-1X BONUS OFF SS	CR	16.00
(003855)	01- 0700- 0- 3200- 1000- 3101- 836- 0000	LCFF SUPP FUNDI,STRS:CE	BD-1X BONUS OFF SS	CR	57.00

	Account	Description	Comment		From	To
Fund **01**, Resource **0700** (continued)						
(continued)	JE # **BR21-01246**	JE Trans Date 05/18/2021	JE Posted 05/18/2021	Comment 2020-21 TA CERT 1X		
(003859)	01- 0700- 0- 3200- 1000- 3331- 036- 0000	LCFF SUPP FUNDI,MEDICAF	BD-1X BONUS OFF SS	CR		1.00
(003860)	01- 0700- 0- 3200- 1000- 3331- 836- 0000	LCFF SUPP FUNDI,MEDICAF	BD-1X BONUS OFF SS	CR		5.00
(003864)	01- 0700- 0- 3200- 1000- 3501- 036- 0000	LCFF SUPP FUNDI,STATE U	BD-1X BONUS OFF SS	CR		2.00
(003865)	01- 0700- 0- 3200- 1000- 3501- 836- 0000	LCFF SUPP FUNDI,STATE U	BD-1X BONUS OFF SS	CR		4.00
(003867)	01- 0700- 0- 3200- 1000- 3601- 036- 0000	LCFF SUPP FUNDI,WORKER	BD-1X BONUS OFF SS	CR		2.00
(003868)	01- 0700- 0- 3200- 1000- 3601- 836- 0000	LCFF SUPP FUNDI,WORKER	BD-1X BONUS OFF SS	CR		7.00
(003885)	01- 0700- 0- 3300- 1000- 1100- 837- 0000	LCFF SUPP FUNDI,CERT:TE	BD-1X BONUS OFF SS	CR		1,100.00
(003889)	01- 0700- 0- 3300- 1000- 3101- 837- 0000	LCFF SUPP FUNDI,STRS:CE	BD-1X BONUS OFF SS	CR		178.00
(003892)	01- 0700- 0- 3300- 1000- 3331- 837- 0000	LCFF SUPP FUNDI,MEDICAF	BD-1X BONUS OFF SS	CR		16.00
(003895)	01- 0700- 0- 3300- 1000- 3501- 837- 0000	LCFF SUPP FUNDI,STATE U	BD-1X BONUS OFF SS	CR		14.00
(003897)	01- 0700- 0- 3300- 1000- 3601- 837- 0000	LCFF SUPP FUNDI,WORKER	BD-1X BONUS OFF SS	CR		22.00
(003654)	01- 0700- 0- 1110- 1000- 4399- 058- 0030	LCFF SUPP FUNDI,HOLDING	BD-1X BONUS OFF SS	DR	9,691.00	
(003646)	01- 0700- 0- 1110- 1000- 4300- 033- 0000	LCFF SUPP FUNDI,MATERIA	BD-1X BONUS OFF SS	DR	845.00	
(003647)	01- 0700- 0- 1110- 1000- 4300- 034- 0000	LCFF SUPP FUNDI,MATERIA	BD-1X BONUS OFF SS	DR	205.00	
(003648)	01- 0700- 0- 1110- 1000- 4300- 035- 0000	LCFF SUPP FUNDI,MATERIA	BD-1X BONUS OFF SS	DR	242.00	
(003871)	01- 0700- 0- 3200- 1000- 4300- 036- 0000	LCFF SUPP FUNDI,MATERIA	BD-1X BONUS OFF SS	DR	121.00	
					11,104.00	**11,104.00**
	JE # **BR21-01256**	JE Trans Date 05/13/2021	JE Posted 05/19/2021	Comment BL-1 X BONUS OFF SS STAT BEN.		
(003075)	01- 0700- 0- 0000- 2140- 3101- 827- 0000	LCFF SUPP FUNDI,STRS:CE		CR		227.00
(003081)	01- 0700- 0- 0000- 2140- 3331- 827- 0000	LCFF SUPP FUNDI,MEDICAF		CR		21.00
(003091)	01- 0700- 0- 0000- 2140- 3501- 827- 0000	LCFF SUPP FUNDI,STATE U		CR		1.00
(003096)	01- 0700- 0- 0000- 2140- 3601- 827- 0000	LCFF SUPP FUNDI,WORKER		CR		28.00
(003284)	01- 0700- 0- 0000- 3110- 3101- 832- 0000	LCFF SUPP FUNDI,STRS:CE		CR		81.00
(003302)	01- 0700- 0- 0000- 3110- 3331- 832- 0000	LCFF SUPP FUNDI,MEDICAF		CR		8.00
(003327)	01- 0700- 0- 0000- 3110- 3501- 832- 0000	LCFF SUPP FUNDI,STATE U		CR		1.00
(003340)	01- 0700- 0- 0000- 3110- 3601- 832- 0000	LCFF SUPP FUNDI,WORKER		CR		10.00
(003448)	01- 0700- 0- 1110- 1000- 3101- 031- 0000	LCFF SUPP FUNDI,STRS:CE		CR		37.00
(003512)	01- 0700- 0- 1110- 1000- 3331- 031- 0000	LCFF SUPP FUNDI,MEDICAF		CR		4.00
(003561)	01- 0700- 0- 1110- 1000- 3501- 031- 0000	LCFF SUPP FUNDI,STATE U		CR		1.00
(003596)	01- 0700- 0- 1110- 1000- 3601- 031- 0000	LCFF SUPP FUNDI,WORKER		CR		5.00
(003449)	01- 0700- 0- 1110- 1000- 3101- 032- 0000	LCFF SUPP FUNDI,STRS:CE		CR		65.00
(003513)	01- 0700- 0- 1110- 1000- 3331- 032- 0000	LCFF SUPP FUNDI,MEDICAF		CR		6.00
(003562)	01- 0700- 0- 1110- 1000- 3501- 032- 0000	LCFF SUPP FUNDI,STATE U		CR		1.00
(003597)	01- 0700- 0- 1110- 1000- 3601- 032- 0000	LCFF SUPP FUNDI,WORKER		CR		8.00
(003644)	01- 0700- 0- 1110- 1000- 4300- 031- 0000	LCFF SUPP FUNDI,MATERIA		DR	47.00	

Fund **01**, Resource **0700** (continued)

(continued) JE # **BR21-01256** JE Trans Date 05/13/2021 JE Posted 05/19/2021 Comment BL-1 X BONUS OFF SS STAT BEN.

	Account	Description	Comment		From	To
(003645)	01- 0700- 0- 1110- 1000- 4300- 032- 0000	LCFF SUPP FUNDI,MATERIA		DR	80.00	
(003455)	01- 0700- 0- 1110- 1000- 3101- 821- 0000	LCFF SUPP FUNDI,STRS:CE		CR		162.00
(003519)	01- 0700- 0- 1110- 1000- 3331- 821- 0000	LCFF SUPP FUNDI,MEDICAF		CR		15.00
(003568)	01- 0700- 0- 1110- 1000- 3501- 821- 0000	LCFF SUPP FUNDI,STATE U		CR		1.00
(003603)	01- 0700- 0- 1110- 1000- 3601- 821- 0000	LCFF SUPP FUNDI,WORKER		CR		20.00
(003456)	01- 0700- 0- 1110- 1000- 3101- 823- 0000	LCFF SUPP FUNDI,STRS:CE		CR		340.00
(003520)	01- 0700- 0- 1110- 1000- 3331- 823- 0000	LCFF SUPP FUNDI,MEDICAF		CR		31.00
(003569)	01- 0700- 0- 1110- 1000- 3501- 823- 0000	LCFF SUPP FUNDI,STATE U		CR		2.00
(003604)	01- 0700- 0- 1110- 1000- 3601- 823- 0000	LCFF SUPP FUNDI,WORKER		CR		42.00
(003457)	01- 0700- 0- 1110- 1000- 3101- 824- 0000	LCFF SUPP FUNDI,STRS:CE		CR		162.00
(003521)	01- 0700- 0- 1110- 1000- 3331- 824- 0000	LCFF SUPP FUNDI,MEDICAF		CR		15.00
(003570)	01- 0700- 0- 1110- 1000- 3501- 824- 0000	LCFF SUPP FUNDI,STATE U		CR		1.00
(003605)	01- 0700- 0- 1110- 1000- 3601- 824- 0000	LCFF SUPP FUNDI,WORKER		CR		20.00
(003458)	01- 0700- 0- 1110- 1000- 3101- 831- 0000	LCFF SUPP FUNDI,STRS:CE		CR		259.00
(003522)	01- 0700- 0- 1110- 1000- 3331- 831- 0000	LCFF SUPP FUNDI,MEDICAF		CR		24.00
(003571)	01- 0700- 0- 1110- 1000- 3501- 831- 0000	LCFF SUPP FUNDI,STATE U		CR		1.00
(003606)	01- 0700- 0- 1110- 1000- 3601- 831- 0000	LCFF SUPP FUNDI,WORKER		CR		32.00
(003459)	01- 0700- 0- 1110- 1000- 3101- 832- 0000	LCFF SUPP FUNDI,STRS:CE		CR		235.00
(003523)	01- 0700- 0- 1110- 1000- 3331- 832- 0000	LCFF SUPP FUNDI,MEDICAF		CR		22.00
(003572)	01- 0700- 0- 1110- 1000- 3501- 832- 0000	LCFF SUPP FUNDI,STATE U		CR		1.00
(003607)	01- 0700- 0- 1110- 1000- 3601- 832- 0000	LCFF SUPP FUNDI,WORKER		CR		29.00
(003653)	01- 0700- 0- 1110- 1000- 4399- 058- 0020	LCFF SUPP FUNDI,HOLDING		DR	1,088.00	
(003654)	01- 0700- 0- 1110- 1000- 4399- 058- 0030	LCFF SUPP FUNDI,HOLDING		DR	703.00	
					1,918.00	**1,918.00**

JE # **BR21-01264** JE Trans Date 05/19/2021 JE Posted 05/19/2021 Comment BD-CAMPUS SUPERVISORS EWRS

(025712)	01- 0700- 0- 0000- 8300- 2290- 033- 0000	LCFF SUPP FUNDI,CLASS P		CR		1,867.00
(025716)	01- 0700- 0- 0000- 8300- 3202- 033- 0000	LCFF SUPP FUNDI,PERS:CL		CR		386.00
(025717)	01- 0700- 0- 0000- 8300- 3312- 033- 0000	LCFF SUPP FUNDI,FICA:CLA		CR		116.00
(025718)	01- 0700- 0- 0000- 8300- 3332- 033- 0000	LCFF SUPP FUNDI,MEDICAF		CR		27.00
(025720)	01- 0700- 0- 0000- 8300- 3502- 033- 0000	LCFF SUPP FUNDI,STATE U		CR		1.00
(025721)	01- 0700- 0- 0000- 8300- 3602- 033- 0000	LCFF SUPP FUNDI,WORKER		CR		38.00
(003646)	01- 0700- 0- 1110- 1000- 4300- 033- 0000	LCFF SUPP FUNDI,MATERIA		DR	2,435.00	
					2,435.00	**2,435.00**

Effective 04/27/2021 through 05/28/2021 **Fiscal Year 2021**

Account	Description	Comment	From	To
Fund **01**, Resource **0700** (continued)				
JE # **BR21-01272** JE Trans Date 05/20/2021 JE Posted 05/20/2021 Comment JL-Adjust LCFF Supplemental based on new calcs				
(017758) 01- 0700- 0- 0000- 0000- 8980- 020- 0000	LCFF SUPP FUNDI,CONTRI I	CR	8,453.00	
(017759) 01- 0700- 0- 0000- 0000- 8980- 030- 0000	LCFF SUPP FUNDI,CONTRI I	CR	148,730.00	
(003653) 01- 0700- 0- 1110- 1000- 4399- 058- 0020	LCFF SUPP FUNDI,HOLDING	DR	8,453.00	
(003654) 01- 0700- 0- 1110- 1000- 4399- 058- 0030	LCFF SUPP FUNDI,HOLDING	DR	148,730.00	
		Net decrease to Appropriations	**314,366.00**	**.00**
JE # **BR21-01281** JE Trans Date 05/21/2021 JE Posted 05/21/2021 Comment BL-MH EWR 27474 M.DEAR/27475 J.OSBORNE HIST.PLA				
(003376) 01- 0700- 0- 1110- 1000- 1130- 032- 0000	LCFF SUPP FUNDI,CERT SA	CR		288.00
(003449) 01- 0700- 0- 1110- 1000- 3101- 032- 0000	LCFF SUPP FUNDI,STRS:CE	CR		49.00
(003513) 01- 0700- 0- 1110- 1000- 3331- 032- 0000	LCFF SUPP FUNDI,MEDICAF	CR		5.00
(003562) 01- 0700- 0- 1110- 1000- 3501- 032- 0000	LCFF SUPP FUNDI,STATE U	CR		4.00
(003597) 01- 0700- 0- 1110- 1000- 3601- 032- 0000	LCFF SUPP FUNDI,WORKER	CR		6.00
(003645) 01- 0700- 0- 1110- 1000- 4300- 032- 0000	LCFF SUPP FUNDI,MATERIA	DR	352.00	
			352.00	**352.00**
JE # **BR21-01283** JE Trans Date 05/21/2021 JE Posted 05/21/2021 Comment BL-MH EWR 27477 D.WELLS HIST/SHOP PREP FOR NEW				
(003376) 01- 0700- 0- 1110- 1000- 1130- 032- 0000	LCFF SUPP FUNDI,CERT SA	CR		504.00
(003449) 01- 0700- 0- 1110- 1000- 3101- 032- 0000	LCFF SUPP FUNDI,STRS:CE	CR		86.00
(003513) 01- 0700- 0- 1110- 1000- 3331- 032- 0000	LCFF SUPP FUNDI,MEDICAF	CR		8.00
(003562) 01- 0700- 0- 1110- 1000- 3501- 032- 0000	LCFF SUPP FUNDI,STATE U	CR		7.00
(003597) 01- 0700- 0- 1110- 1000- 3601- 032- 0000	LCFF SUPP FUNDI,WORKER	CR		11.00
(003645) 01- 0700- 0- 1110- 1000- 4300- 032- 0000	LCFF SUPP FUNDI,MATERIA	DR	616.00	
			616.00	**616.00**
JE # **BR21-01285** JE Trans Date 05/21/2021 JE Posted 05/21/2021 Comment BL-EWR 4732 ANCIC/4758 MADISON STAT BEN/COVR NE				
(020255) 01- 0700- 0- 1110- 1000- 3202- 032- 0000	LCFF SUPP FUNDI,PERS:CL	BL-EWR 4732 ANCIC/4758 MADISON STAT BEN CR		150.00
(020254) 01- 0700- 0- 1110- 1000- 3312- 032- 0000	LCFF SUPP FUNDI,FICA:CLA	BL-EWR 4732 ANCIC/4758 MADISON STAT BEN CR		41.00
(020253) 01- 0700- 0- 1110- 1000- 3332- 032- 0000	LCFF SUPP FUNDI,MEDICAF	BL-EWR 4732 ANCIC/4758 MADISON STAT BEN CR		10.00
(003581) 01- 0700- 0- 1110- 1000- 3502- 032- 0000	LCFF SUPP FUNDI,STATE U	BL-EWR 4732 ANCIC/4758 MADISON STAT BEN CR		9.00

Selection Grouped by Org, Fiscal Year, JE# - Sorted by JE Item #, (Org = 14, JE Type = R, Starting Transaction Date = 4/27/2021, Ending Transaction Date = 5/31/2021, Unposted JEs? = N, End Bud Bal? = N, JE# Page Break? = N, Description? = A, Recap? = N)

Account	Description	Comment		From	To
Fund **01**, Resource **0700** (continued)					
(continued) JE # **BR21-01285** JE Trans Date 05/21/2021 JE Posted 05/21/2021 Comment BL-EWR 4732 ANCIC/4758 MADISON STAT BEN/COVR NE					
(020257) 01- 0700- 0- 1110- 1000- 3602- 032- 0000	LCFF SUPP FUNDI,WORKER	BL-EWR 4732 ANCIC/4758 MADISON STAT BEN	CR		14.00
(003645) 01- 0700- 0- 1110- 1000- 4300- 032- 0000	LCFF SUPP FUNDI,MATERIA	BL-EWR 4732 ANCIC/4758 MADISON STAT BEN	DR	224.00	
(003543) 01- 0700- 0- 1110- 1000- 3401- 032- 0000	LCFF SUPP FUNDI,HEALTH	BL-COVR NEG	CR		1.00
(003645) 01- 0700- 0- 1110- 1000- 4300- 032- 0000	LCFF SUPP FUNDI,MATERIA	BL-COVR NEG	DR	1.00	
				225.00	**225.00**
JE # **BR21-01286** JE Trans Date 05/21/2021 JE Posted 05/21/2021 Comment BL-BMS EWR 24208 K.WOFFORD/25039 C.RICKEY					
(023291) 01- 0700- 0- 0000- 8300- 3202- 031- 0000	LCFF SUPP FUNDI,PERS:CL	BL-BMS EWR 24208 K.WOFFORD	CR		405.00
(023292) 01- 0700- 0- 0000- 8300- 3312- 031- 0000	LCFF SUPP FUNDI,FICA:CLA	BL-BMS EWR 24208 K.WOFFORD	CR		122.00
(023293) 01- 0700- 0- 0000- 8300- 3332- 031- 0000	LCFF SUPP FUNDI,MEDICAF	BL-BMS EWR 24208 K.WOFFORD	CR		29.00
(023295) 01- 0700- 0- 0000- 8300- 3502- 031- 0000	LCFF SUPP FUNDI,STATE U	BL-BMS EWR 24208 K.WOFFORD	CR		1.00
(023296) 01- 0700- 0- 0000- 8300- 3602- 031- 0000	LCFF SUPP FUNDI,WORKER	BL-BMS EWR 24208 K.WOFFORD	CR		39.00
(003644) 01- 0700- 0- 1110- 1000- 4300- 031- 0000	LCFF SUPP FUNDI,MATERIA	BL-BMS EWR 24208 K.WOFFORD	DR	596.00	
(003375) 01- 0700- 0- 1110- 1000- 1130- 031- 0000	LCFF SUPP FUNDI,CERT SA	BL-BMS EWR 25039 C.RICKEY	CR		1,080.00
(003448) 01- 0700- 0- 1110- 1000- 3101- 031- 0000	LCFF SUPP FUNDI,STRS:CE	BL-BMS EWR 25039 C.RICKEY	CR		175.00
(003512) 01- 0700- 0- 1110- 1000- 3331- 031- 0000	LCFF SUPP FUNDI,MEDICAF	BL-BMS EWR 25039 C.RICKEY	CR		16.00
(003561) 01- 0700- 0- 1110- 1000- 3501- 031- 0000	LCFF SUPP FUNDI,STATE U	BL-BMS EWR 25039 C.RICKEY	CR		1.00
(003596) 01- 0700- 0- 1110- 1000- 3601- 031- 0000	LCFF SUPP FUNDI,WORKER	BL-BMS EWR 25039 C.RICKEY	CR		22.00
(003644) 01- 0700- 0- 1110- 1000- 4300- 031- 0000	LCFF SUPP FUNDI,MATERIA	BL-BMS EWR 25039 C.RICKEY	DR	1,294.00	
				1,890.00	**1,890.00**
JE # **BR21-01289** JE Trans Date 05/21/2021 JE Posted 05/21/2021 Comment BL-WL COVER NEG.					
(003418) 01- 0700- 0- 1110- 1000- 2100- 027- 0000	LCFF SUPP FUNDI,CLASS:IN		CR		234.00
(003530) 01- 0700- 0- 1110- 1000- 3332- 027- 0000	LCFF SUPP FUNDI,MEDICAF		CR		3.00
(003614) 01- 0700- 0- 1110- 1000- 3602- 027- 0000	LCFF SUPP FUNDI,WORKER		CR		5.00
(003642) 01- 0700- 0- 1110- 1000- 4300- 027- 0000	LCFF SUPP FUNDI,MATERIA		DR	242.00	
				242.00	**242.00**
JE # **BR21-01295** JE Trans Date 05/24/2021 JE Posted 05/24/2021 Comment BD-EWR 27195					
(011756) 01- 0700- 0- 3300- 1000- 1130- 037- 0000	LCFF SUPP FUNDI,CERT SA		CR		432.00
(011796) 01- 0700- 0- 3300- 1000- 3101- 037- 0000	LCFF SUPP FUNDI,STRS:CE		CR		70.00
(003891) 01- 0700- 0- 3300- 1000- 3331- 037- 0000	LCFF SUPP FUNDI,MEDICAF		CR		6.00

Account	Description	Comment		From	To
Fund **01**, Resource **0700** (continued)					
(continued) JE # **BR21-01295** JE Trans Date 05/24/2021 JE Posted 05/24/2021 Comment BD-EWR 27195					
(003894) 01- 0700- 0- 3300- 1000- 3501- 037- 0000	LCFF SUPP FUNDI,STATE U		CR		1.00
(003896) 01- 0700- 0- 3300- 1000- 3601- 037- 0000	LCFF SUPP FUNDI,WORKER		CR		9.00
(003903) 01- 0700- 0- 3300- 1000- 4300- 037- 0000	LCFF SUPP FUNDI,MATERIA		DR	518.00	
				518.00	**518.00**
JE # **BR21-01306** JE Trans Date 05/26/2021 JE Posted 05/26/2021 Comment KT-GRADUATION STOLES/CORDS/FLOWERS					
(003648) 01- 0700- 0- 1110- 1000- 4300- 035- 0000	LCFF SUPP FUNDI,MATERIA	KT-GRADUATION STOLES	DR	150.00	
(023626) 01- 0700- 0- 0000- 2700- 5800- 035- 0000	LCFF SUPP FUNDI,PROF/CC	KT-GRADUATION STOLES	CR		150.00
				150.00	**150.00**
	Fund 01, Resource 0700 Net Increase in Estimated Fund Balanc		**0.00**		
Fund **01**, Resource **0723**					
JE # **BR21-01170** JE Trans Date 04/27/2021 JE Posted 04/27/2021 Comment JL-Move for New Bus					
(003975) 01- 0723- 0- 0000- 3600- 5600- 048- 0000	TRANSPORT:HOME,RENTAL		DR	50,000.00	
		Net decrease to Appropriations		**50,000.00**	**.00**
JE # **BR21-01241** JE Trans Date 05/18/2021 JE Posted 05/18/2021 Comment PS-DMV COMMERCIAL LICENSE					
(003973) 01- 0723- 0- 0000- 3600- 5300- 048- 0000	TRANSPORT:HOME,DUES &		CR		5.00
(003969) 01- 0723- 0- 0000- 3600- 4300- 048- 0000	TRANSPORT:HOME,MATERI		DR	5.00	
				5.00	**5.00**
JE # **BR21-01242** JE Trans Date 05/18/2021 JE Posted 05/18/2021 Comment PS-DMV COMMERCIAL LICENSE					
(003973) 01- 0723- 0- 0000- 3600- 5300- 048- 0000	TRANSPORT:HOME,DUES &		CR		75.00
(003969) 01- 0723- 0- 0000- 3600- 4300- 048- 0000	TRANSPORT:HOME,MATERI		DR	75.00	
				75.00	**75.00**
JE # **BR21-01246** JE Trans Date 05/18/2021 JE Posted 05/18/2021 Comment 2020-21 TA CERT 1X					
(003957) 01- 0723- 0- 0000- 3600- 2300- 848- 0000	TRANSPORT:HOME,CLASS:	BD-1X BONUS OFF SS	CR		500.00
(003960) 01- 0723- 0- 0000- 3600- 3202- 848- 0000	TRANSPORT:HOME,PERS:C	BD-1X BONUS OFF SS	CR		115.00
(003962) 01- 0723- 0- 0000- 3600- 3312- 848- 0000	TRANSPORT:HOME,FICA:CL	BD-1X BONUS OFF SS	CR		31.00
(003964) 01- 0723- 0- 0000- 3600- 3332- 848- 0000	TRANSPORT:HOME,MEDICA	BD-1X BONUS OFF SS	CR		7.00
(003966) 01- 0723- 0- 0000- 3600- 3502- 848- 0000	TRANSPORT:HOME,STATE I	BD-1X BONUS OFF SS	CR		6.00

Account	Description	Comment		From	To
Fund **01**, Resource **0723** (continued)					
(continued) JE # **BR21-01246** JE Trans Date 05/18/2021 JE Posted 05/18/2021 Comment 2020-21 TA CERT 1X					
(003968) 01- 0723- 0- 0000- 3600- 3602- 848- 0000	TRANSPORT:HOME,WORKE	BD-1X BONUS OFF SS	CR		10.00
(003969) 01- 0723- 0- 0000- 3600- 4300- 048- 0000	TRANSPORT:HOME,MATERI	BD-1X BONUS OFF SS	DR	669.00	
				669.00	**669.00**
JE # **BR21-01308** JE Trans Date 05/27/2021 JE Posted 05/27/2021 Comment JL-For 2nd New Bus					
(003941) 01- 0723- 0- 0000- 0000- 8980- 030- 0000	TRANSPORT:HOME,CONTRI		CR	19,004.00	
(003977) 01- 0723- 0- 0000- 3600- 5800- 048- 0000	TRANSPORT:HOME,PROF/C		DR	19,004.00	
		Net decrease to Appropriations		**38,008.00**	**.00**
	Fund 01, Resource 0723 Net Increase in Estimated Fund Balanc		**50,000.00**		
Fund **01**, Resource **0724**					
JE # **BR21-01170** JE Trans Date 04/27/2021 JE Posted 04/27/2021 Comment JL-Move for New Bus					
(004000) 01- 0724- 0- 5750- 3600- 5600- 048- 0000	TRANSPORT:SPECI,RENTAL		DR	32,000.00	
(014523) 01- 0724- 0- 5750- 3600- 6500- 048- 0000	TRANSPORT:SPECI,EQUIPM		CR		82,000.00
		Net increase to Appropriations		**32,000.00**	**82,000.00**
JE # **BR21-01246** JE Trans Date 05/18/2021 JE Posted 05/18/2021 Comment 2020-21 TA CERT 1X					
(003990) 01- 0724- 0- 5750- 3600- 2300- 848- 0000	TRANSPORT:SPECI,CLASS:S	BD-1X BONUS OFF SS	CR		500.00
(003992) 01- 0724- 0- 5750- 3600- 3202- 848- 0000	TRANSPORT:SPECI,PERS:C	BD-1X BONUS OFF SS	CR		115.00
(003993) 01- 0724- 0- 5750- 3600- 3312- 848- 0000	TRANSPORT:SPECI,FICA:CL	BD-1X BONUS OFF SS	CR		31.00
(003994) 01- 0724- 0- 5750- 3600- 3332- 848- 0000	TRANSPORT:SPECI,MEDICA	BD-1X BONUS OFF SS	CR		7.00
(003996) 01- 0724- 0- 5750- 3600- 3502- 848- 0000	TRANSPORT:SPECI,STATE I	BD-1X BONUS OFF SS	CR		6.00
(003997) 01- 0724- 0- 5750- 3600- 3602- 848- 0000	TRANSPORT:SPECI,WORKE	BD-1X BONUS OFF SS	CR		10.00
(018873) 01- 0724- 0- 5750- 3600- 4400- 048- 0000	TRANSPORT:SPECI,NON-CA	BD-1X BONUS OFF SS	DR	669.00	
				669.00	**669.00**
JE # **BR21-01308** JE Trans Date 05/27/2021 JE Posted 05/27/2021 Comment JL-For 2nd New Bus					
(014523) 01- 0724- 0- 5750- 3600- 6500- 048- 0000	TRANSPORT:SPECI,EQUIPM		CR		82,000.00
(004001) 01- 0724- 0- 5750- 3600- 5800- 048- 0000	TRANSPORT:SPECI,PROF/C		DR	27,000.00	
(004000) 01- 0724- 0- 5750- 3600- 5600- 048- 0000	TRANSPORT:SPECI,RENTAL		DR	20,000.00	
(003999) 01- 0724- 0- 5750- 3600- 5200- 048- 0000	TRANSPORT:SPECI,TRAVEL		DR	4,702.00	
(018873) 01- 0724- 0- 5750- 3600- 4400- 048- 0000	TRANSPORT:SPECI,NON-CA		DR	6,294.00	
(003998) 01- 0724- 0- 5750- 3600- 4300- 048- 0000	TRANSPORT:SPECI,MATERI		DR	5,000.00	

Selection Grouped by Org, Fiscal Year, JE# - Sorted by JE Item #, (Org = 14, JE Type = R, Starting Transaction Date = 4/27/2021, Ending Transaction Date = 5/31/2021, Unposted JEs? = N, End Bud Bal? = N, JE# Page Break? = N, Description? = A, Recap? = N)

Account	Description	Comment	From	To
Fund **01**, Resource **0724** (continued)				
(continued) JE # **BR21-01308** JE Trans Date 05/27/2021 JE Posted 05/27/2021 Comment JL-For 2nd New Bus				
(003987) 01- 0724- 0- 5001- 0000- 8980- 030- 0000	TRANSPORT:SPECI,CONTRI	DR		19,004.00
		Net increase to Appropriations	**62,996.00**	**101,004.00**
	Fund 01, Resource 0724 Net <Decrease> in Estimated Fund Bala	**50,000.00-**		
Fund **01**, Resource **0808**				
JE # **BR21-01222** JE Trans Date 05/13/2021 JE Posted 05/13/2021 Comment BL-1 X BONUS OFF SS				
(019296) 01- 0808- 0- 0000- 3110- 1200- 821- 0808	Measure U,CERT:PUPIL SUP	CR		1,000.00
(019306) 01- 0808- 0- 0000- 3110- 1200- 823- 0808	Measure U,CERT:PUPIL SUP	CR		1,000.00
(019316) 01- 0808- 0- 0000- 3110- 1200- 824- 0808	Measure U,CERT:PUPIL SUP	CR		1,000.00
(019326) 01- 0808- 0- 0000- 3110- 1200- 827- 0808	Measure U,CERT:PUPIL SUP	CR		1,000.00
(015398) 01- 0808- 0- 0000- 3110- 1200- 831- 0808	Measure U,CERT:PUPIL SUP	CR		1,670.00
(015408) 01- 0808- 0- 0000- 3110- 1200- 832- 0808	Measure U,CERT:PUPIL SUP	CR		1,000.00
(023386) 01- 0808- 0- 1110- 1000- 1100- 031- 0807	Measure U,CERT:TEACHERS	CR		200.00
(020916) 01- 0808- 0- 1110- 1000- 1100- 831- 0808	Measure U,CERT:TEACHERS	CR		101.00
(015164) 01- 0808- 0- 1110- 2420- 1200- 821- 0808	Measure U,CERT:PUPIL SUP	CR		1,000.00
(015170) 01- 0808- 0- 1110- 2420- 1200- 823- 0808	Measure U,CERT:PUPIL SUP	CR		1,000.00
(015176) 01- 0808- 0- 1110- 2420- 1200- 824- 0808	Measure U,CERT:PUPIL SUP	CR		1,000.00
(015182) 01- 0808- 0- 1110- 2420- 1200- 827- 0808	Measure U,CERT:PUPIL SUP	CR		1,000.00
(015188) 01- 0808- 0- 1110- 2420- 1200- 831- 0808	Measure U,CERT:PUPIL SUP	CR		1,000.00
(015194) 01- 0808- 0- 1110- 2420- 1200- 832- 0808	Measure U,CERT:PUPIL SUP	CR		1,000.00
(021178) 01- 0808- 0- 1120- 1000- 1100- 831- 0808	Measure U,CERT:TEACHERS	CR		200.00
(019139) 01- 0808- 0- 1250- 1000- 1100- 823- 0808	Measure U,CERT:TEACHERS	CR		500.00
(015093) 01- 0808- 0- 1250- 1000- 1100- 831- 0808	Measure U,CERT:TEACHERS	CR		400.00
(015500) 01- 0808- 0- 1250- 1000- 1100- 832- 0808	Measure U,CERT:TEACHERS	CR		800.00
(022062) 01- 0808- 0- 1250- 4100- 4300- 031- 0807	Measure U,MATERIALS & SU	DR	200.00	
(017574) 01- 0808- 0- 1110- 1000- 4399- 058- 0808	Measure U,HOLDING ACCOU	DR	14,671.00	
			14,871.00	**14,871.00**
JE # **BR21-01255** JE Trans Date 05/19/2021 JE Posted 05/19/2021 Comment BD- INV21-00255				
(025702) 01- 0808- 0- 1150- 1000- 5800- 823- 0808	Measure U,PROF/CONSULT S	CR		1,100.00
(015049) 01- 0808- 0- 1120- 1000- 4300- 823- 0808	Measure U,MATERIALS & SU	DR	1,100.00	
			1,100.00	**1,100.00**
JE # **BR21-01260** JE Trans Date 05/13/2021 JE Posted 05/19/2021 Comment BL-1 X BONUS OFF SS STAT BEN.				

Fund **01**, Resource **0808** (continued)

(continued) JE # **BR21-01260** JE Trans Date 05/13/2021 JE Posted 05/19/2021 Comment BL-1 X BONUS OFF SS STAT BEN.

	Account	Description	Comment	From	To
(019297)	01-0808-0-0000-3110-3101-821-0808	Measure U,STRS:CERT,GUID	CR		162.00
(019302)	01-0808-0-0000-3110-3331-821-0808	Measure U,MEDICARE:CERT	CR		15.00
(019304)	01-0808-0-0000-3110-3501-821-0808	Measure U,STATE UNEMPLC	CR		1.00
(019305)	01-0808-0-0000-3110-3601-821-0808	Measure U,WORKERS' COMF	CR		20.00
(019307)	01-0808-0-0000-3110-3101-823-0808	Measure U,STRS:CERT,GUID	CR		162.00
(019312)	01-0808-0-0000-3110-3331-823-0808	Measure U,MEDICARE:CERT	CR		15.00
(019314)	01-0808-0-0000-3110-3501-823-0808	Measure U,STATE UNEMPLC	CR		1.00
(019315)	01-0808-0-0000-3110-3601-823-0808	Measure U,WORKERS' COMF	CR		20.00
(019317)	01-0808-0-0000-3110-3101-824-0808	Measure U,STRS:CERT,GUID	CR		162.00
(019322)	01-0808-0-0000-3110-3331-824-0808	Measure U,MEDICARE:CERT	CR		15.00
(019324)	01-0808-0-0000-3110-3501-824-0808	Measure U,STATE UNEMPLC	CR		1.00
(019325)	01-0808-0-0000-3110-3601-824-0808	Measure U,WORKERS' COMF	CR		20.00
(019327)	01-0808-0-0000-3110-3101-827-0808	Measure U,STRS:CERT,GUID	CR		162.00
(019332)	01-0808-0-0000-3110-3331-827-0808	Measure U,MEDICARE:CERT	CR		15.00
(019334)	01-0808-0-0000-3110-3501-827-0808	Measure U,STATE UNEMPLC	CR		1.00
(019335)	01-0808-0-0000-3110-3601-827-0808	Measure U,WORKERS' COMF	CR		20.00
(015399)	01-0808-0-0000-3110-3101-831-0808	Measure U,STRS:CERT,GUID	CR		270.00
(015404)	01-0808-0-0000-3110-3331-831-0808	Measure U,MEDICARE:CERT	CR		25.00
(015406)	01-0808-0-0000-3110-3501-831-0808	Measure U,STATE UNEMPLC	CR		1.00
(015407)	01-0808-0-0000-3110-3601-831-0808	Measure U,WORKERS' COMF	CR		33.00
(015409)	01-0808-0-0000-3110-3101-832-0808	Measure U,STRS:CERT,GUID	CR		162.00
(015414)	01-0808-0-0000-3110-3331-832-0808	Measure U,MEDICARE:CERT	CR		15.00
(015416)	01-0808-0-0000-3110-3501-832-0808	Measure U,STATE UNEMPLC	CR		1.00
(015417)	01-0808-0-0000-3110-3601-832-0808	Measure U,WORKERS' COMF	CR		20.00
(020917)	01-0808-0-1110-1000-3101-831-0808	Measure U,STRS:CERT,INST	CR		17.00
(020922)	01-0808-0-1110-1000-3331-831-0808	Measure U,MEDICARE:CERT	CR		2.00
(020924)	01-0808-0-1110-1000-3501-831-0808	Measure U,STATE UNEMPLC	CR		1.00
(020925)	01-0808-0-1110-1000-3601-831-0808	Measure U,WORKERS' COMF	CR		2.00
(023387)	01-0808-0-1110-1000-3101-031-0807	Measure U,STRS:CERT,INST	CR		33.00
(023392)	01-0808-0-1110-1000-3331-031-0807	Measure U,MEDICARE:CERT	CR		3.00
(023394)	01-0808-0-1110-1000-3501-031-0807	Measure U,STATE UNEMPLC	CR		1.00
(023395)	01-0808-0-1110-1000-3601-031-0807	Measure U,WORKERS' COMF	CR		4.00
(022063)	01-0808-0-1270-4100-4300-031-0807	Measure U,MATERIALS & SU	DR	41.00	
(015165)	01-0808-0-1110-2420-3101-821-0808	Measure U,STRS:CERT,INST	CR		162.00
(015013)	01-0808-0-1110-2420-3331-821-0808	Measure U,MEDICARE:CERT	CR		15.00
(015025)	01-0808-0-1110-2420-3501-821-0808	Measure U,STATE UNEMPLC	CR		1.00

Fund **01**, Resource **0808** (continued)

(continued) JE # **BR21-01260** JE Trans Date 05/13/2021 JE Posted 05/19/2021 Comment BL-1 X BONUS OFF SS STAT BEN.

	Account	Description	Comment	From	To
(015031)	01-0808-0-1110-2420-3601-821-0808	Measure U,WORKERS' COMF	CR		20.00
(015171)	01-0808-0-1110-2420-3101-823-0808	Measure U,STRS:CERT,INST	CR		162.00
(015014)	01-0808-0-1110-2420-3331-823-0808	Measure U,MEDICARE:CERT	CR		15.00
(015026)	01-0808-0-1110-2420-3501-823-0808	Measure U,STATE UNEMPLC	CR		1.00
(015032)	01-0808-0-1110-2420-3601-823-0808	Measure U,WORKERS' COMF	CR		20.00
(015177)	01-0808-0-1110-2420-3101-824-0808	Measure U,STRS:CERT,INST	CR		162.00
(015015)	01-0808-0-1110-2420-3331-824-0808	Measure U,MEDICARE:CERT	CR		15.00
(015027)	01-0808-0-1110-2420-3501-824-0808	Measure U,STATE UNEMPLC	CR		1.00
(015033)	01-0808-0-1110-2420-3601-824-0808	Measure U,WORKERS' COMF	CR		20.00
(015183)	01-0808-0-1110-2420-3101-827-0808	Measure U,STRS:CERT,INST	CR		162.00
(015016)	01-0808-0-1110-2420-3331-827-0808	Measure U,MEDICARE:CERT	CR		15.00
(015028)	01-0808-0-1110-2420-3501-827-0808	Measure U,STATE UNEMPLC	CR		1.00
(015034)	01-0808-0-1110-2420-3601-827-0808	Measure U,WORKERS' COMF	CR		20.00
(015189)	01-0808-0-1110-2420-3101-831-0808	Measure U,STRS:CERT,INST	CR		162.00
(015017)	01-0808-0-1110-2420-3331-831-0808	Measure U,MEDICARE:CERT	CR		15.00
(015029)	01-0808-0-1110-2420-3501-831-0808	Measure U,STATE UNEMPLC	CR		1.00
(015035)	01-0808-0-1110-2420-3601-831-0808	Measure U,WORKERS' COMF	CR		20.00
(015195)	01-0808-0-1110-2420-3101-832-0808	Measure U,STRS:CERT,INST	CR		162.00
(015018)	01-0808-0-1110-2420-3331-832-0808	Measure U,MEDICARE:CERT	CR		15.00
(015030)	01-0808-0-1110-2420-3501-832-0808	Measure U,STATE UNEMPLC	CR		1.00
(015036)	01-0808-0-1110-2420-3601-832-0808	Measure U,WORKERS' COMF	CR		20.00
(021179)	01-0808-0-1120-1000-3101-831-0808	Measure U,STRS:CERT,INST	CR		33.00
(021184)	01-0808-0-1120-1000-3331-831-0808	Measure U,MEDICARE:CERT	CR		3.00
(021186)	01-0808-0-1120-1000-3501-831-0808	Measure U,STATE UNEMPLC	CR		1.00
(021187)	01-0808-0-1120-1000-3601-831-0808	Measure U,WORKERS' COMF	CR		4.00
(019140)	01-0808-0-1250-1000-3101-823-0808	Measure U,STRS:CERT,INST	CR		81.00
(019145)	01-0808-0-1250-1000-3331-823-0808	Measure U,MEDICARE:CERT	CR		8.00
(019147)	01-0808-0-1250-1000-3501-823-0808	Measure U,STATE UNEMPLC	CR		1.00
(019148)	01-0808-0-1250-1000-3601-823-0808	Measure U,WORKERS' COMF	CR		10.00
(015094)	01-0808-0-1250-1000-3101-831-0808	Measure U,STRS:CERT,INST	CR		65.00
(015099)	01-0808-0-1250-1000-3331-831-0808	Measure U,MEDICARE:CERT	CR		6.00
(015101)	01-0808-0-1250-1000-3501-831-0808	Measure U,STATE UNEMPLC	CR		1.00
(015102)	01-0808-0-1250-1000-3601-831-0808	Measure U,WORKERS' COMF	CR		8.00
(015501)	01-0808-0-1250-1000-3101-832-0808	Measure U,STRS:CERT,INST	CR		130.00
(015506)	01-0808-0-1250-1000-3331-832-0808	Measure U,MEDICARE:CERT	CR		12.00
(015508)	01-0808-0-1250-1000-3501-832-0808	Measure U,STATE UNEMPLC	CR		1.00

Account	Description	Comment	From	To
Fund **01**, Resource **0808** (continued)				
(continued) JE # **BR21-01260** JE Trans Date 05/13/2021 JE Posted 05/19/2021 Comment BL-1 X BONUS OFF SS STAT BEN.				
(015509) 01- 0808- 0- 1250- 1000- 3601- 832- 0808	Measure U,WORKERS' COMF	CR		16.00
(017574) 01- 0808- 0- 1110- 1000- 4399- 058- 0808	Measure U,HOLDING ACCOU	DR	2,909.00	
			2,950.00	**2,950.00**
	Fund 01, Resource 0808 Net Increase in Estimated Fund Balanc	**0.00**		
Fund **01**, Resource **0809**				
JE # **BR21-01172** JE Trans Date 04/27/2021 JE Posted 04/27/2021 Comment BD-PS-HUDL				
(022075) 01- 0809- 0- 1400- 4200- 4300- 033- 0807	Measure T,MATERIALS & SU	DR	838.00	
(022077) 01- 0809- 0- 1400- 4200- 5800- 033- 0807	Measure T,PROF/CONSULT S	CR		838.00
			838.00	**838.00**
JE # **BR21-01188** JE Trans Date 05/05/2021 JE Posted 05/05/2021 Comment BD-SCOTT HAMILL CSA				
(022087) 01- 0809- 0- 1400- 4200- 4300- 035- 0807	Measure T,MATERIALS & SU	DR	12,000.00	
(022088) 01- 0809- 0- 1400- 4200- 5800- 035- 0807	Measure T,PROF/CONSULT S	CR		12,000.00
			12,000.00	**12,000.00**
JE # **BR21-01246** JE Trans Date 05/18/2021 JE Posted 05/18/2021 Comment 2020-21 TA CERT 1X				
(015238) 01- 0809- 0- 0000- 3110- 1200- 833- 0809	Measure T,CERT:PUPIL SUPI BD-1X BONUS OFF SS	CR		2,800.00
(015248) 01- 0809- 0- 0000- 3110- 1200- 834- 0809	Measure T,CERT:PUPIL SUPI BD-1X BONUS OFF SS	CR		2,800.00
(015258) 01- 0809- 0- 0000- 3110- 1200- 835- 0809	Measure T,CERT:PUPIL SUPI BD-1X BONUS OFF SS	CR		3,600.00
(015239) 01- 0809- 0- 0000- 3110- 3101- 833- 0809	Measure T,STRS:CERT,GUID BD-1X BONUS OFF SS	CR		452.00
(015249) 01- 0809- 0- 0000- 3110- 3101- 834- 0809	Measure T,STRS:CERT,GUID BD-1X BONUS OFF SS	CR		452.00
(015259) 01- 0809- 0- 0000- 3110- 3101- 835- 0809	Measure T,STRS:CERT,GUID BD-1X BONUS OFF SS	CR		581.00
(015244) 01- 0809- 0- 0000- 3110- 3331- 833- 0809	Measure T,MEDICARE:CERT BD-1X BONUS OFF SS	CR		41.00
(015254) 01- 0809- 0- 0000- 3110- 3331- 834- 0809	Measure T,MEDICARE:CERT BD-1X BONUS OFF SS	CR		41.00
(015264) 01- 0809- 0- 0000- 3110- 3331- 835- 0809	Measure T,MEDICARE:CERT BD-1X BONUS OFF SS	CR		52.00
(015246) 01- 0809- 0- 0000- 3110- 3501- 833- 0809	Measure T,STATE UNEMPLO BD-1X BONUS OFF SS	CR		35.00
(015256) 01- 0809- 0- 0000- 3110- 3501- 834- 0809	Measure T,STATE UNEMPLO BD-1X BONUS OFF SS	CR		34.00
(015266) 01- 0809- 0- 0000- 3110- 3501- 835- 0809	Measure T,STATE UNEMPLO BD-1X BONUS OFF SS	CR		44.00
(015247) 01- 0809- 0- 0000- 3110- 3601- 833- 0809	Measure T,WORKERS' COMF BD-1X BONUS OFF SS	CR		56.00
(015257) 01- 0809- 0- 0000- 3110- 3601- 834- 0809	Measure T,WORKERS' COMF BD-1X BONUS OFF SS	CR		56.00
(015267) 01- 0809- 0- 0000- 3110- 3601- 835- 0809	Measure T,WORKERS' COMF BD-1X BONUS OFF SS	CR		72.00
(015311) 01- 0809- 0- 1110- 2420- 1200- 833- 0809	Measure T,CERT:PUPIL SUPI BD-1X BONUS OFF SS	CR		1,000.00
(015321) 01- 0809- 0- 1110- 2420- 1200- 834- 0809	Measure T,CERT:PUPIL SUPI BD-1X BONUS OFF SS	CR		1,000.00

Account	Description	Comment	From	To
Fund **01**, Resource **0809** (continued)				
(continued) JE # **BR21-01246** JE Trans Date 05/18/2021 JE Posted 05/18/2021 Comment 2020-21 TA CERT 1X				
(015301) 01- 0809- 0- 1110- 2420- 1200- 835- 0809	Measure T,CERT:PUPIL SUPI	BD-1X BONUS OFF SS	CR	1,000.00
(015312) 01- 0809- 0- 1110- 2420- 3101- 833- 0809	Measure T,STRS:CERT,INSTI	BD-1X BONUS OFF SS	CR	162.00
(015322) 01- 0809- 0- 1110- 2420- 3101- 834- 0809	Measure T,STRS:CERT,INSTI	BD-1X BONUS OFF SS	CR	162.00
(015302) 01- 0809- 0- 1110- 2420- 3101- 835- 0809	Measure T,STRS:CERT,INSTI	BD-1X BONUS OFF SS	CR	162.00
(015317) 01- 0809- 0- 1110- 2420- 3331- 833- 0809	Measure T,MEDICARE:CERT	BD-1X BONUS OFF SS	CR	15.00
(015327) 01- 0809- 0- 1110- 2420- 3331- 834- 0809	Measure T,MEDICARE:CERT	BD-1X BONUS OFF SS	CR	15.00
(015307) 01- 0809- 0- 1110- 2420- 3331- 835- 0809	Measure T,MEDICARE:CERT	BD-1X BONUS OFF SS	CR	15.00
(015319) 01- 0809- 0- 1110- 2420- 3501- 833- 0809	Measure T,STATE UNEMPLO	BD-1X BONUS OFF SS	CR	12.00
(015329) 01- 0809- 0- 1110- 2420- 3501- 834- 0809	Measure T,STATE UNEMPLO	BD-1X BONUS OFF SS	CR	12.00
(015309) 01- 0809- 0- 1110- 2420- 3501- 835- 0809	Measure T,STATE UNEMPLO	BD-1X BONUS OFF SS	CR	12.00
(015320) 01- 0809- 0- 1110- 2420- 3601- 833- 0809	Measure T,WORKERS' COMF	BD-1X BONUS OFF SS	CR	20.00
(015330) 01- 0809- 0- 1110- 2420- 3601- 834- 0809	Measure T,WORKERS' COMF	BD-1X BONUS OFF SS	CR	20.00
(015310) 01- 0809- 0- 1110- 2420- 3601- 835- 0809	Measure T,WORKERS' COMF	BD-1X BONUS OFF SS	CR	20.00
(015576) 01- 0809- 0- 1400- 4200- 1100- 833- 0809	Measure T,CERT:TEACHERS	BD-1X BONUS OFF SS	CR	1,000.00
(015586) 01- 0809- 0- 1400- 4200- 1100- 834- 0809	Measure T,CERT:TEACHERS	BD-1X BONUS OFF SS	CR	1,000.00
(015596) 01- 0809- 0- 1400- 4200- 1100- 835- 0809	Measure T,CERT:TEACHERS	BD-1X BONUS OFF SS	CR	1,000.00
(015577) 01- 0809- 0- 1400- 4200- 3101- 833- 0809	Measure T,STRS:CERT,SCH(	BD-1X BONUS OFF SS	CR	162.00
(015587) 01- 0809- 0- 1400- 4200- 3101- 834- 0809	Measure T,STRS:CERT,SCH(	BD-1X BONUS OFF SS	CR	162.00
(015597) 01- 0809- 0- 1400- 4200- 3101- 835- 0809	Measure T,STRS:CERT,SCH(	BD-1X BONUS OFF SS	CR	162.00
(015582) 01- 0809- 0- 1400- 4200- 3331- 833- 0809	Measure T,MEDICARE:CERT	BD-1X BONUS OFF SS	CR	15.00
(015592) 01- 0809- 0- 1400- 4200- 3331- 834- 0809	Measure T,MEDICARE:CERT	BD-1X BONUS OFF SS	CR	15.00
(015602) 01- 0809- 0- 1400- 4200- 3331- 835- 0809	Measure T,MEDICARE:CERT	BD-1X BONUS OFF SS	CR	15.00
(015584) 01- 0809- 0- 1400- 4200- 3501- 833- 0809	Measure T,STATE UNEMPLO	BD-1X BONUS OFF SS	CR	11.00
(015594) 01- 0809- 0- 1400- 4200- 3501- 834- 0809	Measure T,STATE UNEMPLO	BD-1X BONUS OFF SS	CR	12.00
(015604) 01- 0809- 0- 1400- 4200- 3501- 835- 0809	Measure T,STATE UNEMPLO	BD-1X BONUS OFF SS	CR	12.00
(015585) 01- 0809- 0- 1400- 4200- 3601- 833- 0809	Measure T,WORKERS' COMF	BD-1X BONUS OFF SS	CR	20.00
(015595) 01- 0809- 0- 1400- 4200- 3601- 834- 0809	Measure T,WORKERS' COMF	BD-1X BONUS OFF SS	CR	20.00
(015605) 01- 0809- 0- 1400- 4200- 3601- 835- 0809	Measure T,WORKERS' COMF	BD-1X BONUS OFF SS	CR	20.00
(015331) 01- 0809- 0- 3100- 2420- 1200- 838- 0809	Measure T,CERT:PUPIL SUPI	BD-1X BONUS OFF SS	CR	500.00
(015332) 01- 0809- 0- 3100- 2420- 3101- 838- 0809	Measure T,STRS:CERT,INSTI	BD-1X BONUS OFF SS	CR	81.00
(015287) 01- 0809- 0- 3100- 2420- 3331- 838- 0809	Measure T,MEDICARE:CERT	BD-1X BONUS OFF SS	CR	7.00
(015289) 01- 0809- 0- 3100- 2420- 3501- 838- 0809	Measure T,STATE UNEMPLO	BD-1X BONUS OFF SS	CR	6.00
(015290) 01- 0809- 0- 3100- 2420- 3601- 838- 0809	Measure T,WORKERS' COMF	BD-1X BONUS OFF SS	CR	10.00
(015291) 01- 0809- 0- 3100- 3110- 1200- 838- 0809	Measure T,CERT:PUPIL SUPI	BD-1X BONUS OFF SS	CR	700.00
(015292) 01- 0809- 0- 3100- 3110- 3101- 838- 0809	Measure T,STRS:CERT,GUID	BD-1X BONUS OFF SS	CR	113.00
(015297) 01- 0809- 0- 3100- 3110- 3331- 838- 0809	Measure T,MEDICARE:CERT	BD-1X BONUS OFF SS	CR	10.00

Fund **01**, Resource **0809** (continued)

(continued) JE # **BR21-01246** JE Trans Date 05/18/2021 JE Posted 05/18/2021 Comment 2020-21 TA CERT 1X

	Account	Description	Comment		From	To
(015299)	01-0809-0-3100-3110-3501-838-0809	Measure T,STATE UNEMPLO	BD-1X BONUS OFF SS	CR		9.00
(015300)	01-0809-0-3100-3110-3601-838-0809	Measure T,WORKERS' COMF	BD-1X BONUS OFF SS	CR		14.00
(015673)	01-0809-0-6000-1000-1100-833-0809	Measure T,CERT:TEACHERS	BD-1X BONUS OFF SS	CR		3,774.00
(015683)	01-0809-0-6000-1000-1100-834-0809	Measure T,CERT:TEACHERS	BD-1X BONUS OFF SS	CR		1,952.00
(015693)	01-0809-0-6000-1000-1100-835-0809	Measure T,CERT:TEACHERS	BD-1X BONUS OFF SS	CR		4,067.00
(015703)	01-0809-0-6000-1000-1100-836-0809	Measure T,CERT:TEACHERS	BD-1X BONUS OFF SS	CR		600.00
(015674)	01-0809-0-6000-1000-3101-833-0809	Measure T,STRS:CERT,INSTI	BD-1X BONUS OFF SS	CR		610.00
(015684)	01-0809-0-6000-1000-3101-834-0809	Measure T,STRS:CERT,INSTI	BD-1X BONUS OFF SS	CR		315.00
(015694)	01-0809-0-6000-1000-3101-835-0809	Measure T,STRS:CERT,INSTI	BD-1X BONUS OFF SS	CR		657.00
(015704)	01-0809-0-6000-1000-3101-836-0809	Measure T,STRS:CERT,INSTI	BD-1X BONUS OFF SS	CR		97.00
(015679)	01-0809-0-6000-1000-3331-833-0809	Measure T,MEDICARE:CERT	BD-1X BONUS OFF SS	CR		55.00
(015689)	01-0809-0-6000-1000-3331-834-0809	Measure T,MEDICARE:CERT	BD-1X BONUS OFF SS	CR		28.00
(015699)	01-0809-0-6000-1000-3331-835-0809	Measure T,MEDICARE:CERT	BD-1X BONUS OFF SS	CR		59.00
(015709)	01-0809-0-6000-1000-3331-836-0809	Measure T,MEDICARE:CERT	BD-1X BONUS OFF SS	CR		9.00
(015681)	01-0809-0-6000-1000-3501-833-0809	Measure T,STATE UNEMPLO	BD-1X BONUS OFF SS	CR		44.00
(015691)	01-0809-0-6000-1000-3501-834-0809	Measure T,STATE UNEMPLO	BD-1X BONUS OFF SS	CR		24.00
(015701)	01-0809-0-6000-1000-3501-835-0809	Measure T,STATE UNEMPLO	BD-1X BONUS OFF SS	CR		49.00
(015711)	01-0809-0-6000-1000-3501-836-0809	Measure T,STATE UNEMPLO	BD-1X BONUS OFF SS	CR		7.00
(015682)	01-0809-0-6000-1000-3601-833-0809	Measure T,WORKERS' COMF	BD-1X BONUS OFF SS	CR		76.00
(015692)	01-0809-0-6000-1000-3601-834-0809	Measure T,WORKERS' COMF	BD-1X BONUS OFF SS	CR		39.00
(015702)	01-0809-0-6000-1000-3601-835-0809	Measure T,WORKERS' COMF	BD-1X BONUS OFF SS	CR		81.00
(015712)	01-0809-0-6000-1000-3601-836-0809	Measure T,WORKERS' COMF	BD-1X BONUS OFF SS	CR		12.00
(015741)	01-0809-0-6000-3110-1200-830-0809	Measure T,CERT:PUPIL SUPI	BD-1X BONUS OFF SS	CR		1,000.00
(015742)	01-0809-0-6000-3110-3101-830-0809	Measure T,STRS:CERT,GUID	BD-1X BONUS OFF SS	CR		162.00
(015747)	01-0809-0-6000-3110-3331-830-0809	Measure T,MEDICARE:CERT	BD-1X BONUS OFF SS	CR		15.00
(015749)	01-0809-0-6000-3110-3501-830-0809	Measure T,STATE UNEMPLO	BD-1X BONUS OFF SS	CR		12.00
(015750)	01-0809-0-6000-3110-3601-830-0809	Measure T,WORKERS' COMF	BD-1X BONUS OFF SS	CR		20.00
(016973)	01-0809-0-0000-7300-4399-058-0809	Measure T,HOLDING ACCOU	BD-1X BONUS OFF SS	DR	33,583.00	
					33,583.00	**33,583.00**

JE # **BR21-01282** JE Trans Date 05/21/2021 JE Posted 05/21/2021 Comment BD- CTE CREDENTIALS

(016929)	01-0809-0-6000-1000-5800-830-0809	Measure T,PROF/CONSULT S		CR		125.00
(015718)	01-0809-0-6000-1000-4300-830-0809	Measure T,MATERIALS & SU		DR	125.00	
					125.00	**125.00**

Selection Grouped by Org, Fiscal Year, JE# - Sorted by JE Item #, (Org = 14, JE Type = R, Starting Transaction Date = 4/27/2021, Ending Transaction Date = 5/31/2021, Unposted JEs? = N, End Bud Bal? = N, JE# Page Break? = N, Description? = A, Recap? = N)

Account	Description	Comment		From	To
	Fund 01, Resource 0809 Net Increase in Estimated Fund Balanc		0.00		

Fund **01**, Resource **1400**

JE # **BR21-01222** JE Trans Date 05/13/2021 JE Posted 05/13/2021 Comment BL-1 X BONUS OFF SS

(004047)	01- 1400- 0- 1110- 1000- 1100- 824- 0000	EDUC PROTECT AC,CERT:T	CR		5,000.00
			Net increase to Appropriations	**.00**	**5,000.00**

JE # **BR21-01246** JE Trans Date 05/18/2021 JE Posted 05/18/2021 Comment 2020-21 TA CERT 1X

(004048)	01- 1400- 0- 1110- 1000- 1100- 835- 0000	EDUC PROTECT AC,CERT:T BD-1X BONUS OFF SS	CR		8,400.00
(004054)	01- 1400- 0- 1110- 1000- 3101- 835- 0000	EDUC PROTECT AC,STRS:C BD-1X BONUS OFF SS	CR		1,357.00
(004058)	01- 1400- 0- 1110- 1000- 3331- 835- 0000	EDUC PROTECT AC,MEDICA BD-1X BONUS OFF SS	CR		122.00
(004062)	01- 1400- 0- 1110- 1000- 3501- 835- 0000	EDUC PROTECT AC,STATE BD-1X BONUS OFF SS	CR		103.00
(004064)	01- 1400- 0- 1110- 1000- 3601- 835- 0000	EDUC PROTECT AC,WORKE BD-1X BONUS OFF SS	CR		168.00
(017111)	01- 1400- 0- 1110- 1000- 4399- 835- 0000	EDUC PROTECT AC,HOLDIN	DR	10,150.00	
				10,150.00	**10,150.00**

JE # **BR21-01258** JE Trans Date 05/19/2021 JE Posted 05/19/2021 Comment JL-Adjust EPA based on new calculator

(004037)	01- 1400- 0- 0000- 0000- 8012- 020- 0000	EDUC PROTECT AC,EDU PR	DR		286.00
(004047)	01- 1400- 0- 1110- 1000- 1100- 824- 0000	EDUC PROTECT AC,CERT:T	CR		286.00
(004038)	01- 1400- 0- 0000- 0000- 8012- 030- 0000	EDUC PROTECT AC,EDU PR	DR		13,488.00
(017111)	01- 1400- 0- 1110- 1000- 4399- 835- 0000	EDUC PROTECT AC,HOLDIN	CR		13,488.00
			Net increase to Appropriations	**.00**	**27,548.00**

JE # **BR21-01259** JE Trans Date 05/19/2021 JE Posted 05/19/2021 Comment JL-Correct EPA Elem

(004047)	01- 1400- 0- 1110- 1000- 1100- 824- 0000	EDUC PROTECT AC,CERT:T	DR	5,000.00	
			Net decrease to Appropriations	**5,000.00**	**.00**

JE # **BR21-01260** JE Trans Date 05/13/2021 JE Posted 05/19/2021 Comment BL-1 X BONUS OFF SS STAT BEN.

(004053)	01- 1400- 0- 1110- 1000- 3101- 824- 0000	EDUC PROTECT AC,STRS:C	CR		808.00
(004057)	01- 1400- 0- 1110- 1000- 3331- 824- 0000	EDUC PROTECT AC,MEDICA	CR		73.00
(004061)	01- 1400- 0- 1110- 1000- 3501- 824- 0000	EDUC PROTECT AC,STATE	CR		3.00
(004063)	01- 1400- 0- 1110- 1000- 3601- 824- 0000	EDUC PROTECT AC,WORKE	CR		98.00
			Net increase to Appropriations	**.00**	**982.00**

JE # **BR21-01261** JE Trans Date 05/19/2021 JE Posted 05/19/2021 Comment JL-Correct EPA Sec

Account	Description	Comment	From	To
Fund **01**, Resource **1400** (continued)				
(continued) JE # **BR21-01261** JE Trans Date 05/19/2021 JE Posted 05/19/2021 Comment JL-Correct EPA Sec				
(004038) 01- 1400- 0- 0000- 0000- 8012- 030- 0000	EDUC PROTECT AC,EDU PR	CR	12,450.00	
(004048) 01- 1400- 0- 1110- 1000- 1100- 835- 0000	EDUC PROTECT AC,CERT:T	DR	9,112.00	
(017111) 01- 1400- 0- 1110- 1000- 4399- 835- 0000	EDUC PROTECT AC,HOLDIN	DR	3,338.00	
		Net decrease to Appropriations	**24,900.00**	**.00**
JE # **BR21-01262** JE Trans Date 05/19/2021 JE Posted 05/19/2021 Comment JL-Correct EPA, State Aid and In-lieu to Charters				
(004038) 01- 1400- 0- 0000- 0000- 8012- 030- 0000	EDUC PROTECT AC,EDU PR	CR	30.00	
(004048) 01- 1400- 0- 1110- 1000- 1100- 835- 0000	EDUC PROTECT AC,CERT:T	DR	30.00	
		Net decrease to Appropriations	**60.00**	**.00**
	Fund 01, Resource 1400 Net <Decrease> in Estimated Fund Bala	**982.00-**		
Fund **01**, Resource **3010**				
JE # **BR21-01210** JE Trans Date 05/11/2021 JE Posted 05/11/2021 Comment BD-EWRS KOCH, MANGIELLO & AUBLE				
(004286) 01- 3010- 0- 1110- 1000- 2130- 421- 0000	BAS GNT LOW-INC,CLASS IN	CR		415.00
(004326) 01- 3010- 0- 1110- 1000- 3312- 421- 0000	BAS GNT LOW-INC,FICA:CLA	CR		26.00
(004351) 01- 3010- 0- 1110- 1000- 3332- 421- 0000	BAS GNT LOW-INC,MEDICAR	CR		6.00
(004382) 01- 3010- 0- 1110- 1000- 3502- 421- 0000	BAS GNT LOW-INC,STATE U	CR		1.00
(004407) 01- 3010- 0- 1110- 1000- 3602- 421- 0000	BAS GNT LOW-INC,WORKER	CR		9.00
(004430) 01- 3010- 0- 1110- 1000- 4300- 421- 0000	BAS GNT LOW-INC,MATERIA	DR	457.00	
(025538) 01- 3010- 0- 1110- 1000- 1130- 421- 0044	BAS GNT LOW-INC,CERT SA	CR		504.00
(025539) 01- 3010- 0- 1110- 1000- 3101- 421- 0044	BAS GNT LOW-INC,STRS:CE	CR		82.00
(025544) 01- 3010- 0- 1110- 1000- 3331- 421- 0044	BAS GNT LOW-INC,MEDICAR	CR		8.00
(025546) 01- 3010- 0- 1110- 1000- 3501- 421- 0044	BAS GNT LOW-INC,STATE U	CR		1.00
(025547) 01- 3010- 0- 1110- 1000- 3601- 421- 0044	BAS GNT LOW-INC,WORKER	CR		10.00
(004431) 01- 3010- 0- 1110- 1000- 4300- 421- 0044	BAS GNT LOW-INC,MATERIA	DR	605.00	
			1,062.00	**1,062.00**
JE # **BR21-01212** JE Trans Date 05/12/2021 JE Posted 05/12/2021 Comment BD-COVER NEGATIVES				
(022263) 01- 3010- 0- 0000- 2495- 3202- 430- 0043	BAS GNT LOW-INC,PERS:CL	CR		9.00
(022264) 01- 3010- 0- 0000- 2495- 3312- 430- 0043	BAS GNT LOW-INC,FICA:CLA	CR		1.00
(022259) 01- 3010- 0- 0000- 2495- 2230- 430- 0043	BAS GNT LOW-INC,CLASS P	CR		53.00
(004437) 01- 3010- 0- 1110- 1000- 4300- 430- 0043	BAS GNT LOW-INC,MATERIA	DR	63.00	
(004251) 01- 3010- 0- 1110- 1000- 1130- 430- 0000	BAS GNT LOW-INC,CERT SA	CR		4,266.00
(004298) 01- 3010- 0- 1110- 1000- 3101- 430- 0000	BAS GNT LOW-INC,STRS:CE	CR		655.00

Fund **01**, Resource **3010** (continued)

Account	Description	Comment	From	To
(continued) JE # **BR21-01212** JE Trans Date 05/12/2021 JE Posted 05/12/2021 Comment BD-COVER NEGATIVES				
(004319) 01- 3010- 0- 1110- 1000- 3311- 430- 0000	BAS GNT LOW-INC,FICA:CEI	CR		14.00
(004342) 01- 3010- 0- 1110- 1000- 3331- 430- 0000	BAS GNT LOW-INC,MEDICAI	CR		62.00
(004373) 01- 3010- 0- 1110- 1000- 3501- 430- 0000	BAS GNT LOW-INC,STATE U	CR		3.00
(004398) 01- 3010- 0- 1110- 1000- 3601- 430- 0000	BAS GNT LOW-INC,WORKEI	CR		84.00
(004449) 01- 3010- 0- 1110- 1000- 4399- 430- 0000	BAS GNT LOW-INC,HOLDINC	DR	5,084.00	
			5,147.00	**5,147.00**
JE # **BR21-01213** JE Trans Date 05/12/2021 JE Posted 05/12/2021 Comment BD-AVID STIPENDS				
(016388) 01- 3010- 0- 1370- 1000- 1160- 430- 0000	BAS GNT LOW-INC,CERT SA	CR		2,204.00
(016379) 01- 3010- 0- 1370- 1000- 3101- 430- 0000	BAS GNT LOW-INC,STRS:CE	CR		356.00
(016384) 01- 3010- 0- 1370- 1000- 3331- 430- 0000	BAS GNT LOW-INC,MEDICAI	CR		32.00
(016386) 01- 3010- 0- 1370- 1000- 3501- 430- 0000	BAS GNT LOW-INC,STATE U	CR		2.00
(016387) 01- 3010- 0- 1370- 1000- 3601- 430- 0000	BAS GNT LOW-INC,WORKEI	CR		45.00
(004567) 01- 3010- 0- 1370- 1000- 5800- 430- 0000	BAS GNT LOW-INC,PROF/CC	DR	2,639.00	
			2,639.00	**2,639.00**
JE # **BR21-01246** JE Trans Date 05/18/2021 JE Posted 05/18/2021 Comment 2020-21 TA CERT 1X				
(004174) 01- 3010- 0- 0000- 3110- 1200- 433- 0430	BAS GNT LOW-INC,CERT:PU BD-1X BONUS OFF SS	CR		200.00
(004181) 01- 3010- 0- 0000- 3110- 3101- 433- 0430	BAS GNT LOW-INC,STRS:CE BD-1X BONUS OFF SS	CR		32.00
(004189) 01- 3010- 0- 0000- 3110- 3331- 433- 0430	BAS GNT LOW-INC,MEDICAI BD-1X BONUS OFF SS	CR		3.00
(004198) 01- 3010- 0- 0000- 3110- 3501- 433- 0430	BAS GNT LOW-INC,STATE U BD-1X BONUS OFF SS	CR		3.00
(004204) 01- 3010- 0- 0000- 3110- 3601- 433- 0430	BAS GNT LOW-INC,WORKEI BD-1X BONUS OFF SS	CR		4.00
(004243) 01- 3010- 0- 1110- 1000- 1100- 431- 0000	BAS GNT LOW-INC,CERT:TE BD-1X BONUS OFF SS	CR		733.00
(004246) 01- 3010- 0- 1110- 1000- 1100- 433- 0000	BAS GNT LOW-INC,CERT:TE BD-1X BONUS OFF SS	CR		600.00
(004247) 01- 3010- 0- 1110- 1000- 1100- 433- 0430	BAS GNT LOW-INC,CERT:TE BD-1X BONUS OFF SS	CR		600.00
(004299) 01- 3010- 0- 1110- 1000- 3101- 431- 0000	BAS GNT LOW-INC,STRS:CE BD-1X BONUS OFF SS	CR		118.00
(004304) 01- 3010- 0- 1110- 1000- 3101- 433- 0000	BAS GNT LOW-INC,STRS:CE BD-1X BONUS OFF SS	CR		97.00
(004306) 01- 3010- 0- 1110- 1000- 3101- 433- 0430	BAS GNT LOW-INC,STRS:CE BD-1X BONUS OFF SS	CR		97.00
(004343) 01- 3010- 0- 1110- 1000- 3331- 431- 0000	BAS GNT LOW-INC,MEDICAI BD-1X BONUS OFF SS	CR		11.00
(004348) 01- 3010- 0- 1110- 1000- 3331- 433- 0000	BAS GNT LOW-INC,MEDICAI BD-1X BONUS OFF SS	CR		9.00
(004350) 01- 3010- 0- 1110- 1000- 3331- 433- 0430	BAS GNT LOW-INC,MEDICAI BD-1X BONUS OFF SS	CR		9.00
(004374) 01- 3010- 0- 1110- 1000- 3501- 431- 0000	BAS GNT LOW-INC,STATE U BD-1X BONUS OFF SS	CR		9.00
(004379) 01- 3010- 0- 1110- 1000- 3501- 433- 0000	BAS GNT LOW-INC,STATE U BD-1X BONUS OFF SS	CR		7.00
(004381) 01- 3010- 0- 1110- 1000- 3501- 433- 0430	BAS GNT LOW-INC,STATE U BD-1X BONUS OFF SS	CR		7.00
(004399) 01- 3010- 0- 1110- 1000- 3601- 431- 0000	BAS GNT LOW-INC,WORKEI BD-1X BONUS OFF SS	CR		15.00

Fund **01**, Resource **3010** (continued)

Account	Description	Comment	From	To
(continued) JE # **BR21-01246** JE Trans Date 05/18/2021 JE Posted 05/18/2021 Comment 2020-21 TA CERT 1X				
(004404) 01- 3010- 0- 1110- 1000- 3601- 433- 0000	BAS GNT LOW-INC,WORKEF BD-1X BONUS OFF SS	CR		12.00
(004406) 01- 3010- 0- 1110- 1000- 3601- 433- 0430	BAS GNT LOW-INC,WORKEF BD-1X BONUS OFF SS	CR		12.00
(004592) 01- 3010- 0- 3200- 1000- 1100- 436- 0000	BAS GNT LOW-INC,CERT:TE BD-1X BONUS OFF SS	CR		350.00
(004598) 01- 3010- 0- 3200- 1000- 3101- 436- 0000	BAS GNT LOW-INC,STRS:CE BD-1X BONUS OFF SS	CR		57.00
(004602) 01- 3010- 0- 3200- 1000- 3331- 436- 0000	BAS GNT LOW-INC,MEDICAI BD-1X BONUS OFF SS	CR		5.00
(004606) 01- 3010- 0- 3200- 1000- 3501- 436- 0000	BAS GNT LOW-INC,STATE U BD-1X BONUS OFF SS	CR		4.00
(004609) 01- 3010- 0- 3200- 1000- 3601- 436- 0000	BAS GNT LOW-INC,WORKEF BD-1X BONUS OFF SS	CR		7.00
(004449) 01- 3010- 0- 1110- 1000- 4399- 430- 0000	BAS GNT LOW-INC,HOLDIN(BD-1X BONUS OFF SS	DR	967.00	
(004438) 01- 3010- 0- 1110- 1000- 4300- 431- 0000	BAS GNT LOW-INC,MATERIA BD-1X BONUS OFF SS	DR	886.00	
(004441) 01- 3010- 0- 1110- 1000- 4300- 433- 0000	BAS GNT LOW-INC,MATERIA BD-1X BONUS OFF SS	DR	725.00	
(004613) 01- 3010- 0- 3200- 1000- 4300- 436- 0000	BAS GNT LOW-INC,MATERIA BD-1X BONUS OFF SS	DR	423.00	
			3,001.00	**3,001.00**
JE # **BR21-01266** JE Trans Date 05/20/2021 JE Posted 05/20/2021 Comment BD-COVER NEGATIVES				
(004262) 01- 3010- 0- 1110- 1000- 1140- 431- 0000	BAS GNT LOW-INC,CERT SA	CR		50.00
(004285) 01- 3010- 0- 1110- 1000- 2100- 431- 0000	BAS GNT LOW-INC,CLASS:IN	CR		1,089.00
(004334) 01- 3010- 0- 1110- 1000- 3312- 431- 0000	BAS GNT LOW-INC,FICA:CLA	CR		68.00
(004359) 01- 3010- 0- 1110- 1000- 3332- 431- 0000	BAS GNT LOW-INC,MEDICAI	CR		16.00
(004390) 01- 3010- 0- 1110- 1000- 3502- 431- 0000	BAS GNT LOW-INC,STATE U	CR		1.00
(004415) 01- 3010- 0- 1110- 1000- 3602- 431- 0000	BAS GNT LOW-INC,WORKEF	CR		22.00
(004438) 01- 3010- 0- 1110- 1000- 4300- 431- 0000	BAS GNT LOW-INC,MATERIA	DR	1,246.00	
(011590) 01- 3010- 0- 1110- 1000- 2100- 432- 0000	BAS GNT LOW-INC,CLASS:IN	CR		250.00
(004323) 01- 3010- 0- 1110- 1000- 3311- 432- 0000	BAS GNT LOW-INC,FICA:CEI	CR		62.00
(004335) 01- 3010- 0- 1110- 1000- 3312- 432- 0000	BAS GNT LOW-INC,FICA:CLA	CR		38.00
(004360) 01- 3010- 0- 1110- 1000- 3332- 432- 0000	BAS GNT LOW-INC,MEDICAI	CR		9.00
(004391) 01- 3010- 0- 1110- 1000- 3502- 432- 0000	BAS GNT LOW-INC,STATE U	CR		1.00
(004416) 01- 3010- 0- 1110- 1000- 3602- 432- 0000	BAS GNT LOW-INC,WORKEF	CR		12.00
(004440) 01- 3010- 0- 1110- 1000- 4300- 432- 0000	BAS GNT LOW-INC,MATERIA	DR	372.00	
			1,618.00	**1,618.00**
JE # **BR21-01296** JE Trans Date 05/24/2021 JE Posted 05/24/2021 Comment BD-PLC EWRS				
(004255) 01- 3010- 0- 1110- 1000- 1130- 433- 0000	BAS GNT LOW-INC,CERT SA	CR		900.00
(004304) 01- 3010- 0- 1110- 1000- 3101- 433- 0000	BAS GNT LOW-INC,STRS:CE	CR		145.00
(004348) 01- 3010- 0- 1110- 1000- 3331- 433- 0000	BAS GNT LOW-INC,MEDICAI	CR		13.00
(004379) 01- 3010- 0- 1110- 1000- 3501- 433- 0000	BAS GNT LOW-INC,STATE U	CR		1.00

Account	Description	Comment		From	To
Fund **01**, Resource **3010** (continued)					
(continued) JE # **BR21-01296** JE Trans Date 05/24/2021 JE Posted 05/24/2021 Comment BD-PLC EWRS					
(004404) 01- 3010- 0- 1110- 1000- 3601- 433- 0000	BAS GNT LOW-INC,WORKEF		CR		18.00
(004441) 01- 3010- 0- 1110- 1000- 4300- 433- 0000	BAS GNT LOW-INC,MATERIA		DR	1,077.00	
				1,077.00	**1,077.00**
	Fund 01, Resource 3010 Net Increase in Estimated Fund Balanc		**0.00**		
Fund **01**, Resource **3182**					
JE # **BR21-01246** JE Trans Date 05/18/2021 JE Posted 05/18/2021 Comment 2020-21 TA CERT 1X					
(022903) 01- 3182- 0- 0000- 2490- 1900- 436- 0000	ESSA (CSI),CERT:OTHER-SA	BD-1X BONUS OFF SS	CR		400.00
(022904) 01- 3182- 0- 0000- 2490- 3101- 436- 0000	ESSA (CSI),STRS:CERT,OTH	BD-1X BONUS OFF SS	CR		65.00
(022909) 01- 3182- 0- 0000- 2490- 3331- 436- 0000	ESSA (CSI),MEDICARE:CER	BD-1X BONUS OFF SS	CR		6.00
(022911) 01- 3182- 0- 0000- 2490- 3501- 436- 0000	ESSA (CSI),STATE UNEMPL	BD-1X BONUS OFF SS	CR		5.00
(022912) 01- 3182- 0- 0000- 2490- 3601- 436- 0000	ESSA (CSI),WORKERS' COM	BD-1X BONUS OFF SS	CR		8.00
(022320) 01- 3182- 0- 3200- 1000- 1100- 436- 0000	ESSA (CSI),CERT:TEACHER	BD-1X BONUS OFF SS	CR		200.00
(022321) 01- 3182- 0- 3200- 1000- 3101- 436- 0000	ESSA (CSI),STRS:CERT,INS	BD-1X BONUS OFF SS	CR		32.00
(022326) 01- 3182- 0- 3200- 1000- 3331- 436- 0000	ESSA (CSI),MEDICARE:CER	BD-1X BONUS OFF SS	CR		3.00
(022328) 01- 3182- 0- 3200- 1000- 3501- 436- 0000	ESSA (CSI),STATE UNEMPL	BD-1X BONUS OFF SS	CR		3.00
(022329) 01- 3182- 0- 3200- 1000- 3601- 436- 0000	ESSA (CSI),WORKERS' COM	BD-1X BONUS OFF SS	CR		4.00
(022374) 01- 3182- 0- 3200- 1000- 4300- 436- 0000	ESSA (CSI),MATERIALS & SU	BD-1X BONUS OFF SS	DR	726.00	
				726.00	**726.00**
JE # **BR21-01288** JE Trans Date 05/21/2021 JE Posted 05/21/2021 Comment BD-CORRECT BUDGET					
(023505) 01- 3182- 0- 3200- 1000- 1130- 436- 0000	ESSA (CSI),CERT SALARY:E		CR		288.00
(024905) 01- 3182- 0- 3200- 1000- 1140- 436- 0000	ESSA (CSI),CERT SALARY:S		CR		1.00
(022754) 01- 3182- 0- 3200- 1000- 2130- 436- 0000	ESSA (CSI),CLASS INSTR AI		DR	612.00	
(022321) 01- 3182- 0- 3200- 1000- 3101- 436- 0000	ESSA (CSI),STRS:CERT,INS		CR		12.00
(022325) 01- 3182- 0- 3200- 1000- 3311- 436- 0000	ESSA (CSI),FICA:CERT,INST		CR		192.00
(022755) 01- 3182- 0- 3200- 1000- 3312- 436- 0000	ESSA (CSI),FICA:CLASS,INS		DR	112.00	
(022756) 01- 3182- 0- 3200- 1000- 3332- 436- 0000	ESSA (CSI),MEDICARE:CLAS		DR	26.00	
(022759) 01- 3182- 0- 3200- 1000- 3602- 436- 0000	ESSA (CSI),WORKERS' COM		DR	36.00	
(022374) 01- 3182- 0- 3200- 1000- 4300- 436- 0000	ESSA (CSI),MATERIALS & SU		CR		293.00
				786.00	**786.00**
	Fund 01, Resource 3182 Net Increase in Estimated Fund Balanc		**0.00**		
Fund **01**, Resource **3210**					

Selection Grouped by Org, Fiscal Year, JE# - Sorted by JE Item #, (Org = 14, JE Type = R, Starting Transaction Date = 4/27/2021, Ending Transaction Date = 5/31/2021, Unposted JEs? = N, End Bud Bal? = N, JE# Page Break? = N, Description? = A, Recap? = N)

Effective 04/27/2021 through 05/28/2021 — **Fiscal Year 2021**

Fund **01**, Resource **3210**

JE # **BR21-01184** JE Trans Date 05/04/2021 JE Posted 05/04/2021 Comment JL-Move Budgets back to Central per KM

	Account	Description	Comment		From	To
(022351)	01- 3210- 0- 1110- 1000- 2130- 521- 0000	ESSER,CLASS INSTR AID,IN		DR	5,600.00	
(023339)	01- 3210- 0- 1110- 1000- 4200- 521- 0000	ESSER,BOOKS & OTHER R,I		DR	8.00	
(021869)	01- 3210- 0- 1110- 1000- 4300- 521- 0000	ESSER,MATERIALS & SUP,IN		CR		514.00
(022950)	01- 3210- 0- 1110- 1000- 5800- 521- 0000	ESSER,PROF/CONSULT SE,		DR	175.00	
(023867)	01- 3210- 0- 1110- 8300- 4300- 521- 0000	ESSER,MATERIALS & SUP,S		DR	3.00	
(021870)	01- 3210- 0- 1110- 1000- 4300- 523- 0000	ESSER,MATERIALS & SUP,IN		DR	8,230.00	
(023396)	01- 3210- 0- 1110- 1000- 4200- 524- 0000	ESSER,BOOKS & OTHER R,I		DR	1.00	
(022105)	01- 3210- 0- 1110- 1000- 5800- 524- 0000	ESSER,PROF/CONSULT SE,		DR	1.00	
(022098)	01- 3210- 0- 1110- 1000- 4400- 524- 0000	ESSER,NON-CAPITALIZED,II		DR	1,634.00	
(021871)	01- 3210- 0- 1110- 1000- 4300- 524- 0000	ESSER,MATERIALS & SUP,IN		CR		549.00
(022835)	01- 3210- 0- 3100- 1000- 1130- 525- 0000	ESSER,CERT SALARY:EWA,		DR	108.00	
(023305)	01- 3210- 0- 3100- 1000- 2130- 525- 0000	ESSER,CLASS INSTR AID,IN		DR	185.00	
(023306)	01- 3210- 0- 3100- 1000- 3312- 525- 0000	ESSER,FICA:CLASS,INSTRU		DR	178.00	
(023307)	01- 3210- 0- 3100- 1000- 3332- 525- 0000	ESSER,MEDICARE:CLASS,IN		DR	43.00	
(023309)	01- 3210- 0- 3100- 1000- 3502- 525- 0000	ESSER,STATE UNEMPLOYM		DR	3.00	
(023310)	01- 3210- 0- 3100- 1000- 3602- 525- 0000	ESSER,WORKERS' COMP:C,		DR	26.00	
(022843)	01- 3210- 0- 3100- 1000- 3501- 525- 0000	ESSER,STATE UNEMPLOYM		DR	1.00	
(022305)	01- 3210- 0- 1110- 1000- 1130- 527- 0000	ESSER,CERT SALARY:EWA,		CR		3,293.00
(022306)	01- 3210- 0- 1110- 1000- 3101- 527- 0000	ESSER,STRS:CERT,INSTRU		CR		372.00
(022311)	01- 3210- 0- 1110- 1000- 3331- 527- 0000	ESSER,MEDICARE:CERT,INS		CR		33.00
(022313)	01- 3210- 0- 1110- 1000- 3501- 527- 0000	ESSER,STATE UNEMPLOYM		CR		1.00
(022314)	01- 3210- 0- 1110- 1000- 3601- 527- 0000	ESSER,WORKERS' COMP:C,		CR		45.00
(021872)	01- 3210- 0- 1110- 1000- 4300- 527- 0000	ESSER,MATERIALS & SUP,IN		DR	6,047.00	
(020509)	01- 3210- 0- 1110- 1000- 4399- 020- 0000	ESSER,HOLDING ACCOUNT		CR		17,436.00
					22,243.00	**22,243.00**

Fund 01, Resource 3210 Net Increase in Estimated Fund Balanc **0.00**

Fund **01**, Resource **3212**

JE # **BR21-01204** JE Trans Date 05/10/2021 JE Posted 05/10/2021 Comment JL-Budget for Expense under ESSER II

(025526)	01- 3212- 0- 0000- 3140- 4300- 820- 0000	ESSER II,MATERIALS & SUP		CR		330.00
(025527)	01- 3212- 0- 0000- 3140- 4300- 830- 0000	ESSER II,MATERIALS & SUP		CR		614.00
(025528)	01- 3212- 0- 0000- 8200- 4400- 820- 0000	ESSER II,NON-CAPITALIZED		CR		15,165.00
(023899)	01- 3212- 0- 0000- 8200- 4400- 830- 0000	ESSER II,NON-CAPITALIZED		CR		28,164.00
(023586)	01- 3212- 0- 1110- 1000- 4399- 820- 0000	ESSER II,HOLDING ACCOUN		DR	15,495.00	
(023587)	01- 3212- 0- 1110- 1000- 4399- 830- 0000	ESSER II,HOLDING ACCOUN		DR	148,928.00	
(023596)	01- 3212- 0- 1110- 1000- 3401- 820- 0000	ESSER II,HEALTH & WELFAI		CR		35,593.00

Selection Grouped by Org, Fiscal Year, JE# - Sorted by JE Item #, (Org = 14, JE Type = R, Starting Transaction Date = 4/27/2021, Ending Transaction Date = 5/31/2021, Unposted JEs? = N, End Bud Bal? = N, JE# Page Break? = N, Description? = A, Recap? = N)

Account	Description	Comment	From	To
Fund **01**, Resource **3212** (continued)				
(continued) JE # **BR21-01204** JE Trans Date 05/10/2021 JE Posted 05/10/2021 Comment JL-Budget for Expense under ESSER II				
(023594) 01- 3212- 0- 1110- 1000- 3311- 820- 0000	ESSER II,FICA:CERT,INSTRU	CR		1,139.00
(023592) 01- 3212- 0- 1110- 1000- 3201- 820- 0000	ESSER II,PERS:CERT,INSTR	CR		4,415.00
(023589) 01- 3212- 0- 1110- 1000- 1100- 820- 0000	ESSER II,CERT:TEACHERS S	DR	41,147.00	
(023857) 01- 3212- 0- 3300- 1000- 1100- 837- 0000	ESSER II,CERT:TEACHERS S	CR		94,624.00
(023858) 01- 3212- 0- 3300- 1000- 3101- 837- 0000	ESSER II,STRS:CERT,INSTR	CR		15,282.00
(023863) 01- 3212- 0- 3300- 1000- 3331- 837- 0000	ESSER II,MEDICARE:CERT,I	CR		1,304.00
(023864) 01- 3212- 0- 3300- 1000- 3401- 837- 0000	ESSER II,HEALTH & WELFAI	CR		7,134.00
(023865) 01- 3212- 0- 3300- 1000- 3501- 837- 0000	ESSER II,STATE UNEMPLOY	CR		45.00
(023866) 01- 3212- 0- 3300- 1000- 3601- 837- 0000	ESSER II,WORKERS' COMP:	CR		1,761.00
			205,570.00	**205,570.00**
JE # **BR21-01246** JE Trans Date 05/18/2021 JE Posted 05/18/2021 Comment 2020-21 TA CERT 1X				
(023857) 01- 3212- 0- 3300- 1000- 1100- 837- 0000	ESSER II,CERT:TEACHERS S BD-1X BONUS OFF SS	CR		3,000.00
(023858) 01- 3212- 0- 3300- 1000- 3101- 837- 0000	ESSER II,STRS:CERT,INSTR BD-1X BONUS OFF SS	CR		485.00
(023863) 01- 3212- 0- 3300- 1000- 3331- 837- 0000	ESSER II,MEDICARE:CERT,I BD-1X BONUS OFF SS	CR		44.00
(023865) 01- 3212- 0- 3300- 1000- 3501- 837- 0000	ESSER II,STATE UNEMPLOY BD-1X BONUS OFF SS	CR		37.00
(023866) 01- 3212- 0- 3300- 1000- 3601- 837- 0000	ESSER II,WORKERS' COMP: BD-1X BONUS OFF SS	CR		60.00
(023589) 01- 3212- 0- 1110- 1000- 1100- 820- 0000	ESSER II,CERT:TEACHERS S BD-1X BONUS OFF SS	CR		4,000.00
(023590) 01- 3212- 0- 1110- 1000- 3101- 820- 0000	ESSER II,STRS:CERT,INSTR BD-1X BONUS OFF SS	CR		646.00
(023595) 01- 3212- 0- 1110- 1000- 3331- 820- 0000	ESSER II,MEDICARE:CERT,I BD-1X BONUS OFF SS	CR		58.00
(023597) 01- 3212- 0- 1110- 1000- 3501- 820- 0000	ESSER II,STATE UNEMPLOY BD-1X BONUS OFF SS	CR		49.00
(023598) 01- 3212- 0- 1110- 1000- 3601- 820- 0000	ESSER II,WORKERS' COMP: BD-1X BONUS OFF SS	CR		80.00
(023586) 01- 3212- 0- 1110- 1000- 4399- 820- 0000	ESSER II,HOLDING ACCOUN BD-1X BONUS OFF SS	DR	8,459.00	
			8,459.00	**8,459.00**
JE # **BR21-01271** JE Trans Date 05/20/2021 JE Posted 05/20/2021 Comment JL-Adjust Budgets				
(023586) 01- 3212- 0- 1110- 1000- 4399- 820- 0000	ESSER II,HOLDING ACCOUN	DR	75,332.00	
(023587) 01- 3212- 0- 1110- 1000- 4399- 830- 0000	ESSER II,HOLDING ACCOUN	DR	81,044.00	
		Net decrease to Appropriations	**156,376.00**	**.00**
	Fund 01, Resource 3212 Net Increase in Estimated Fund Balanc	**156,376.00**		
Fund **01**, Resource **3215**				
JE # **BR21-01185** JE Trans Date 05/04/2021 JE Posted 05/04/2021 Comment JL-Move Budgets Back to Central per KM				
(021882) 01- 3215- 0- 1110- 1000- 1130- 521- 0000	GEER,CERT SALARY:EWA,I	CR		144.00

Account	Description	Comment	From	To
Fund **01**, Resource **3215** (continued)				
(continued) JE # **BR21-01185** JE Trans Date 05/04/2021 JE Posted 05/04/2021 Comment JL-Move Budgets Back to Central per KM				
(022277) 01- 3215- 0- 1110- 1000- 2130- 521- 0000	GEER,CLASS INSTR AID,INS	DR	4,981.00	
(021883) 01- 3215- 0- 1110- 1000- 3101- 521- 0000	GEER,STRS:CERT,INSTRUC	CR		430.00
(021886) 01- 3215- 0- 1110- 1000- 3202- 521- 0000	GEER,PERS:CLASSIFIED,INS	CR		222.00
(022278) 01- 3215- 0- 1110- 1000- 3312- 521- 0000	GEER,FICA:CLASS,INSTRUC	CR		77.00
(021888) 01- 3215- 0- 1110- 1000- 3331- 521- 0000	GEER,MEDICARE:CERT,INS	CR		39.00
(022279) 01- 3215- 0- 1110- 1000- 3332- 521- 0000	GEER,MEDICARE:CLASS,INS	CR		18.00
(021890) 01- 3215- 0- 1110- 1000- 3501- 521- 0000	GEER,STATE UNEMPLOYM,	CR		2.00
(022281) 01- 3215- 0- 1110- 1000- 3502- 521- 0000	GEER,STATE UNEMPLOYM,	CR		1.00
(021891) 01- 3215- 0- 1110- 1000- 3601- 521- 0000	GEER,WORKERS' COMP:C,I	CR		52.00
(022282) 01- 3215- 0- 1110- 1000- 3602- 521- 0000	GEER,WORKERS' COMP:C,I	CR		24.00
(022916) 01- 3215- 0- 1110- 1000- 4200- 521- 0000	GEER,BOOKS & OTHER R,IN	DR	35.00	
(022791) 01- 3215- 0- 1110- 1000- 4300- 521- 0000	GEER,MATERIALS & SUP,IN	DR	471.00	
(023996) 01- 3215- 0- 1250- 1000- 4300- 521- 0000	GEER,MATERIALS & SUP,IN	DR	38.00	
(023630) 01- 3215- 0- 0000- 3140- 2230- 523- 0000	GEER,CLASS PUPIL SUP,HE	CR		217.00
(023635) 01- 3215- 0- 0000- 3140- 3312- 523- 0000	GEER,FICA:CLASS,HEALTH	CR		13.00
(023636) 01- 3215- 0- 0000- 3140- 3332- 523- 0000	GEER,MEDICARE:CLASS,HE	CR		3.00
(023639) 01- 3215- 0- 0000- 3140- 3602- 523- 0000	GEER,WORKERS' COMP:C,H	CR		4.00
(023640) 01- 3215- 0- 0000- 8300- 2930- 523- 0000	GEER,OTHER CLASS SAL,SI	CR		790.00
(023645) 01- 3215- 0- 0000- 8300- 3312- 523- 0000	GEER,FICA:CLASS,SECURIT	CR		26.00
(023646) 01- 3215- 0- 0000- 8300- 3332- 523- 0000	GEER,MEDICARE:CLASS,SE	CR		6.00
(023649) 01- 3215- 0- 0000- 8300- 3602- 523- 0000	GEER,WORKERS' COMP:C,S	CR		8.00
(021892) 01- 3215- 0- 1110- 1000- 1130- 523- 0000	GEER,CERT SALARY:EWA,I	DR	5,312.00	
(022283) 01- 3215- 0- 1110- 1000- 2130- 523- 0000	GEER,CLASS INSTR AID,INS	CR		405.00
(021895) 01- 3215- 0- 1110- 1000- 3201- 523- 0000	GEER,PERS:CERT,INSTRUC	CR		50.00
(021896) 01- 3215- 0- 1110- 1000- 3202- 523- 0000	GEER,PERS:CLASSIFIED,INS	CR		84.00
(021897) 01- 3215- 0- 1110- 1000- 3311- 523- 0000	GEER,FICA:CERT,INSTRUCT	CR		441.00
(022284) 01- 3215- 0- 1110- 1000- 3312- 523- 0000	GEER,FICA:CLASS,INSTRUC	CR		25.00
(021898) 01- 3215- 0- 1110- 1000- 3331- 523- 0000	GEER,MEDICARE:CERT,INS	CR		103.00
(022285) 01- 3215- 0- 1110- 1000- 3332- 523- 0000	GEER,MEDICARE:CLASS,INS	CR		6.00
(021900) 01- 3215- 0- 1110- 1000- 3501- 523- 0000	GEER,STATE UNEMPLOYM,	CR		4.00
(021901) 01- 3215- 0- 1110- 1000- 3601- 523- 0000	GEER,WORKERS' COMP:C,I	CR		140.00
(022288) 01- 3215- 0- 1110- 1000- 3602- 523- 0000	GEER,WORKERS' COMP:C,I	CR		8.00
(022792) 01- 3215- 0- 1110- 1000- 4300- 523- 0000	GEER,MATERIALS & SUP,IN	DR	6,105.00	
(022818) 01- 3215- 0- 1110- 1000- 5800- 523- 0000	GEER,PROF/CONSULT SE,I	DR	102.00	
(021909) 01- 3215- 0- 1110- 1000- 1130- 524- 0000	GEER,CERT SALARY:EWA,I	DR	453.00	
(022271) 01- 3215- 0- 1110- 1000- 2130- 524- 0000	GEER,CLASS INSTR AID,INS	DR	5,831.00	

Fund **01**, Resource **3215** (continued)

Account	Description	Comment	From	To
(continued) JE # **BR21-01185** JE Trans Date 05/04/2021 JE Posted 05/04/2021 Comment JL-Move Budgets Back to Central per KM				
(021913) 01-3215-0-1110-1000-3202-524-0000	GEER,PERS:CLASSIFIED,INS	CR		139.00
(022272) 01-3215-0-1110-1000-3312-524-0000	GEER,FICA:CLASS,INSTRUC	CR		240.00
(022273) 01-3215-0-1110-1000-3332-524-0000	GEER,MEDICARE:CLASS,INS	CR		57.00
(022275) 01-3215-0-1110-1000-3502-524-0000	GEER,STATE UNEMPLOYM,	CR		2.00
(022276) 01-3215-0-1110-1000-3602-524-0000	GEER,WORKERS' COMP:C,I	CR		76.00
(021902) 01-3215-0-1110-1000-4300-524-0000	GEER,MATERIALS & SUP,IN	DR	9,560.00	
(022793) 01-3215-0-3100-1000-4300-525-0000	GEER,MATERIALS & SUP,IN	DR	57.00	
(021919) 01-3215-0-1110-1000-1130-527-0000	GEER,CERT SALARY:EWA,I	DR	4,252.00	
(023354) 01-3215-0-1110-1000-1140-527-0000	GEER,CERT SALARY:SUB,IN	CR		325.00
(022289) 01-3215-0-1110-1000-2130-527-0000	GEER,CLASS INSTR AID,INS	DR	653.00	
(021920) 01-3215-0-1110-1000-3101-527-0000	GEER,STRS:CERT,INSTRUC	CR		392.00
(021923) 01-3215-0-1110-1000-3202-527-0000	GEER,PERS:CLASSIFIED,INS	CR		164.00
(022290) 01-3215-0-1110-1000-3312-527-0000	GEER,FICA:CLASS,INSTRUC	CR		101.00
(021925) 01-3215-0-1110-1000-3331-527-0000	GEER,MEDICARE:CERT,INS	CR		87.00
(022291) 01-3215-0-1110-1000-3332-527-0000	GEER,MEDICARE:CLASS,INS	CR		23.00
(021927) 01-3215-0-1110-1000-3501-527-0000	GEER,STATE UNEMPLOYM,	CR		3.00
(022293) 01-3215-0-1110-1000-3502-527-0000	GEER,STATE UNEMPLOYM,	CR		1.00
(021928) 01-3215-0-1110-1000-3601-527-0000	GEER,WORKERS' COMP:C,I	CR		117.00
(022294) 01-3215-0-1110-1000-3602-527-0000	GEER,WORKERS' COMP:C,I	CR		32.00
(021903) 01-3215-0-1110-1000-4300-527-0000	GEER,MATERIALS & SUP,IN	DR	1,960.00	
(022951) 01-3215-0-1110-1000-5800-527-0000	GEER,PROF/CONSULT SE,I	DR	1.00	
(022918) 01-3215-0-1110-2420-4300-527-0000	GEER,MATERIALS & SUP,IN	DR	1.00	
(020661) 01-3215-0-1110-1000-4399-820-0000	GEER,HOLDING ACCOUNT,I	CR		34,711.00
			39,812.00	**39,812.00**
JE # **BR21-01284** JE Trans Date 05/21/2021 JE Posted 05/21/2021 Comment BD-COVER NEGATIVES				
(021969) 01-3215-0-1110-1000-1130-535-0000	GEER,CERT SALARY:EWA,I	DR	383.00	
(022366) 01-3215-0-1110-1000-2130-535-0000	GEER,CLASS INSTR AID,INS	CR		338.00
(021970) 01-3215-0-1110-1000-3101-535-0000	GEER,STRS:CERT,INSTRUC	CR		194.00
(021972) 01-3215-0-1110-1000-3201-535-0000	GEER,PERS:CERT,INSTRUC	CR		206.00
(021973) 01-3215-0-1110-1000-3202-535-0000	GEER,PERS:CLASSIFIED,INS	CR		438.00
(021974) 01-3215-0-1110-1000-3311-535-0000	GEER,FICA:CERT,INSTRUCT	CR		62.00
(022367) 01-3215-0-1110-1000-3312-535-0000	GEER,FICA:CLASS,INSTRUC	CR		199.00
(021975) 01-3215-0-1110-1000-3331-535-0000	GEER,MEDICARE:CERT,INS	CR		32.00
(022368) 01-3215-0-1110-1000-3332-535-0000	GEER,MEDICARE:CLASS,INS	CR		47.00
(021977) 01-3215-0-1110-1000-3501-535-0000	GEER,STATE UNEMPLOYM,	CR		1.00

Selection Grouped by Org, Fiscal Year, JE# - Sorted by JE Item #, (Org = 14, JE Type = R, Starting Transaction Date = 4/27/2021, Ending Transaction Date = 5/31/2021, Unposted JEs? = N, End Bud Bal? = N, JE# Page Break? = N, Description? = A, Recap? = N)

Effective 04/27/2021 through 05/28/2021 — **Fiscal Year 2021**

Account	Description	Comment	From	To
Fund **01**, Resource **3215** (continued)				
(continued) JE # **BR21-01284** JE Trans Date 05/21/2021 JE Posted 05/21/2021 Comment BD-COVER NEGATIVES				
(022370) 01- 3215- 0- 1110- 1000- 3502- 535- 0000	GEER,STATE UNEMPLOYM,	CR		2.00
(021978) 01- 3215- 0- 1110- 1000- 3601- 535- 0000	GEER,WORKERS' COMP:C,I	CR		43.00
(022371) 01- 3215- 0- 1110- 1000- 3602- 535- 0000	GEER,WORKERS' COMP:C,I	CR		63.00
(023614) 01- 3215- 0- 1250- 1000- 4400- 535- 0000	GEER,NON-CAPITALIZED,IN	DR	1,242.00	
			1,625.00	**1,625.00**
	Fund 01, Resource 3215 Net Increase in Estimated Fund Balanc	**0.00**		
Fund **01**, Resource **3310**				
JE # **BR21-01190** JE Trans Date 05/05/2021 JE Posted 05/05/2021 Comment JL-Adjust to 20-21 SpEd Estimated Actuals Projections				
(004962) 01- 3310- 0- 5001- 0000- 8181- 220- 0000	SE:LOCAL ASSIST,SE:ENTIT	DR		38,068.00
(004964) 01- 3310- 0- 5001- 0000- 8980- 220- 0000	SE:LOCAL ASSIST,CONTRI F	CR	38,068.00	
(004963) 01- 3310- 0- 5001- 0000- 8181- 230- 0000	SE:LOCAL ASSIST,SE:ENTIT	DR		71,995.00
(004965) 01- 3310- 0- 5001- 0000- 8980- 230- 0000	SE:LOCAL ASSIST,CONTRI F	CR	71,995.00	
			110,063.00	**110,063.00**
JE # **BR21-01227** JE Trans Date 05/14/2021 JE Posted 05/14/2021 Comment JL-Set up ESY budget through June 30				
(005054) 01- 3310- 0- 5750- 1110- 2130- 205- 0000	SE:LOCAL ASSIST,CLASS IN	CR		8,055.00
(005076) 01- 3310- 0- 5750- 1110- 3202- 205- 0000	SE:LOCAL ASSIST,PERS:CL/	CR		1,667.00
(005095) 01- 3310- 0- 5750- 1110- 3312- 205- 0000	SE:LOCAL ASSIST,FICA:CLA	CR		499.00
(005114) 01- 3310- 0- 5750- 1110- 3332- 205- 0000	SE:LOCAL ASSIST,MEDICAR	CR		117.00
(005142) 01- 3310- 0- 5750- 1110- 3502- 205- 0000	SE:LOCAL ASSIST,STATE UI	CR		4.00
(005161) 01- 3310- 0- 5750- 1110- 3602- 205- 0000	SE:LOCAL ASSIST,WORKER	CR		158.00
(004964) 01- 3310- 0- 5001- 0000- 8980- 220- 0000	SE:LOCAL ASSIST,CONTRI F	DR		10,969.00
(005057) 01- 3310- 0- 5750- 1110- 2130- 250- 0000	SE:LOCAL ASSIST,CLASS IN	CR		8,055.00
(005087) 01- 3310- 0- 5750- 1110- 3202- 250- 0000	SE:LOCAL ASSIST,PERS:CL/	CR		1,667.00
(005106) 01- 3310- 0- 5750- 1110- 3312- 250- 0000	SE:LOCAL ASSIST,FICA:CLA	CR		499.00
(005125) 01- 3310- 0- 5750- 1110- 3332- 250- 0000	SE:LOCAL ASSIST,MEDICAR	CR		117.00
(005153) 01- 3310- 0- 5750- 1110- 3502- 250- 0000	SE:LOCAL ASSIST,STATE UI	CR		4.00
(005172) 01- 3310- 0- 5750- 1110- 3602- 250- 0000	SE:LOCAL ASSIST,WORKER	CR		158.00
(004965) 01- 3310- 0- 5001- 0000- 8980- 230- 0000	SE:LOCAL ASSIST,CONTRI F	DR		10,969.00
(004989) 01- 3310- 0- 5001- 7210- 7310- 220- 0000	SE:LOCAL ASSIST,XFER:IND	CR		469.00
(004990) 01- 3310- 0- 5001- 7210- 7310- 230- 0000	SE:LOCAL ASSIST,XFER:IND	CR		469.00
		Net increase to Appropriations	**.00**	**43,876.00**

Selection Grouped by Org, Fiscal Year, JE# - Sorted by JE Item #, (Org = 14, JE Type = R, Starting Transaction Date = 4/27/2021, Ending Transaction Date = 5/31/2021, Unposted JEs? = N, End Bud Bal? = N, JE# Page Break? = N, Description? = A, Recap? = N)

ESCAPE ONLINE

Account	Description	Comment	From	To
Fund **01**, Resource **3310** (continued)				
JE # **BR21-01246** JE Trans Date 05/18/2021 JE Posted 05/18/2021 Comment 2020-21 TA CERT 1X				
(011179) 01-3310-0-5730-1110-1100-221-0000	SE:LOCAL ASSIST,CERT:TE/	BD-1X BONUS OFF SS	CR	1,000.00
(011182) 01-3310-0-5730-1110-3101-221-0000	SE:LOCAL ASSIST,STRS:CE	BD-1X BONUS OFF SS	CR	162.00
(011183) 01-3310-0-5730-1110-3331-221-0000	SE:LOCAL ASSIST,MEDICAF	BD-1X BONUS OFF SS	CR	15.00
(011185) 01-3310-0-5730-1110-3501-221-0000	SE:LOCAL ASSIST,STATE UI	BD-1X BONUS OFF SS	CR	12.00
(011186) 01-3310-0-5730-1110-3601-221-0000	SE:LOCAL ASSIST,WORKER	BD-1X BONUS OFF SS	CR	20.00
(005041) 01-3310-0-5750-1110-1100-227-0000	SE:LOCAL ASSIST,CERT:TE/	BD-1X BONUS OFF SS	CR	1,000.00
(005068) 01-3310-0-5750-1110-3101-227-0000	SE:LOCAL ASSIST,STRS:CE	BD-1X BONUS OFF SS	CR	162.00
(005108) 01-3310-0-5750-1110-3331-227-0000	SE:LOCAL ASSIST,MEDICAF	BD-1X BONUS OFF SS	CR	15.00
(005138) 01-3310-0-5750-1110-3501-227-0000	SE:LOCAL ASSIST,STATE UI	BD-1X BONUS OFF SS	CR	10.00
(005155) 01-3310-0-5750-1110-3601-227-0000	SE:LOCAL ASSIST,WORKER	BD-1X BONUS OFF SS	CR	20.00
(005204) 01-3310-0-5770-1120-1100-221-0000	SE:LOCAL ASSIST,CERT:TE/	BD-1X BONUS OFF SS	CR	1,000.00
(005205) 01-3310-0-5770-1120-1100-224-0000	SE:LOCAL ASSIST,CERT:TE/	BD-1X BONUS OFF SS	CR	1,000.00
(005206) 01-3310-0-5770-1120-1100-227-0000	SE:LOCAL ASSIST,CERT:TE/	BD-1X BONUS OFF SS	CR	1,440.00
(005207) 01-3310-0-5770-1120-1100-232-0000	SE:LOCAL ASSIST,CERT:TE/	BD-1X BONUS OFF SS	CR	1,000.00
(005234) 01-3310-0-5770-1120-3101-221-0000	SE:LOCAL ASSIST,STRS:CE	BD-1X BONUS OFF SS	CR	162.00
(005235) 01-3310-0-5770-1120-3101-224-0000	SE:LOCAL ASSIST,STRS:CE	BD-1X BONUS OFF SS	CR	162.00
(005236) 01-3310-0-5770-1120-3101-227-0000	SE:LOCAL ASSIST,STRS:CE	BD-1X BONUS OFF SS	CR	233.00
(005237) 01-3310-0-5770-1120-3101-232-0000	SE:LOCAL ASSIST,STRS:CE	BD-1X BONUS OFF SS	CR	162.00
(005265) 01-3310-0-5770-1120-3331-221-0000	SE:LOCAL ASSIST,MEDICAF	BD-1X BONUS OFF SS	CR	15.00
(005266) 01-3310-0-5770-1120-3331-224-0000	SE:LOCAL ASSIST,MEDICAF	BD-1X BONUS OFF SS	CR	15.00
(005267) 01-3310-0-5770-1120-3331-227-0000	SE:LOCAL ASSIST,MEDICAF	BD-1X BONUS OFF SS	CR	21.00
(005268) 01-3310-0-5770-1120-3331-232-0000	SE:LOCAL ASSIST,MEDICAF	BD-1X BONUS OFF SS	CR	15.00
(005296) 01-3310-0-5770-1120-3501-221-0000	SE:LOCAL ASSIST,STATE UI	BD-1X BONUS OFF SS	CR	12.00
(005297) 01-3310-0-5770-1120-3501-224-0000	SE:LOCAL ASSIST,STATE UI	BD-1X BONUS OFF SS	CR	12.00
(005298) 01-3310-0-5770-1120-3501-227-0000	SE:LOCAL ASSIST,STATE UI	BD-1X BONUS OFF SS	CR	17.00
(005299) 01-3310-0-5770-1120-3501-232-0000	SE:LOCAL ASSIST,STATE UI	BD-1X BONUS OFF SS	CR	12.00
(005312) 01-3310-0-5770-1120-3601-221-0000	SE:LOCAL ASSIST,WORKER	BD-1X BONUS OFF SS	CR	20.00
(005313) 01-3310-0-5770-1120-3601-224-0000	SE:LOCAL ASSIST,WORKER	BD-1X BONUS OFF SS	CR	20.00
(005314) 01-3310-0-5770-1120-3601-227-0000	SE:LOCAL ASSIST,WORKER	BD-1X BONUS OFF SS	CR	29.00
(005315) 01-3310-0-5770-1120-3601-232-0000	SE:LOCAL ASSIST,WORKER	BD-1X BONUS OFF SS	CR	20.00
(020896) 01-3310-0-5770-1190-1100-221-0000	SE:LOCAL ASSIST,CERT:TE/	BD-1X BONUS OFF SS	CR	300.00
(020962) 01-3310-0-5770-1190-1100-232-0000	SE:LOCAL ASSIST,CERT:TE/	BD-1X BONUS OFF SS	CR	300.00
(020972) 01-3310-0-5770-1190-1100-234-0000	SE:LOCAL ASSIST,CERT:TE/	BD-1X BONUS OFF SS	CR	200.00
(020897) 01-3310-0-5770-1190-3101-221-0000	SE:LOCAL ASSIST,STRS:CE	BD-1X BONUS OFF SS	CR	48.00
(020963) 01-3310-0-5770-1190-3101-232-0000	SE:LOCAL ASSIST,STRS:CE	BD-1X BONUS OFF SS	CR	48.00
(020973) 01-3310-0-5770-1190-3101-234-0000	SE:LOCAL ASSIST,STRS:CE	BD-1X BONUS OFF SS	CR	32.00

Effective 04/27/2021 through 05/28/2021 — **Fiscal Year 2021**

Account	Description	Comment	From	To
Fund **01**, Resource **3310** (continued)				
(continued) JE # **BR21-01246** JE Trans Date 05/18/2021 JE Posted 05/18/2021 Comment 2020-21 TA CERT 1X				
(020902) 01- 3310- 0- 5770- 1190- 3331- 221- 0000	SE:LOCAL ASSIST,MEDICAF	BD-1X BONUS OFF SS CR		4.00
(020968) 01- 3310- 0- 5770- 1190- 3331- 232- 0000	SE:LOCAL ASSIST,MEDICAF	BD-1X BONUS OFF SS CR		4.00
(020978) 01- 3310- 0- 5770- 1190- 3331- 234- 0000	SE:LOCAL ASSIST,MEDICAF	BD-1X BONUS OFF SS CR		3.00
(020904) 01- 3310- 0- 5770- 1190- 3501- 221- 0000	SE:LOCAL ASSIST,STATE UI	BD-1X BONUS OFF SS CR		4.00
(020970) 01- 3310- 0- 5770- 1190- 3501- 232- 0000	SE:LOCAL ASSIST,STATE UI	BD-1X BONUS OFF SS CR		4.00
(020980) 01- 3310- 0- 5770- 1190- 3501- 234- 0000	SE:LOCAL ASSIST,STATE UI	BD-1X BONUS OFF SS CR		3.00
(020905) 01- 3310- 0- 5770- 1190- 3601- 221- 0000	SE:LOCAL ASSIST,WORKER	BD-1X BONUS OFF SS CR		6.00
(020971) 01- 3310- 0- 5770- 1190- 3601- 232- 0000	SE:LOCAL ASSIST,WORKER	BD-1X BONUS OFF SS CR		6.00
(020981) 01- 3310- 0- 5770- 1190- 3601- 234- 0000	SE:LOCAL ASSIST,WORKER	BD-1X BONUS OFF SS CR		4.00
(020906) 01- 3310- 0- 5770- 3150- 1200- 221- 0000	SE:LOCAL ASSIST,CERT:PU	BD-1X BONUS OFF SS CR		200.00
(020907) 01- 3310- 0- 5770- 3150- 3101- 221- 0000	SE:LOCAL ASSIST,STRS:CE	BD-1X BONUS OFF SS CR		32.00
(020912) 01- 3310- 0- 5770- 3150- 3331- 221- 0000	SE:LOCAL ASSIST,MEDICAF	BD-1X BONUS OFF SS CR		3.00
(020914) 01- 3310- 0- 5770- 3150- 3501- 221- 0000	SE:LOCAL ASSIST,STATE UI	BD-1X BONUS OFF SS CR		2.00
(020915) 01- 3310- 0- 5770- 3150- 3601- 221- 0000	SE:LOCAL ASSIST,WORKER	BD-1X BONUS OFF SS CR		4.00
(004964) 01- 3310- 0- 5001- 0000- 8980- 220- 0000	SE:LOCAL ASSIST,CONTRI F	BD-1X BONUS OFF SS DR		7,177.00
(004965) 01- 3310- 0- 5001- 0000- 8980- 230- 0000	SE:LOCAL ASSIST,CONTRI F	BD-1X BONUS OFF SS DR		1,813.00
		Net increase to Appropriations	**.00**	**17,980.00**
JE # **BR21-01252** JE Trans Date 05/19/2021 JE Posted 05/19/2021 Comment JL-Correct Indirects				
(004989) 01- 3310- 0- 5001- 7210- 7310- 220- 0000	SE:LOCAL ASSIST,XFER:IND	DR	227.00	
(004990) 01- 3310- 0- 5001- 7210- 7310- 230- 0000	SE:LOCAL ASSIST,XFER:IND	CR		629.00
(004964) 01- 3310- 0- 5001- 0000- 8980- 220- 0000	SE:LOCAL ASSIST,CONTRI F	CR	227.00	
(004965) 01- 3310- 0- 5001- 0000- 8980- 230- 0000	SE:LOCAL ASSIST,CONTRI F	DR		629.00
		Net increase to Appropriations	**454.00**	**1,258.00**
	Fund 01, Resource 3310 Net Increase in Estimated Fund Balanc	**0.00**		
Fund **01**, Resource **3311**				
JE # **BR21-01190** JE Trans Date 05/05/2021 JE Posted 05/05/2021 Comment JL-Adjust to 20-21 SpEd Estimated Actuals Projections				
(005331) 01- 3311- 0- 5001- 0000- 8181- 220- 0000	SE:LOCAL ASSIST,SE:ENTIT	CR	3,471.00	
(011826) 01- 3311- 0- 5001- 0000- 8980- 220- 0000	SE:LOCAL ASSIST,CONTRI F	DR		3,471.00
(005332) 01- 3311- 0- 5001- 0000- 8181- 230- 0000	SE:LOCAL ASSIST,SE:ENTIT	DR		5,223.00
(011765) 01- 3311- 0- 5750- 1180- 5800- 230- 0000	SE:LOCAL ASSIST,PROF/CO	CR		5,223.00
		Net increase to Appropriations	**3,471.00**	**13,917.00**

Selection Grouped by Org, Fiscal Year, JE# - Sorted by JE Item #, (Org = 14, JE Type = R, Starting Transaction Date = 4/27/2021, Ending Transaction Date = 5/31/2021, Unposted JEs? = N, End Bud Bal? = N, JE# Page Break? = N, Description? = A, Recap? = N)

ESCAPE ONLINE

Effective 04/27/2021 through 05/28/2021 — **Fiscal Year 2021**

Account	Description	Comment	From	To
	Fund 01, Resource 3311 Net Increase in Estimated Fund Balanc	**0.00**		
Fund **01**, Resource **3315**				
JE # **BR21-01190** JE Trans Date 05/05/2021	JE Posted 05/05/2021	Comment JL-Adjust to 20-21 SpEd Estimated Actuals Projections		
(005350) 01- 3315- 0- 5730- 0000- 8182- 220- 0000	SE:PRESCHOOL GR,SE:DIS(	DR		974.00
(014733) 01- 3315- 0- 5730- 3150- 5800- 220- 0000	SE:PRESCHOOL GR,PROF/(	CR		974.00
		Net increase to Appropriations	**.00**	**1,948.00**
	Fund 01, Resource 3315 Net Increase in Estimated Fund Balanc	**0.00**		
Fund **01**, Resource **3410**				
JE # **BR21-01205** JE Trans Date 05/11/2021	JE Posted 05/11/2021	Comment JL-Add Revenue Budget for 0341 mgmt		
(005421) 01- 3410- 0- 5001- 0000- 8290- 230- 0341	REHAB:WORKABILI,ALL OTH	DR		2,858.00
		Net increase to Appropriations	**.00**	**2,858.00**
JE # **BR21-01216** JE Trans Date 05/12/2021	JE Posted 05/12/2021	Comment JL-Correct Indirects for 3410		
(005450) 01- 3410- 0- 5770- 7210- 7310- 230- 0000	REHAB:WORKABILI,XFER:IN	CR		122.00
(005447) 01- 3410- 0- 5770- 3110- 4300- 230- 0000	REHAB:WORKABILI,MATERI	DR	122.00	
			122.00	**122.00**
JE # **BR21-01246** JE Trans Date 05/18/2021	JE Posted 05/18/2021	Comment 2020-21 TA CERT 1X		
(005424) 01- 3410- 0- 5770- 3110- 1200- 230- 0000	REHAB:WORKABILI,CERT:PI	BD-1X BONUS OFF SS CR		300.00
(005432) 01- 3410- 0- 5770- 3110- 3101- 230- 0000	REHAB:WORKABILI,STRS:CI	BD-1X BONUS OFF SS CR		48.00
(005436) 01- 3410- 0- 5770- 3110- 3331- 230- 0000	REHAB:WORKABILI,MEDICA	BD-1X BONUS OFF SS CR		4.00
(005441) 01- 3410- 0- 5770- 3110- 3501- 230- 0000	REHAB:WORKABILI,STATE U	BD-1X BONUS OFF SS CR		4.00
(005444) 01- 3410- 0- 5770- 3110- 3601- 230- 0000	REHAB:WORKABILI,WORKE	BD-1X BONUS OFF SS CR		6.00
(005447) 01- 3410- 0- 5770- 3110- 4300- 230- 0000	REHAB:WORKABILI,MATERI	BD-1X BONUS OFF SS DR	362.00	
			362.00	**362.00**
	Fund 01, Resource 3410 Net Increase in Estimated Fund Balanc	**2,858.00**		
Fund **01**, Resource **3550**				
JE # **BR21-01206** JE Trans Date 05/11/2021	JE Posted 05/11/2021	Comment BD-ADJUSTING INDIRECT		
(005499) 01- 3550- 0- 6000- 7210- 7310- 430- 0000	C. PERKINS CTE:,XFER:INDI	DR	857.00	
(005481) 01- 3550- 0- 6000- 1000- 4300- 434- 0000	C. PERKINS CTE:,MATERIAL	CR		857.00
			857.00	**857.00**

Selection Grouped by Org, Fiscal Year, JE# - Sorted by JE Item #, (Org = 14, JE Type = R, Starting Transaction Date = 4/27/2021, Ending Transaction Date = 5/31/2021, Unposted JEs? = N, End Bud Bal? = N, JE# Page Break? = N, Description? = A, Recap? = N)

ESCAPE ONLINE

Effective 04/27/2021 through 05/28/2021 — **Fiscal Year 2021**

Account	Description	Comment	From	To
Fund **01**, Resource **3550** (continued)				
JE # **BR21-01207** JE Trans Date 05/11/2021 JE Posted 05/11/2021 Comment BD-ADJUSTING INDIRECT				
(005499) 01- 3550- 0- 6000- 7210- 7310- 430- 0000	C. PERKINS CTE:,XFER:INDI	DR	275.00	
(005481) 01- 3550- 0- 6000- 1000- 4300- 434- 0000	C. PERKINS CTE:,MATERIAL	CR		275.00
			275.00	**275.00**
JE # **BR21-01208** JE Trans Date 05/11/2021 JE Posted 05/11/2021 Comment BD-ADJUSTING INDIRECT				
(005499) 01- 3550- 0- 6000- 7210- 7310- 430- 0000	C. PERKINS CTE:,XFER:INDI	CR		857.00
(005481) 01- 3550- 0- 6000- 1000- 4300- 434- 0000	C. PERKINS CTE:,MATERIAL	DR	857.00	
			857.00	**857.00**
JE # **BR21-01252** JE Trans Date 05/19/2021 JE Posted 05/19/2021 Comment JL-Correct Indirects				
(005499) 01- 3550- 0- 6000- 7210- 7310- 430- 0000	C. PERKINS CTE:,XFER:INDI	CR		12.00
(005484) 01- 3550- 0- 6000- 1000- 4400- 433- 0000	C. PERKINS CTE:,NON-CAPI	DR	4.00	
(005485) 01- 3550- 0- 6000- 1000- 4400- 434- 0000	C. PERKINS CTE:,NON-CAPI	DR	4.00	
(005486) 01- 3550- 0- 6000- 1000- 4400- 435- 0000	C. PERKINS CTE:,NON-CAPI	DR	4.00	
			12.00	**12.00**
	Fund 01, Resource 3550 Net Increase in Estimated Fund Balanc	**0.00**		
Fund **01**, Resource **4035**				
JE # **BR21-01246** JE Trans Date 05/18/2021 JE Posted 05/18/2021 Comment 2020-21 TA CERT 1X				
(019202) 01- 4035- 0- 0000- 2490- 1900- 920- 0000	ESEA:TEACHER QU,CERT:C BD-1X BONUS OFF SS	CR		200.00
(019212) 01- 4035- 0- 0000- 2490- 1900- 930- 0000	ESEA:TEACHER QU,CERT:C BD-1X BONUS OFF SS	CR		250.00
(019203) 01- 4035- 0- 0000- 2490- 3101- 920- 0000	ESEA:TEACHER QU,STRS:C BD-1X BONUS OFF SS	CR		32.00
(019213) 01- 4035- 0- 0000- 2490- 3101- 930- 0000	ESEA:TEACHER QU,STRS:C BD-1X BONUS OFF SS	CR		40.00
(019208) 01- 4035- 0- 0000- 2490- 3331- 920- 0000	ESEA:TEACHER QU,MEDICA BD-1X BONUS OFF SS	CR		3.00
(019218) 01- 4035- 0- 0000- 2490- 3331- 930- 0000	ESEA:TEACHER QU,MEDICA BD-1X BONUS OFF SS	CR		4.00
(019210) 01- 4035- 0- 0000- 2490- 3501- 920- 0000	ESEA:TEACHER QU,STATE I BD-1X BONUS OFF SS	CR		2.00
(019220) 01- 4035- 0- 0000- 2490- 3501- 930- 0000	ESEA:TEACHER QU,STATE I BD-1X BONUS OFF SS	CR		3.00
(019211) 01- 4035- 0- 0000- 2490- 3601- 920- 0000	ESEA:TEACHER QU,WORKE BD-1X BONUS OFF SS	CR		4.00
(019221) 01- 4035- 0- 0000- 2490- 3601- 930- 0000	ESEA:TEACHER QU,WORKE BD-1X BONUS OFF SS	CR		5.00
(019233) 01- 4035- 0- 0000- 2490- 1930- 920- 0000	ESEA:TEACHER QU,CERT C BD-1X BONUS OFF SS	DR	241.00	
(005533) 01- 4035- 0- 0000- 2700- 5800- 930- 0000	ESEA:TEACHER QU,PROF/C BD-1X BONUS OFF SS	DR	302.00	
			543.00	**543.00**

Selection Grouped by Org, Fiscal Year, JE# - Sorted by JE Item #, (Org = 14, JE Type = R, Starting Transaction Date = 4/27/2021, Ending Transaction Date = 5/31/2021, Unposted JEs? = N, End Bud Bal? = N, JE# Page Break? = N, Description? = A, Recap? = N)

Account	Description	Comment		From	To
	Fund 01, Resource 4035 Net Increase in Estimated Fund Balanc		**0.00**		

Fund **01**, Resource **4203**

JE # **BR21-01309** JE Trans Date 05/28/2021 JE Posted 05/28/2021 Comment BD-EL RISE PD EWRS

Account	Description	Comment		From	To
(005713) 01-4203-0-1110-1000-1130-430-0000	ESEA:ENGLISH LE,CERT SA		CR		1,728.00
(005721) 01-4203-0-1110-1000-3101-430-0000	ESEA:ENGLISH LE,STRS:CE		CR		279.00
(005729) 01-4203-0-1110-1000-3331-430-0000	ESEA:ENGLISH LE,MEDICAF		CR		25.00
(005735) 01-4203-0-1110-1000-3501-430-0000	ESEA:ENGLISH LE,STATE U		CR		1.00
(005740) 01-4203-0-1110-1000-3601-430-0000	ESEA:ENGLISH LE,WORKER		CR		35.00
(005749) 01-4203-0-1110-1000-4399-430-0000	ESEA:ENGLISH LE,HOLDING	BD- EL RISE PD EWRS	DR	2,068.00	
				2,068.00	**2,068.00**
	Fund 01, Resource 4203 Net Increase in Estimated Fund Balanc		**0.00**		

Fund **01**, Resource **5640**

JE # **BR21-01193** JE Trans Date 05/06/2021 JE Posted 05/06/2021 Comment BL-DU78418

Account	Description	Comment		From	To
(005805) 01-5640-0-5001-2110-4399-200-0000	MEDI-CAL BILLIN,HOLDING	BL-DU78418 STATE OF CA MEDI-CAL CK30-452344 SEQ027055810	CR		826.00
(005794) 01-5640-0-5001-0000-8290-200-0000	MEDI-CAL BILLIN,ALL OTHEI	BL-DU78418 STATE OF CA MEDI-CAL CK30-452344 SEQ027055810	DR		826.00
		Net increase to Appropriations		**.00**	**1,652.00**

JE # **BR21-01305** JE Trans Date 05/25/2021 JE Posted 05/26/2021 Comment BL-DU78827

Account	Description	Comment		From	To
(005805) 01-5640-0-5001-2110-4399-200-0000	MEDI-CAL BILLIN,HOLDING	BL-DU78827 STATE OF CA MEDI-CAL CK30-466796 SEQ027070182	CR		8,871.00
(005794) 01-5640-0-5001-0000-8290-200-0000	MEDI-CAL BILLIN,ALL OTHEI	BL-DU78827 STATE OF CA MEDI-CAL CK30-466796 SEQ027070182	DR		8,871.00
		Net increase to Appropriations		**.00**	**17,742.00**
	Fund 01, Resource 5640 Net Increase in Estimated Fund Balanc		**0.00**		

Fund **01**, Resource **6010**

JE # **BR21-01174** JE Trans Date 04/28/2021 JE Posted 04/28/2021 Comment BL-GAEL ASES EWRS 26692,26695,26700,26713,26727

Account	Description	Comment		From	To
(005929) 01-6010-0-1110-1000-2130-424-0000	AFTER-SCHOOL ED,CLASS		CR		2,276.00
(005936) 01-6010-0-1110-1000-3312-424-0000	AFTER-SCHOOL ED,FICA:CL		CR		142.00
(005939) 01-6010-0-1110-1000-3332-424-0000	AFTER-SCHOOL ED,MEDICA		CR		33.00
(005943) 01-6010-0-1110-1000-3502-424-0000	AFTER-SCHOOL ED,STATE		CR		2.00
(005946) 01-6010-0-1110-1000-3602-424-0000	AFTER-SCHOOL ED,WORKE		CR		45.00
(005950) 01-6010-0-1110-1000-4400-424-0000	AFTER-SCHOOL ED,NON-CA		DR	2,498.00	

Account	Description	Comment		From	To
Fund **01**, Resource **6010** (continued)					
				2,498.00	**2,498.00**
JE # **BR21-01238** JE Trans Date 05/17/2021 JE Posted 05/17/2021 Comment FL-EWR 27352 PAVLAK, JESSICA/27350 GREGOIRE, PA					
(005928) 01- 6010- 0- 1110- 1000- 2130- 421- 0000	AFTER-SCHOOL ED,CLASS	FL-EWR 27352 PAVLAK, JESSICA PARAED.	CR		1,474.00
(005928) 01- 6010- 0- 1110- 1000- 2130- 421- 0000	AFTER-SCHOOL ED,CLASS	FL-EWR 27350 GREGOIRE, PAULA PARAED.	CR		1,166.00
(005932) 01- 6010- 0- 1110- 1000- 3202- 421- 0000	AFTER-SCHOOL ED,PERS:C	FL-EWR 27350/27352 PARAEDUCATORS	CR		605.00
(005935) 01- 6010- 0- 1110- 1000- 3312- 421- 0000	AFTER-SCHOOL ED,FICA:CL	FL-EWR 27350/27352 PARAEDUCATORS	CR		164.00
(005938) 01- 6010- 0- 1110- 1000- 3332- 421- 0000	AFTER-SCHOOL ED,MEDICA	FL-EWR 27350/27352 PARAEDUCATORS	CR		39.00
(005942) 01- 6010- 0- 1110- 1000- 3502- 421- 0000	AFTER-SCHOOL ED,STATE I	FL-EWR 27350/27352 PARAEDUCATORS	CR		33.00
(005945) 01- 6010- 0- 1110- 1000- 3602- 421- 0000	AFTER-SCHOOL ED,WORKE	FL-EWR 27350/27352 PARAEDUCATORS	CR		54.00
(005948) 01- 6010- 0- 1110- 1000- 4300- 421- 0000	AFTER-SCHOOL ED,MATERI	FL-EWR 27350/27352 PARAEDUCATORS	DR	3,535.00	
				3,535.00	**3,535.00**
JE # **BR21-01297** JE Trans Date 05/24/2021 JE Posted 05/24/2021 Comment BD-CORRECTING EWR BUDGET					
(005894) 01- 6010- 0- 0000- 2490- 2290- 424- 0000	AFTER-SCHOOL ED,CLASS		CR		2,812.00
(019892) 01- 6010- 0- 0000- 2490- 3202- 424- 0000	AFTER-SCHOOL ED,PERS:C		CR		582.00
(005897) 01- 6010- 0- 0000- 2490- 3312- 424- 0000	AFTER-SCHOOL ED,FICA:CL		CR		174.00
(005899) 01- 6010- 0- 0000- 2490- 3332- 424- 0000	AFTER-SCHOOL ED,MEDICA		CR		41.00
(005901) 01- 6010- 0- 0000- 2490- 3502- 424- 0000	AFTER-SCHOOL ED,STATE I		CR		2.00
(005903) 01- 6010- 0- 0000- 2490- 3602- 424- 0000	AFTER-SCHOOL ED,WORKE		CR		56.00
(005908) 01- 6010- 0- 0000- 2495- 2290- 424- 0000	AFTER-SCHOOL ED,CLASS		DR	2,812.00	
(005910) 01- 6010- 0- 0000- 2495- 3202- 424- 0000	AFTER-SCHOOL ED,PERS:C		DR	582.00	
(005912) 01- 6010- 0- 0000- 2495- 3312- 424- 0000	AFTER-SCHOOL ED,FICA:CL		DR	120.00	
(005914) 01- 6010- 0- 0000- 2495- 3332- 424- 0000	AFTER-SCHOOL ED,MEDICA		DR	28.00	
(005917) 01- 6010- 0- 0000- 2495- 3502- 424- 0000	AFTER-SCHOOL ED,STATE I		DR	2.00	
(005919) 01- 6010- 0- 0000- 2495- 3602- 424- 0000	AFTER-SCHOOL ED,WORKE		DR	39.00	
(005933) 01- 6010- 0- 1110- 1000- 3202- 424- 0000	AFTER-SCHOOL ED,PERS:C		CR		262.00
(005950) 01- 6010- 0- 1110- 1000- 4400- 424- 0000	AFTER-SCHOOL ED,NON-CA		DR	346.00	

Selection Grouped by Org, Fiscal Year, JE# - Sorted by JE Item #, (Org = 14, JE Type = R, Starting Transaction Date = 4/27/2021, Ending Transaction Date = 5/31/2021, Unposted JEs? = N, End Bud Bal? = N, JE# Page Break? = N, Description? = A, Recap? = N)

Account	Description	Comment		From	To
Fund **01**, Resource **6010** (continued)					
				3,929.00	**3,929.00**
	Fund 01, Resource 6010 Net Increase in Estimated Fund Balanc		**0.00**		
Fund **01**, Resource **6300**					
JE # **BR21-01276**	JE Trans Date 05/21/2021	JE Posted 05/21/2021	Comment BD-CPM LICENSES		
(006168) 01- 6300- 0- 1110- 1000- 5800- 530- 0000	LOTTERY:INSTRUC,PROF/C		CR		4,500.00
(006147) 01- 6300- 0- 1110- 1000- 4200- 530- 0000	LOTTERY:INSTRUC,BOOKS		DR	3,400.00	
(006188) 01- 6300- 0- 1200- 1000- 4200- 534- 0000	LOTTERY:INSTRUC,BOOKS		DR	1,100.00	
				4,500.00	**4,500.00**
	Fund 01, Resource 6300 Net Increase in Estimated Fund Balanc		**0.00**		
Fund **01**, Resource **6387**					
JE # **BR21-01223**	JE Trans Date 05/13/2021	JE Posted 05/13/2021	Comment JB-WOODSHOP EQUIP		
(011177) 01- 6387- 0- 6000- 1000- 6400- 434- 0000	CAREER TECHNICA,EQUIPM		CR		4,000.00
(006244) 01- 6387- 0- 6000- 1000- 4300- 434- 0000	CAREER TECHNICA,MATER		CR		1,000.00
(006248) 01- 6387- 0- 6000- 1000- 4400- 434- 0000	CAREER TECHNICA,NON-C/		DR	5,000.00	
				5,000.00	**5,000.00**
JE # **BR21-01246**	JE Trans Date 05/18/2021	JE Posted 05/18/2021	Comment 2020-21 TA CERT 1X		
(014266) 01- 6387- 0- 6000- 1000- 1100- 433- 0000	CAREER TECHNICA,CERT:T	BD-1X BONUS OFF SS	CR		200.00
(006232) 01- 6387- 0- 6000- 1000- 1100- 434- 0000	CAREER TECHNICA,CERT:T	BD-1X BONUS OFF SS	CR		400.00
(014267) 01- 6387- 0- 6000- 1000- 3101- 433- 0000	CAREER TECHNICA,STRS:C	BD-1X BONUS OFF SS	CR		32.00
(006236) 01- 6387- 0- 6000- 1000- 3101- 434- 0000	CAREER TECHNICA,STRS:C	BD-1X BONUS OFF SS	CR		65.00
(014272) 01- 6387- 0- 6000- 1000- 3331- 433- 0000	CAREER TECHNICA,MEDIC/	BD-1X BONUS OFF SS	CR		3.00
(006237) 01- 6387- 0- 6000- 1000- 3331- 434- 0000	CAREER TECHNICA,MEDIC/	BD-1X BONUS OFF SS	CR		6.00
(014274) 01- 6387- 0- 6000- 1000- 3501- 433- 0000	CAREER TECHNICA,STATE	BD-1X BONUS OFF SS	CR		3.00
(006239) 01- 6387- 0- 6000- 1000- 3501- 434- 0000	CAREER TECHNICA,STATE	BD-1X BONUS OFF SS	CR		4.00
(014275) 01- 6387- 0- 6000- 1000- 3601- 433- 0000	CAREER TECHNICA,WORKE	BD-1X BONUS OFF SS	CR		4.00
(006240) 01- 6387- 0- 6000- 1000- 3601- 434- 0000	CAREER TECHNICA,WORKE	BD-1X BONUS OFF SS	CR		8.00
(017748) 01- 6387- 0- 6000- 3110- 1200- 830- 0000	CAREER TECHNICA,CERT:P	BD-1X BONUS OFF SS	CR		1,000.00
(017749) 01- 6387- 0- 6000- 3110- 3101- 830- 0000	CAREER TECHNICA,STRS:C	BD-1X BONUS OFF SS	CR		162.00
(017754) 01- 6387- 0- 6000- 3110- 3331- 830- 0000	CAREER TECHNICA,MEDIC/	BD-1X BONUS OFF SS	CR		15.00
(017756) 01- 6387- 0- 6000- 3110- 3501- 830- 0000	CAREER TECHNICA,STATE	BD-1X BONUS OFF SS	CR		12.00
(017757) 01- 6387- 0- 6000- 3110- 3601- 830- 0000	CAREER TECHNICA,WORKE	BD-1X BONUS OFF SS	CR		20.00
(006242) 01- 6387- 0- 6000- 1000- 4300- 430- 0000	CAREER TECHNICA,MATER	BD-1X BONUS OFF SS	DR	1,934.00	

Account	Description	Comment		From	To
Fund **01**, Resource **6387** (continued)					
				1,934.00	**1,934.00**
JE # **BR21-01252** JE Trans Date 05/19/2021	JE Posted 05/19/2021	Comment JL-Correct Indirects			
(006257) 01- 6387- 0- 6000- 7210- 7310- 430- 0000	CAREER TECHNICA,XFER:IN		CR		11,708.00
(006242) 01- 6387- 0- 6000- 1000- 4300- 430- 0000	CAREER TECHNICA,MATER		DR	11,708.00	
				11,708.00	**11,708.00**
JE # **BR21-01265** JE Trans Date 05/19/2021	JE Posted 05/19/2021	Comment JL-Correct Indirects			
(006257) 01- 6387- 0- 6000- 7210- 7310- 430- 0000	CAREER TECHNICA,XFER:IN		DR	524.00	
(023955) 01- 6387- 0- 6000- 1000- 4400- 430- 0000	CAREER TECHNICA,NON-CA		CR		524.00
				524.00	**524.00**
JE # **BR21-01274** JE Trans Date 05/21/2021	JE Posted 05/21/2021	Comment BD-WOODSHOP EQUIP			
(006248) 01- 6387- 0- 6000- 1000- 4400- 434- 0000	CAREER TECHNICA,NON-CA		CR		4,000.00
(011177) 01- 6387- 0- 6000- 1000- 6400- 434- 0000	CAREER TECHNICA,EQUIPM		DR	4,000.00	
				4,000.00	**4,000.00**
JE # **BR21-01287** JE Trans Date 05/21/2021	JE Posted 05/21/2021	Comment BD-REIMBURSEMENT CTE			
(006242) 01- 6387- 0- 6000- 1000- 4300- 430- 0000	CAREER TECHNICA,MATER		DR	125.00	
(006250) 01- 6387- 0- 6000- 1000- 5200- 430- 0000	CAREER TECHNICA,TRAVEL		CR		125.00
				125.00	**125.00**
	Fund 01, Resource 6387 Net Increase in Estimated Fund Balanc		**0.00**		
Fund **01**, Resource **6500**					
JE # **BR21-01190** JE Trans Date 05/05/2021	JE Posted 05/05/2021	Comment JL-Adjust to 20-21 SpEd Estimated Actuals Projections			
(006277) 01- 6500- 0- 5001- 0000- 8792- 220- 0000	SE:STATE LOCAL,APPORT X		DR		169,666.00
(006279) 01- 6500- 0- 5001- 0000- 8980- 220- 0000	SE:STATE LOCAL,CONTRI F		CR	169,666.00	
(006278) 01- 6500- 0- 5001- 0000- 8792- 230- 0000	SE:STATE LOCAL,APPORT X		DR		153,694.00
(006280) 01- 6500- 0- 5001- 0000- 8980- 230- 0000	SE:STATE LOCAL,CONTRI F		CR	153,694.00	
				323,360.00	**323,360.00**
JE # **BR21-01191** JE Trans Date 05/06/2021	JE Posted 05/06/2021	Comment JL-Lower Unused Budgets per SpEd			
(006875) 01- 6500- 0- 5770- 1180- 5100- 220- 0000	SE:STATE LOCAL ,SUBAGRE		DR	38,268.00	

Account	Description	Comment	From	To
Fund **01**, Resource **6500** (continued)				
(continued) JE # **BR21-01191** JE Trans Date 05/06/2021 JE Posted 05/06/2021 Comment JL-Lower Unused Budgets per SpEd				
(022863) 01- 6500- 0- 5770- 2700- 5100- 220- 0000	SE:STATE LOCAL,SUBAGRE	DR	1,250.00	
(016391) 01- 6500- 0- 5770- 1110- 5800- 220- 0000	SE:STATE LOCAL ,PROF/CO	DR	69.00	
(006877) 01- 6500- 0- 5770- 1180- 5800- 220- 0000	SE:STATE LOCAL ,PROF/CO	DR	197,869.00	
(006998) 01- 6500- 0- 5770- 2700- 5800- 220- 0000	SE:STATE LOCAL ,PROF/CO	DR	11,633.00	
(006279) 01- 6500- 0- 5001- 0000- 8980- 220- 0000	SE:STATE LOCAL,CONTRI F	CR	258,457.00	
(006398) 01- 6500- 0- 5001- 7210- 7310- 220- 0000	SE:STATE LOCAL,XFER:IND	DR	9,368.00	
		Net decrease to Appropriations	**516,914.00**	**.00**
JE # **BR21-01227** JE Trans Date 05/14/2021 JE Posted 05/14/2021 Comment JL-Set up ESY budget through June 30				
(006671) 01- 6500- 0- 5750- 1180- 5100- 230- 0000	SE:STATE LOCAL ,SUBAGRE	CR		21,370.00
(006674) 01- 6500- 0- 5750- 1180- 5800- 230- 0000	SE:STATE LOCAL ,PROF/CO	DR	54,766.00	
(006672) 01- 6500- 0- 5750- 1180- 5800- 220- 0000	SE:STATE LOCAL ,PROF/CO	CR		14,470.00
(025667) 01- 6500- 0- 5750- 1110- 5800- 205- 0000	SE:STATE LOCAL,PROF/COI	CR		8,610.00
(006669) 01- 6500- 0- 5750- 1110- 5800- 250- 0000	SE:STATE LOCAL ,PROF/CO	CR		15,990.00
(025668) 01- 6500- 0- 5770- 1180- 5800- 205- 0000	SE:STATE LOCAL,PROF/COI	CR		42,252.00
(006879) 01- 6500- 0- 5770- 1180- 5800- 250- 0000	SE:STATE LOCAL ,PROF/CO	CR		31,544.00
(006492) 01- 6500- 0- 5750- 1110- 1130- 205- 0000	SE:STATE LOCAL ,CERT SAI	CR		21,403.00
(006525) 01- 6500- 0- 5750- 1110- 3101- 205- 0000	SE:STATE LOCAL ,STRS:CEI	CR		3,457.00
(006570) 01- 6500- 0- 5750- 1110- 3331- 205- 0000	SE:STATE LOCAL ,MEDICAR	CR		310.00
(006601) 01- 6500- 0- 5750- 1110- 3501- 205- 0000	SE:STATE LOCAL ,STATE UI	CR		11.00
(006622) 01- 6500- 0- 5750- 1110- 3601- 205- 0000	SE:STATE LOCAL ,WORKER	CR		419.00
(006496) 01- 6500- 0- 5750- 1110- 1130- 250- 0000	SE:STATE LOCAL ,CERT SAI	CR		21,403.00
(006538) 01- 6500- 0- 5750- 1110- 3101- 250- 0000	SE:STATE LOCAL ,STRS:CEI	CR		3,457.00
(006583) 01- 6500- 0- 5750- 1110- 3331- 250- 0000	SE:STATE LOCAL ,MEDICAR	CR		310.00
(006614) 01- 6500- 0- 5750- 1110- 3501- 250- 0000	SE:STATE LOCAL ,STATE UI	CR		11.00
(006635) 01- 6500- 0- 5750- 1110- 3601- 250- 0000	SE:STATE LOCAL ,WORKER	CR		419.00
(006279) 01- 6500- 0- 5001- 0000- 8980- 220- 0000	SE:STATE LOCAL,CONTRI F	DR		94,997.00
(006280) 01- 6500- 0- 5001- 0000- 8980- 230- 0000	SE:STATE LOCAL,CONTRI F	DR		40,021.00
(006398) 01- 6500- 0- 5001- 7210- 7310- 220- 0000	SE:STATE LOCAL,XFER:IND	CR		4,065.00
(006399) 01- 6500- 0- 5001- 7210- 7310- 230- 0000	SE:STATE LOCAL,XFER:IND	CR		283.00
		Net increase to Appropriations	**54,766.00**	**324,802.00**
JE # **BR21-01246** JE Trans Date 05/18/2021 JE Posted 05/18/2021 Comment 2020-21 TA CERT 1X				
(006630) 01- 6500- 0- 5750- 1110- 3601- 232- 0000	SE:STATE LOCAL ,WORKER BD-1X BONUS OFF SS	CR		40.00
(006631) 01- 6500- 0- 5750- 1110- 3601- 233- 0000	SE:STATE LOCAL ,WORKER BD-1X BONUS OFF SS	CR		20.00

Selection Grouped by Org, Fiscal Year, JE# - Sorted by JE Item #, (Org = 14, JE Type = R, Starting Transaction Date = 4/27/2021, Ending Transaction Date = 5/31/2021, Unposted JEs? = N, End Bud Bal? = N, JE# Page Break? = N, Description? = A, Recap? = N)

	Account	Description	Comment	From	To
Fund **01**, Resource **6500** (continued)					
(continued)	JE # **BR21-01246** JE Trans Date 05/18/2021 JE Posted 05/18/2021 Comment 2020-21 TA CERT 1X				
(006632)	01- 6500- 0- 5750- 1110- 3601- 233- SAI L	SE:STATE LOCAL ,WORKER BD-1X BONUS OFF SS		CR	60.00
(006633)	01- 6500- 0- 5750- 1110- 3601- 234- 0000	SE:STATE LOCAL ,WORKER BD-1X BONUS OFF SS		CR	40.00
(006634)	01- 6500- 0- 5750- 1110- 3601- 235- 0000	SE:STATE LOCAL ,WORKER BD-1X BONUS OFF SS		CR	40.00
(019055)	01- 6500- 0- 5750- 1120- 1100- 235- 0000	SE:STATE LOCAL,CERT:TEA BD-1X BONUS OFF SS		CR	1,000.00
(019056)	01- 6500- 0- 5750- 1120- 3101- 235- 0000	SE:STATE LOCAL,STRS:CEF BD-1X BONUS OFF SS		CR	162.00
(019061)	01- 6500- 0- 5750- 1120- 3331- 235- 0000	SE:STATE LOCAL,MEDICARI BD-1X BONUS OFF SS		CR	15.00
(019063)	01- 6500- 0- 5750- 1120- 3501- 235- 0000	SE:STATE LOCAL,STATE UN BD-1X BONUS OFF SS		CR	12.00
(019064)	01- 6500- 0- 5750- 1120- 3601- 235- 0000	SE:STATE LOCAL,WORKERS BD-1X BONUS OFF SS		CR	20.00
(020942)	01- 6500- 0- 5750- 1190- 1100- 227- 0000	SE:STATE LOCAL,CERT:TEA BD-1X BONUS OFF SS		CR	400.00
(020943)	01- 6500- 0- 5750- 1190- 3101- 227- 0000	SE:STATE LOCAL,STRS:CEF BD-1X BONUS OFF SS		CR	65.00
(020948)	01- 6500- 0- 5750- 1190- 3331- 227- 0000	SE:STATE LOCAL,MEDICARI BD-1X BONUS OFF SS		CR	6.00
(020950)	01- 6500- 0- 5750- 1190- 3501- 227- 0000	SE:STATE LOCAL,STATE UN BD-1X BONUS OFF SS		CR	5.00
(020951)	01- 6500- 0- 5750- 1190- 3601- 227- 0000	SE:STATE LOCAL,WORKERS BD-1X BONUS OFF SS		CR	8.00
(006684)	01- 6500- 0- 5750- 3120- 1200- 220- 0000	SE:STATE LOCAL ,CERT:PU BD-1X BONUS OFF SS		CR	1,000.00
(006686)	01- 6500- 0- 5750- 3120- 3101- 220- 0000	SE:STATE LOCAL ,STRS:CE BD-1X BONUS OFF SS		CR	162.00
(006687)	01- 6500- 0- 5750- 3120- 3331- 220- 0000	SE:STATE LOCAL ,MEDICAR BD-1X BONUS OFF SS		CR	15.00
(006689)	01- 6500- 0- 5750- 3120- 3501- 220- 0000	SE:STATE LOCAL ,STATE U BD-1X BONUS OFF SS		CR	12.00
(006690)	01- 6500- 0- 5750- 3120- 3601- 220- 0000	SE:STATE LOCAL ,WORKER BD-1X BONUS OFF SS		CR	20.00
(020952)	01- 6500- 0- 5750- 3150- 1200- 227- 0000	SE:STATE LOCAL,CERT:PUF BD-1X BONUS OFF SS		CR	100.00
(020953)	01- 6500- 0- 5750- 3150- 3101- 227- 0000	SE:STATE LOCAL,STRS:CEF BD-1X BONUS OFF SS		CR	16.00
(020958)	01- 6500- 0- 5750- 3150- 3331- 227- 0000	SE:STATE LOCAL,MEDICARI BD-1X BONUS OFF SS		CR	1.00
(020960)	01- 6500- 0- 5750- 3150- 3501- 227- 0000	SE:STATE LOCAL,STATE UN BD-1X BONUS OFF SS		CR	1.00
(020961)	01- 6500- 0- 5750- 3150- 3601- 227- 0000	SE:STATE LOCAL,WORKERS BD-1X BONUS OFF SS		CR	2.00
(006726)	01- 6500- 0- 5770- 1110- 1100- 200- 0000	SE:STATE LOCAL ,CERT:TE BD-1X BONUS OFF SS		CR	2,000.00
(006728)	01- 6500- 0- 5770- 1110- 3101- 200- 0000	SE:STATE LOCAL ,STRS:CE BD-1X BONUS OFF SS		CR	323.00
(006729)	01- 6500- 0- 5770- 1110- 3331- 200- 0000	SE:STATE LOCAL ,MEDICAR BD-1X BONUS OFF SS		CR	29.00
(006731)	01- 6500- 0- 5770- 1110- 3501- 200- 0000	SE:STATE LOCAL ,STATE U BD-1X BONUS OFF SS		CR	24.00
(006732)	01- 6500- 0- 5770- 1110- 3601- 200- 0000	SE:STATE LOCAL ,WORKER BD-1X BONUS OFF SS		CR	40.00
(006735)	01- 6500- 0- 5770- 1120- 1100- 200- 0000	SE:STATE LOCAL ,CERT:TE BD-1X BONUS OFF SS		CR	200.00
(019045)	01- 6500- 0- 5770- 1120- 1100- 221- 0000	SE:STATE LOCAL,CERT:TEA BD-1X BONUS OFF SS		CR	1,000.00
(006736)	01- 6500- 0- 5770- 1120- 1100- 223- 0000	SE:STATE LOCAL ,CERT:TE BD-1X BONUS OFF SS		CR	2,000.00
(006737)	01- 6500- 0- 5770- 1120- 1100- 224- 0000	SE:STATE LOCAL ,CERT:TE BD-1X BONUS OFF SS		CR	800.00
(006738)	01- 6500- 0- 5770- 1120- 1100- 225- 0000	SE:STATE LOCAL ,CERT:TE BD-1X BONUS OFF SS		CR	1,500.00
(006739)	01- 6500- 0- 5770- 1120- 1100- 227- 0000	SE:STATE LOCAL ,CERT:TE BD-1X BONUS OFF SS		CR	360.00
(006740)	01- 6500- 0- 5770- 1120- 1100- 231- 0000	SE:STATE LOCAL ,CERT:TE BD-1X BONUS OFF SS		CR	2,200.00
(006741)	01- 6500- 0- 5770- 1120- 1100- 232- 0000	SE:STATE LOCAL ,CERT:TE BD-1X BONUS OFF SS		CR	3,000.00

Fund **01**, Resource **6500** (continued)

(continued) JE # **BR21-01246** JE Trans Date 05/18/2021 JE Posted 05/18/2021 Comment 2020-21 TA CERT 1X

	Account	Description	Comment	From	To
(006742)	01- 6500- 0- 5770- 1120- 1100- 233- 0000	SE:STATE LOCAL ,CERT:TE/ BD-1X BONUS OFF SS	CR		3,500.00
(006743)	01- 6500- 0- 5770- 1120- 1100- 234- 0000	SE:STATE LOCAL ,CERT:TE/ BD-1X BONUS OFF SS	CR		3,000.00
(006744)	01- 6500- 0- 5770- 1120- 1100- 235- 0000	SE:STATE LOCAL ,CERT:TE/ BD-1X BONUS OFF SS	CR		3,000.00
(006745)	01- 6500- 0- 5770- 1120- 1100- 238- 0000	SE:STATE LOCAL ,CERT:TE/ BD-1X BONUS OFF SS	CR		1,000.00
(006746)	01- 6500- 0- 5770- 1120- 1100- 239- 0000	SE:STATE LOCAL ,CERT:TE/ BD-1X BONUS OFF SS	CR		500.00
(006777)	01- 6500- 0- 5770- 1120- 3101- 200- 0000	SE:STATE LOCAL ,STRS:CEI BD-1X BONUS OFF SS	CR		32.00
(019046)	01- 6500- 0- 5770- 1120- 3101- 221- 0000	SE:STATE LOCAL,STRS:CEF BD-1X BONUS OFF SS	CR		162.00
(006778)	01- 6500- 0- 5770- 1120- 3101- 223- 0000	SE:STATE LOCAL ,STRS:CEI BD-1X BONUS OFF SS	CR		323.00
(006779)	01- 6500- 0- 5770- 1120- 3101- 224- 0000	SE:STATE LOCAL ,STRS:CEI BD-1X BONUS OFF SS	CR		129.00
(006780)	01- 6500- 0- 5770- 1120- 3101- 225- 0000	SE:STATE LOCAL ,STRS:CEI BD-1X BONUS OFF SS	CR		242.00
(006781)	01- 6500- 0- 5770- 1120- 3101- 227- 0000	SE:STATE LOCAL ,STRS:CEI BD-1X BONUS OFF SS	CR		58.00
(006782)	01- 6500- 0- 5770- 1120- 3101- 231- 0000	SE:STATE LOCAL ,STRS:CEI BD-1X BONUS OFF SS	CR		355.00
(006783)	01- 6500- 0- 5770- 1120- 3101- 232- 0000	SE:STATE LOCAL ,STRS:CEI BD-1X BONUS OFF SS	CR		484.00
(006784)	01- 6500- 0- 5770- 1120- 3101- 233- 0000	SE:STATE LOCAL ,STRS:CEI BD-1X BONUS OFF SS	CR		565.00
(006785)	01- 6500- 0- 5770- 1120- 3101- 234- 0000	SE:STATE LOCAL ,STRS:CEI BD-1X BONUS OFF SS	CR		484.00
(006786)	01- 6500- 0- 5770- 1120- 3101- 235- 0000	SE:STATE LOCAL ,STRS:CEI BD-1X BONUS OFF SS	CR		484.00
(006787)	01- 6500- 0- 5770- 1120- 3101- 238- 0000	SE:STATE LOCAL ,STRS:CEI BD-1X BONUS OFF SS	CR		162.00
(006788)	01- 6500- 0- 5770- 1120- 3101- 239- 0000	SE:STATE LOCAL ,STRS:CEI BD-1X BONUS OFF SS	CR		81.00
(006803)	01- 6500- 0- 5770- 1120- 3331- 200- 0000	SE:STATE LOCAL ,MEDICAR BD-1X BONUS OFF SS	CR		3.00
(019051)	01- 6500- 0- 5770- 1120- 3331- 221- 0000	SE:STATE LOCAL,MEDICARI BD-1X BONUS OFF SS	CR		15.00
(006804)	01- 6500- 0- 5770- 1120- 3331- 223- 0000	SE:STATE LOCAL ,MEDICAR BD-1X BONUS OFF SS	CR		29.00
(006805)	01- 6500- 0- 5770- 1120- 3331- 224- 0000	SE:STATE LOCAL ,MEDICAR BD-1X BONUS OFF SS	CR		12.00
(006806)	01- 6500- 0- 5770- 1120- 3331- 225- 0000	SE:STATE LOCAL ,MEDICAR BD-1X BONUS OFF SS	CR		22.00
(006807)	01- 6500- 0- 5770- 1120- 3331- 227- 0000	SE:STATE LOCAL ,MEDICAR BD-1X BONUS OFF SS	CR		5.00
(006808)	01- 6500- 0- 5770- 1120- 3331- 231- 0000	SE:STATE LOCAL ,MEDICAR BD-1X BONUS OFF SS	CR		32.00
(006809)	01- 6500- 0- 5770- 1120- 3331- 232- 0000	SE:STATE LOCAL ,MEDICAR BD-1X BONUS OFF SS	CR		43.00
(006810)	01- 6500- 0- 5770- 1120- 3331- 233- 0000	SE:STATE LOCAL ,MEDICAR BD-1X BONUS OFF SS	CR		51.00
(006811)	01- 6500- 0- 5770- 1120- 3331- 234- 0000	SE:STATE LOCAL ,MEDICAR BD-1X BONUS OFF SS	CR		43.00
(006812)	01- 6500- 0- 5770- 1120- 3331- 235- 0000	SE:STATE LOCAL ,MEDICAR BD-1X BONUS OFF SS	CR		43.00
(006813)	01- 6500- 0- 5770- 1120- 3331- 238- 0000	SE:STATE LOCAL ,MEDICAR BD-1X BONUS OFF SS	CR		15.00
(006814)	01- 6500- 0- 5770- 1120- 3331- 239- 0000	SE:STATE LOCAL ,MEDICAR BD-1X BONUS OFF SS	CR		7.00
(006828)	01- 6500- 0- 5770- 1120- 3501- 200- 0000	SE:STATE LOCAL ,STATE UI BD-1X BONUS OFF SS	CR		2.00
(019053)	01- 6500- 0- 5770- 1120- 3501- 221- 0000	SE:STATE LOCAL,STATE UN BD-1X BONUS OFF SS	CR		12.00
(006829)	01- 6500- 0- 5770- 1120- 3501- 223- 0000	SE:STATE LOCAL ,STATE UI BD-1X BONUS OFF SS	CR		25.00
(006830)	01- 6500- 0- 5770- 1120- 3501- 224- 0000	SE:STATE LOCAL ,STATE UI BD-1X BONUS OFF SS	CR		9.00
(006831)	01- 6500- 0- 5770- 1120- 3501- 225- 0000	SE:STATE LOCAL ,STATE UI BD-1X BONUS OFF SS	CR		18.00

Fund **01**, Resource **6500** (continued)

(continued) JE # **BR21-01246** JE Trans Date 05/18/2021 JE Posted 05/18/2021 Comment 2020-21 TA CERT 1X

	Account	Description	Comment	From	To
(006832)	01- 6500- 0- 5770- 1120- 3501- 227- 0000	SE:STATE LOCAL ,STATE UI BD-1X BONUS OFF SS	CR		4.00
(006833)	01- 6500- 0- 5770- 1120- 3501- 231- 0000	SE:STATE LOCAL ,STATE UI BD-1X BONUS OFF SS	CR		27.00
(006834)	01- 6500- 0- 5770- 1120- 3501- 232- 0000	SE:STATE LOCAL ,STATE UI BD-1X BONUS OFF SS	CR		37.00
(006835)	01- 6500- 0- 5770- 1120- 3501- 233- 0000	SE:STATE LOCAL ,STATE UI BD-1X BONUS OFF SS	CR		43.00
(006836)	01- 6500- 0- 5770- 1120- 3501- 234- 0000	SE:STATE LOCAL ,STATE UI BD-1X BONUS OFF SS	CR		37.00
(006837)	01- 6500- 0- 5770- 1120- 3501- 235- 0000	SE:STATE LOCAL ,STATE UI BD-1X BONUS OFF SS	CR		37.00
(006838)	01- 6500- 0- 5770- 1120- 3501- 238- 0000	SE:STATE LOCAL ,STATE UI BD-1X BONUS OFF SS	CR		12.00
(006839)	01- 6500- 0- 5770- 1120- 3501- 239- 0000	SE:STATE LOCAL ,STATE UI BD-1X BONUS OFF SS	CR		6.00
(006841)	01- 6500- 0- 5770- 1120- 3601- 200- 0000	SE:STATE LOCAL ,WORKER BD-1X BONUS OFF SS	CR		4.00
(019054)	01- 6500- 0- 5770- 1120- 3601- 221- 0000	SE:STATE LOCAL,WORKERS BD-1X BONUS OFF SS	CR		20.00
(006842)	01- 6500- 0- 5770- 1120- 3601- 223- 0000	SE:STATE LOCAL ,WORKER BD-1X BONUS OFF SS	CR		40.00
(006843)	01- 6500- 0- 5770- 1120- 3601- 224- 0000	SE:STATE LOCAL ,WORKER BD-1X BONUS OFF SS	CR		16.00
(006844)	01- 6500- 0- 5770- 1120- 3601- 225- 0000	SE:STATE LOCAL ,WORKER BD-1X BONUS OFF SS	CR		30.00
(006845)	01- 6500- 0- 5770- 1120- 3601- 227- 0000	SE:STATE LOCAL ,WORKER BD-1X BONUS OFF SS	CR		7.00
(006846)	01- 6500- 0- 5770- 1120- 3601- 231- 0000	SE:STATE LOCAL ,WORKER BD-1X BONUS OFF SS	CR		44.00
(006847)	01- 6500- 0- 5770- 1120- 3601- 232- 0000	SE:STATE LOCAL ,WORKER BD-1X BONUS OFF SS	CR		60.00
(006848)	01- 6500- 0- 5770- 1120- 3601- 233- 0000	SE:STATE LOCAL ,WORKER BD-1X BONUS OFF SS	CR		70.00
(006849)	01- 6500- 0- 5770- 1120- 3601- 234- 0000	SE:STATE LOCAL ,WORKER BD-1X BONUS OFF SS	CR		60.00
(006850)	01- 6500- 0- 5770- 1120- 3601- 235- 0000	SE:STATE LOCAL ,WORKER BD-1X BONUS OFF SS	CR		60.00
(006851)	01- 6500- 0- 5770- 1120- 3601- 238- 0000	SE:STATE LOCAL ,WORKER BD-1X BONUS OFF SS	CR		20.00
(006852)	01- 6500- 0- 5770- 1120- 3601- 239- 0000	SE:STATE LOCAL ,WORKER BD-1X BONUS OFF SS	CR		10.00
(006881)	01- 6500- 0- 5770- 1190- 1100- 200- 0000	SE:STATE LOCAL ,CERT:TE/ BD-1X BONUS OFF SS	CR		1,320.00
(006882)	01- 6500- 0- 5770- 1190- 1100- 220- 0000	SE:STATE LOCAL ,CERT:TE/ BD-1X BONUS OFF SS	CR		1,000.00
(006883)	01- 6500- 0- 5770- 1190- 1100- 221- 0000	SE:STATE LOCAL ,CERT:TE/ BD-1X BONUS OFF SS	CR		1,100.00
(006885)	01- 6500- 0- 5770- 1190- 1100- 223- 0000	SE:STATE LOCAL ,CERT:TE/ BD-1X BONUS OFF SS	CR		840.00
(006886)	01- 6500- 0- 5770- 1190- 1100- 224- 0000	SE:STATE LOCAL ,CERT:TE/ BD-1X BONUS OFF SS	CR		1,100.00
(006887)	01- 6500- 0- 5770- 1190- 1100- 227- 0000	SE:STATE LOCAL ,CERT:TE/ BD-1X BONUS OFF SS	CR		640.00
(006888)	01- 6500- 0- 5770- 1190- 1100- 230- 0000	SE:STATE LOCAL ,CERT:TE/ BD-1X BONUS OFF SS	CR		3,200.00
(006889)	01- 6500- 0- 5770- 1190- 1100- 231- 0000	SE:STATE LOCAL ,CERT:TE/ BD-1X BONUS OFF SS	CR		400.00
(020992)	01- 6500- 0- 5770- 1190- 1100- 233- 0000	SE:STATE LOCAL,CERT:TEA BD-1X BONUS OFF SS	CR		400.00
(006893)	01- 6500- 0- 5770- 1190- 1100- 235- 0000	SE:STATE LOCAL ,CERT:TE/ BD-1X BONUS OFF SS	CR		400.00
(013607)	01- 6500- 0- 5770- 1190- 1100- 238- 0000	SE:STATE LOCAL ,CERT:TE/ BD-1X BONUS OFF SS	CR		400.00
(006905)	01- 6500- 0- 5770- 1190- 3101- 200- 0000	SE:STATE LOCAL ,STRS:CEI BD-1X BONUS OFF SS	CR		213.00
(006906)	01- 6500- 0- 5770- 1190- 3101- 220- 0000	SE:STATE LOCAL ,STRS:CEI BD-1X BONUS OFF SS	CR		162.00
(006907)	01- 6500- 0- 5770- 1190- 3101- 221- 0000	SE:STATE LOCAL ,STRS:CEI BD-1X BONUS OFF SS	CR		178.00
(006909)	01- 6500- 0- 5770- 1190- 3101- 223- 0000	SE:STATE LOCAL ,STRS:CEI BD-1X BONUS OFF SS	CR		136.00

Fund **01**, Resource **6500** (continued)

(continued) JE # **BR21-01246** JE Trans Date 05/18/2021 JE Posted 05/18/2021 Comment 2020-21 TA CERT 1X

	Account	Description	Comment	From	To
(006910)	01- 6500- 0- 5770- 1190- 3101- 224- 0000	SE:STATE LOCAL ,STRS:CEI	BD-1X BONUS OFF SS	CR	178.00
(006911)	01- 6500- 0- 5770- 1190- 3101- 227- 0000	SE:STATE LOCAL ,STRS:CEI	BD-1X BONUS OFF SS	CR	103.00
(006912)	01- 6500- 0- 5770- 1190- 3101- 230- 0000	SE:STATE LOCAL ,STRS:CEI	BD-1X BONUS OFF SS	CR	517.00
(006913)	01- 6500- 0- 5770- 1190- 3101- 231- 0000	SE:STATE LOCAL ,STRS:CEI	BD-1X BONUS OFF SS	CR	65.00
(020993)	01- 6500- 0- 5770- 1190- 3101- 233- 0000	SE:STATE LOCAL,STRS:CEF	BD-1X BONUS OFF SS	CR	65.00
(006917)	01- 6500- 0- 5770- 1190- 3101- 235- 0000	SE:STATE LOCAL ,STRS:CEI	BD-1X BONUS OFF SS	CR	65.00
(013608)	01- 6500- 0- 5770- 1190- 3101- 238- 0000	SE:STATE LOCAL ,STRS:CEI	BD-1X BONUS OFF SS	CR	65.00
(006923)	01- 6500- 0- 5770- 1190- 3331- 200- 0000	SE:STATE LOCAL ,MEDICAR	BD-1X BONUS OFF SS	CR	19.00
(006924)	01- 6500- 0- 5770- 1190- 3331- 220- 0000	SE:STATE LOCAL ,MEDICAR	BD-1X BONUS OFF SS	CR	15.00
(006925)	01- 6500- 0- 5770- 1190- 3331- 221- 0000	SE:STATE LOCAL ,MEDICAR	BD-1X BONUS OFF SS	CR	16.00
(006927)	01- 6500- 0- 5770- 1190- 3331- 223- 0000	SE:STATE LOCAL ,MEDICAR	BD-1X BONUS OFF SS	CR	12.00
(006928)	01- 6500- 0- 5770- 1190- 3331- 224- 0000	SE:STATE LOCAL ,MEDICAR	BD-1X BONUS OFF SS	CR	16.00
(016373)	01- 6500- 0- 5770- 1190- 3331- 227- 0000	SE:STATE LOCAL ,MEDICAR	BD-1X BONUS OFF SS	CR	9.00
(006929)	01- 6500- 0- 5770- 1190- 3331- 230- 0000	SE:STATE LOCAL ,MEDICAR	BD-1X BONUS OFF SS	CR	46.00
(006930)	01- 6500- 0- 5770- 1190- 3331- 231- 0000	SE:STATE LOCAL ,MEDICAR	BD-1X BONUS OFF SS	CR	6.00
(020998)	01- 6500- 0- 5770- 1190- 3331- 233- 0000	SE:STATE LOCAL,MEDICARI	BD-1X BONUS OFF SS	CR	6.00
(006934)	01- 6500- 0- 5770- 1190- 3331- 235- 0000	SE:STATE LOCAL ,MEDICAR	BD-1X BONUS OFF SS	CR	6.00
(013609)	01- 6500- 0- 5770- 1190- 3331- 238- 0000	SE:STATE LOCAL ,MEDICAR	BD-1X BONUS OFF SS	CR	6.00
(006949)	01- 6500- 0- 5770- 1190- 3501- 200- 0000	SE:STATE LOCAL ,STATE UI	BD-1X BONUS OFF SS	CR	16.00
(006950)	01- 6500- 0- 5770- 1190- 3501- 220- 0000	SE:STATE LOCAL ,STATE UI	BD-1X BONUS OFF SS	CR	11.00
(006951)	01- 6500- 0- 5770- 1190- 3501- 221- 0000	SE:STATE LOCAL ,STATE UI	BD-1X BONUS OFF SS	CR	13.00
(006953)	01- 6500- 0- 5770- 1190- 3501- 223- 0000	SE:STATE LOCAL ,STATE UI	BD-1X BONUS OFF SS	CR	10.00
(006954)	01- 6500- 0- 5770- 1190- 3501- 224- 0000	SE:STATE LOCAL ,STATE UI	BD-1X BONUS OFF SS	CR	13.00
(006955)	01- 6500- 0- 5770- 1190- 3501- 227- 0000	SE:STATE LOCAL ,STATE UI	BD-1X BONUS OFF SS	CR	8.00
(006956)	01- 6500- 0- 5770- 1190- 3501- 230- 0000	SE:STATE LOCAL ,STATE UI	BD-1X BONUS OFF SS	CR	39.00
(006957)	01- 6500- 0- 5770- 1190- 3501- 231- 0000	SE:STATE LOCAL ,STATE UI	BD-1X BONUS OFF SS	CR	5.00
(021000)	01- 6500- 0- 5770- 1190- 3501- 233- 0000	SE:STATE LOCAL,STATE UN	BD-1X BONUS OFF SS	CR	5.00
(006961)	01- 6500- 0- 5770- 1190- 3501- 235- 0000	SE:STATE LOCAL ,STATE UI	BD-1X BONUS OFF SS	CR	5.00
(013610)	01- 6500- 0- 5770- 1190- 3501- 238- 0000	SE:STATE LOCAL ,STATE UI	BD-1X BONUS OFF SS	CR	5.00
(006963)	01- 6500- 0- 5770- 1190- 3601- 200- 0000	SE:STATE LOCAL ,WORKER	BD-1X BONUS OFF SS	CR	26.00
(006964)	01- 6500- 0- 5770- 1190- 3601- 220- 0000	SE:STATE LOCAL ,WORKER	BD-1X BONUS OFF SS	CR	20.00
(006965)	01- 6500- 0- 5770- 1190- 3601- 221- 0000	SE:STATE LOCAL ,WORKER	BD-1X BONUS OFF SS	CR	22.00
(006967)	01- 6500- 0- 5770- 1190- 3601- 223- 0000	SE:STATE LOCAL ,WORKER	BD-1X BONUS OFF SS	CR	17.00
(006968)	01- 6500- 0- 5770- 1190- 3601- 224- 0000	SE:STATE LOCAL ,WORKER	BD-1X BONUS OFF SS	CR	22.00
(006969)	01- 6500- 0- 5770- 1190- 3601- 227- 0000	SE:STATE LOCAL ,WORKER	BD-1X BONUS OFF SS	CR	13.00
(006970)	01- 6500- 0- 5770- 1190- 3601- 230- 0000	SE:STATE LOCAL ,WORKER	BD-1X BONUS OFF SS	CR	64.00

Fund **01**, Resource **6500** (continued)

(continued) JE # **BR21-01246** JE Trans Date 05/18/2021 JE Posted 05/18/2021 Comment 2020-21 TA CERT 1X

	Account	Description	Comment	From	To
(006971)	01- 6500- 0- 5770- 1190- 3601- 231- 0000	SE:STATE LOCAL ,WORKER BD-1X BONUS OFF SS	CR		8.00
(021001)	01- 6500- 0- 5770- 1190- 3601- 233- 0000	SE:STATE LOCAL,WORKERS BD-1X BONUS OFF SS	CR		8.00
(006975)	01- 6500- 0- 5770- 1190- 3601- 235- 0000	SE:STATE LOCAL ,WORKER BD-1X BONUS OFF SS	CR		8.00
(013611)	01- 6500- 0- 5770- 1190- 3601- 238- 0000	SE:STATE LOCAL ,WORKER BD-1X BONUS OFF SS	CR		8.00
(007024)	01- 6500- 0- 5770- 3150- 1200- 200- 0000	SE:STATE LOCAL ,CERT:PU BD-1X BONUS OFF SS	CR		80.00
(007026)	01- 6500- 0- 5770- 3150- 1200- 221- 0000	SE:STATE LOCAL ,CERT:PU BD-1X BONUS OFF SS	CR		400.00
(007028)	01- 6500- 0- 5770- 3150- 1200- 223- 0000	SE:STATE LOCAL ,CERT:PU BD-1X BONUS OFF SS	CR		260.00
(007029)	01- 6500- 0- 5770- 3150- 1200- 224- 0000	SE:STATE LOCAL ,CERT:PU BD-1X BONUS OFF SS	CR		300.00
(007030)	01- 6500- 0- 5770- 3150- 1200- 227- 0000	SE:STATE LOCAL ,CERT:PU BD-1X BONUS OFF SS	CR		160.00
(007032)	01- 6500- 0- 5770- 3150- 1200- 231- 0000	SE:STATE LOCAL ,CERT:PU BD-1X BONUS OFF SS	CR		100.00
(007034)	01- 6500- 0- 5770- 3150- 1200- 232- 0000	SE:STATE LOCAL ,CERT:PU BD-1X BONUS OFF SS	CR		300.00
(021002)	01- 6500- 0- 5770- 3150- 1200- 233- 0000	SE:STATE LOCAL,CERT:PUF BD-1X BONUS OFF SS	CR		100.00
(020982)	01- 6500- 0- 5770- 3150- 1200- 234- 0000	SE:STATE LOCAL,CERT:PUF BD-1X BONUS OFF SS	CR		200.00
(007036)	01- 6500- 0- 5770- 3150- 1200- 235- 0000	SE:STATE LOCAL ,CERT:PU BD-1X BONUS OFF SS	CR		100.00
(007037)	01- 6500- 0- 5770- 3150- 1200- 238- 0000	SE:STATE LOCAL ,CERT:PU BD-1X BONUS OFF SS	CR		100.00
(007045)	01- 6500- 0- 5770- 3150- 3101- 200- 0000	SE:STATE LOCAL ,STRS:CEI BD-1X BONUS OFF SS	CR		13.00
(007047)	01- 6500- 0- 5770- 3150- 3101- 221- 0000	SE:STATE LOCAL ,STRS:CEI BD-1X BONUS OFF SS	CR		65.00
(007049)	01- 6500- 0- 5770- 3150- 3101- 223- 0000	SE:STATE LOCAL ,STRS:CEI BD-1X BONUS OFF SS	CR		42.00
(007050)	01- 6500- 0- 5770- 3150- 3101- 224- 0000	SE:STATE LOCAL ,STRS:CEI BD-1X BONUS OFF SS	CR		49.00
(007051)	01- 6500- 0- 5770- 3150- 3101- 227- 0000	SE:STATE LOCAL ,STRS:CEI BD-1X BONUS OFF SS	CR		26.00
(007053)	01- 6500- 0- 5770- 3150- 3101- 231- 0000	SE:STATE LOCAL ,STRS:CEI BD-1X BONUS OFF SS	CR		16.00
(007055)	01- 6500- 0- 5770- 3150- 3101- 232- 0000	SE:STATE LOCAL ,STRS:CEI BD-1X BONUS OFF SS	CR		48.00
(021003)	01- 6500- 0- 5770- 3150- 3101- 233- 0000	SE:STATE LOCAL,STRS:CEF BD-1X BONUS OFF SS	CR		16.00
(020983)	01- 6500- 0- 5770- 3150- 3101- 234- 0000	SE:STATE LOCAL,STRS:CEF BD-1X BONUS OFF SS	CR		32.00
(007057)	01- 6500- 0- 5770- 3150- 3101- 235- 0000	SE:STATE LOCAL ,STRS:CEI BD-1X BONUS OFF SS	CR		16.00
(013612)	01- 6500- 0- 5770- 3150- 3101- 238- 0000	SE:STATE LOCAL ,STRS:CEI BD-1X BONUS OFF SS	CR		16.00
(007062)	01- 6500- 0- 5770- 3150- 3331- 200- 0000	SE:STATE LOCAL ,MEDICAR BD-1X BONUS OFF SS	CR		1.00
(007063)	01- 6500- 0- 5770- 3150- 3331- 221- 0000	SE:STATE LOCAL ,MEDICAR BD-1X BONUS OFF SS	CR		5.00
(007065)	01- 6500- 0- 5770- 3150- 3331- 223- 0000	SE:STATE LOCAL ,MEDICAR BD-1X BONUS OFF SS	CR		4.00
(007066)	01- 6500- 0- 5770- 3150- 3331- 224- 0000	SE:STATE LOCAL ,MEDICAR BD-1X BONUS OFF SS	CR		5.00
(007067)	01- 6500- 0- 5770- 3150- 3331- 227- 0000	SE:STATE LOCAL ,MEDICAR BD-1X BONUS OFF SS	CR		2.00
(007069)	01- 6500- 0- 5770- 3150- 3331- 231- 0000	SE:STATE LOCAL ,MEDICAR BD-1X BONUS OFF SS	CR		1.00
(007071)	01- 6500- 0- 5770- 3150- 3331- 232- 0000	SE:STATE LOCAL ,MEDICAR BD-1X BONUS OFF SS	CR		4.00
(021008)	01- 6500- 0- 5770- 3150- 3331- 233- 0000	SE:STATE LOCAL,MEDICARI BD-1X BONUS OFF SS	CR		1.00
(020988)	01- 6500- 0- 5770- 3150- 3331- 234- 0000	SE:STATE LOCAL,MEDICARI BD-1X BONUS OFF SS	CR		3.00
(007073)	01- 6500- 0- 5770- 3150- 3331- 235- 0000	SE:STATE LOCAL ,MEDICAR BD-1X BONUS OFF SS	CR		1.00

Fund **01**, Resource **6500** (continued)

(continued) JE # **BR21-01246** JE Trans Date 05/18/2021 JE Posted 05/18/2021 Comment 2020-21 TA CERT 1X

	Account	Description	Comment		From	To
(007074)	01- 6500- 0- 5770- 3150- 3331- 238- 0000	SE:STATE LOCAL ,MEDICAR	BD-1X BONUS OFF SS	CR		1.00
(007090)	01- 6500- 0- 5770- 3150- 3501- 200- 0000	SE:STATE LOCAL ,STATE UI	BD-1X BONUS OFF SS	CR		1.00
(007092)	01- 6500- 0- 5770- 3150- 3501- 221- 0000	SE:STATE LOCAL ,STATE UI	BD-1X BONUS OFF SS	CR		5.00
(007094)	01- 6500- 0- 5770- 3150- 3501- 223- 0000	SE:STATE LOCAL ,STATE UI	BD-1X BONUS OFF SS	CR		3.00
(007095)	01- 6500- 0- 5770- 3150- 3501- 224- 0000	SE:STATE LOCAL ,STATE UI	BD-1X BONUS OFF SS	CR		3.00
(007096)	01- 6500- 0- 5770- 3150- 3501- 227- 0000	SE:STATE LOCAL ,STATE UI	BD-1X BONUS OFF SS	CR		2.00
(007098)	01- 6500- 0- 5770- 3150- 3501- 231- 0000	SE:STATE LOCAL ,STATE UI	BD-1X BONUS OFF SS	CR		1.00
(007100)	01- 6500- 0- 5770- 3150- 3501- 232- 0000	SE:STATE LOCAL ,STATE UI	BD-1X BONUS OFF SS	CR		4.00
(021010)	01- 6500- 0- 5770- 3150- 3501- 233- 0000	SE:STATE LOCAL,STATE UN	BD-1X BONUS OFF SS	CR		1.00
(020990)	01- 6500- 0- 5770- 3150- 3501- 234- 0000	SE:STATE LOCAL,STATE UN	BD-1X BONUS OFF SS	CR		2.00
(007102)	01- 6500- 0- 5770- 3150- 3501- 235- 0000	SE:STATE LOCAL ,STATE UI	BD-1X BONUS OFF SS	CR		1.00
(007103)	01- 6500- 0- 5770- 3150- 3501- 238- 0000	SE:STATE LOCAL ,STATE UI	BD-1X BONUS OFF SS	CR		1.00
(007105)	01- 6500- 0- 5770- 3150- 3601- 200- 0000	SE:STATE LOCAL ,WORKER	BD-1X BONUS OFF SS	CR		2.00
(007107)	01- 6500- 0- 5770- 3150- 3601- 221- 0000	SE:STATE LOCAL ,WORKER	BD-1X BONUS OFF SS	CR		8.00
(007109)	01- 6500- 0- 5770- 3150- 3601- 223- 0000	SE:STATE LOCAL ,WORKER	BD-1X BONUS OFF SS	CR		5.00
(007110)	01- 6500- 0- 5770- 3150- 3601- 224- 0000	SE:STATE LOCAL ,WORKER	BD-1X BONUS OFF SS	CR		6.00
(007111)	01- 6500- 0- 5770- 3150- 3601- 227- 0000	SE:STATE LOCAL ,WORKER	BD-1X BONUS OFF SS	CR		3.00
(007113)	01- 6500- 0- 5770- 3150- 3601- 231- 0000	SE:STATE LOCAL ,WORKER	BD-1X BONUS OFF SS	CR		2.00
(007115)	01- 6500- 0- 5770- 3150- 3601- 232- 0000	SE:STATE LOCAL ,WORKER	BD-1X BONUS OFF SS	CR		6.00
(021011)	01- 6500- 0- 5770- 3150- 3601- 233- 0000	SE:STATE LOCAL,WORKERS	BD-1X BONUS OFF SS	CR		2.00
(020991)	01- 6500- 0- 5770- 3150- 3601- 234- 0000	SE:STATE LOCAL,WORKERS	BD-1X BONUS OFF SS	CR		4.00
(007117)	01- 6500- 0- 5770- 3150- 3601- 235- 0000	SE:STATE LOCAL ,WORKER	BD-1X BONUS OFF SS	CR		2.00
(007118)	01- 6500- 0- 5770- 3150- 3601- 238- 0000	SE:STATE LOCAL ,WORKER	BD-1X BONUS OFF SS	CR		2.00
(006537)	01- 6500- 0- 5750- 1110- 3101- 235- 0000	SE:STATE LOCAL ,STRS:CEI	BD-1X BONUS OFF SS	CR		323.00
(006280)	01- 6500- 0- 5001- 0000- 8980- 230- 0000	SE:STATE LOCAL,CONTRI F	BD-1X BONUS OFF SS	DR		28,189.00
(006279)	01- 6500- 0- 5001- 0000- 8980- 220- 0000	SE:STATE LOCAL,CONTRI F	BD-1X BONUS OFF SS	DR		20,006.00
			Net increase to Appropriations		**.00**	**96,390.00**

JE # **BR21-01252** JE Trans Date 05/19/2021 JE Posted 05/19/2021 Comment JL-Correct Indirects

(006398)	01- 6500- 0- 5001- 7210- 7310- 220- 0000	SE:STATE LOCAL,XFER:IND		CR		793.00
(006399)	01- 6500- 0- 5001- 7210- 7310- 230- 0000	SE:STATE LOCAL,XFER:IND		CR		6,460.00
(006279)	01- 6500- 0- 5001- 0000- 8980- 220- 0000	SE:STATE LOCAL,CONTRI F		DR		793.00
(006280)	01- 6500- 0- 5001- 0000- 8980- 230- 0000	SE:STATE LOCAL,CONTRI F		DR		6,460.00
			Net increase to Appropriations		**.00**	**14,506.00**

Account	Description	Comment	From	To
Fund **01**, Resource **6500** (continued)				
JE # **BR21-01268** JE Trans Date 05/20/2021 JE Posted 05/20/2021 Comment BD-FC-TO COVER ESY CLAS MATERIALS				
(006669) 01- 6500- 0- 5750- 1110- 5800- 250- 0000	SE:STATE LOCAL ,PROF/CO	DR	401.00	
(006658) 01- 6500- 0- 5750- 1110- 4300- 250- 0000	SE:STATE LOCAL ,MATERIA	CR		401.00
(025667) 01- 6500- 0- 5750- 1110- 5800- 205- 0000	SE:STATE LOCAL,PROF/COI	DR	801.00	
(006648) 01- 6500- 0- 5750- 1110- 4300- 205- 0000	SE:STATE LOCAL ,MATERIA	CR		801.00
			1,202.00	**1,202.00**
JE # **BR21-01278** JE Trans Date 05/21/2021 JE Posted 05/21/2021 Comment JL-Add Budget for Learning Loss Expenses				
(025759) 01- 6500- 0- 5770- 1190- 5800- 230- 0000	SE:STATE LOCAL,PROF/COI	CR		13,450.00
(006399) 01- 6500- 0- 5001- 7210- 7310- 230- 0000	SE:STATE LOCAL,XFER:IND	CR		601.00
(006280) 01- 6500- 0- 5001- 0000- 8980- 230- 0000	SE:STATE LOCAL,CONTRI F	DR		14,051.00
		Net increase to Appropriations	**.00**	**28,102.00**
JE # **BR21-01301** JE Trans Date 05/26/2021 JE Posted 05/26/2021 Comment BD-EWR 27784				
(006401) 01- 6500- 0- 5730- 1110- 1130- 205- 0000	SE:STATE LOCAL,CERT SAL	CR		3,816.00
(006404) 01- 6500- 0- 5730- 1110- 3101- 205- 0000	SE:STATE LOCAL,STRS:CEF	CR		616.00
(006407) 01- 6500- 0- 5730- 1110- 3331- 205- 0000	SE:STATE LOCAL,MEDICARI	CR		55.00
(006409) 01- 6500- 0- 5730- 1110- 3501- 205- 0000	SE:STATE LOCAL,STATE UN	CR		2.00
(006411) 01- 6500- 0- 5730- 1110- 3601- 205- 0000	SE:STATE LOCAL,WORKERS	CR		77.00
(006492) 01- 6500- 0- 5750- 1110- 1130- 205- 0000	SE:STATE LOCAL ,CERT SAI	DR	4,566.00	
			4,566.00	**4,566.00**
JE # **BR21-01302** JE Trans Date 05/26/2021 JE Posted 05/26/2021 Comment BD-EWR 27872				
(025747) 01- 6500- 0- 5770- 1190- 1130- 250- 0000	SE:STATE LOCAL,CERT SAL	CR		504.00
(025748) 01- 6500- 0- 5770- 1190- 3101- 250- 0000	SE:STATE LOCAL,STRS:CEF	CR		81.00
(025753) 01- 6500- 0- 5770- 1190- 3331- 250- 0000	SE:STATE LOCAL,MEDICARI	CR		7.00
(025755) 01- 6500- 0- 5770- 1190- 3501- 250- 0000	SE:STATE LOCAL,STATE UN	CR		1.00
(025756) 01- 6500- 0- 5770- 1190- 3601- 250- 0000	SE:STATE LOCAL,WORKERS	CR		10.00
(006496) 01- 6500- 0- 5750- 1110- 1130- 250- 0000	SE:STATE LOCAL ,CERT SAI	DR	603.00	
			603.00	**603.00**
	Fund 01, Resource 6500 Net Increase in Estimated Fund Balanc	**0.00**		
Fund **01**, Resource **6512**				
JE # **BR21-01234** JE Trans Date 05/17/2021 JE Posted 05/17/2021 Comment JL-Add Budget for 6512 0080 mgmt for 19/20 Mental Health				

Account	Description	Comment	From	To
Fund **01**, Resource **6512**				
(continued) JE # **BR21-01234** JE Trans Date 05/17/2021 JE Posted 05/17/2021 Comment JL-Add Budget for 6512 0080 mgmt for 19/20 Mental Health				
(007133) 01- 6512- 0- 5001- 0000- 8590- 230- 0080	SE:MENTAL HEALT,ALL OTH	DR		34,964.00
(007143) 01- 6512- 0- 5750- 1180- 5800- 230- 0080	SE:MENTAL HEALT,PROF/C(	CR		33,468.00
(007225) 01- 6512- 0- 5750- 7210- 7310- 230- 0000	SE:MENTAL HEALT,XFER:IN	CR		1,496.00
		Net increase to Appropriations	**.00**	**69,928.00**
	Fund 01, Resource 6512 Net Increase in Estimated Fund Balanc	**0.00**		
Fund **01**, Resource **6546**				
JE # **BR21-01190** JE Trans Date 05/05/2021 JE Posted 05/05/2021 Comment JL-Adjust to 20-21 SpEd Estimated Actuals Projections				
(023100) 01- 6546- 0- 5750- 0000- 8590- 220- 0000	MNTL HLTH 20-21,ALL OTHE	CR	9,149.00	
(023087) 01- 6546- 0- 5750- 3110- 2230- 200- 0000	MNTL HLTH 20-21,CLASS PU	DR	2,687.00	
(023107) 01- 6546- 0- 5750- 7210- 7310- 220- 0000	MNTL HLTH 20-21,XFER:IND	DR	40.00	
(023098) 01- 6546- 0- 5001- 0000- 8980- 220- 0000	MNTL HLTH 20-21,CONTRI F	DR		8,240.00
(023101) 01- 6546- 0- 5750- 0000- 8590- 230- 0000	MNTL HLTH 20-21,ALL OTHE	DR		35,440.00
(023099) 01- 6546- 0- 5001- 0000- 8980- 230- 0000	MNTL HLTH 20-21,CONTRI F	CR	35,742.00	
(023108) 01- 6546- 0- 5750- 7210- 7310- 230- 0000	MNTL HLTH 20-21,XFER:IND	CR		1,516.00
		Net decrease to Appropriations	**47,618.00**	**45,196.00**
JE # **BR21-01219** JE Trans Date 05/12/2021 JE Posted 05/12/2021 Comment JL-Correct Indirects for Res 6546				
(023107) 01- 6546- 0- 5750- 7210- 7310- 220- 0000	MNTL HLTH 20-21,XFER:IND	DR	2.00	
(023102) 01- 6546- 0- 5750- 3110- 4300- 220- 0000	MNTL HLTH 20-21,MATERIAL	CR		2.00
(023108) 01- 6546- 0- 5750- 7210- 7310- 230- 0000	MNTL HLTH 20-21,XFER:IND	DR	657.00	
(023105) 01- 6546- 0- 5750- 3110- 5200- 230- 0000	MNTL HLTH 20-21,TRAVEL &	CR		657.00
			659.00	**659.00**
JE # **BR21-01246** JE Trans Date 05/18/2021 JE Posted 05/18/2021 Comment 2020-21 TA CERT 1X				
(022995) 01- 6546- 0- 5750- 3120- 1200- 221- 0000	MNTL HLTH 20-21,CERT:PUF BD-1X BONUS OFF SS	CR		150.00
(023006) 01- 6546- 0- 5750- 3120- 1200- 221- SAI L	MNTL HLTH 20-21,CERT:PUF BD-1X BONUS OFF SS	CR		40.00
(023016) 01- 6546- 0- 5750- 3120- 1200- 224- 0000	MNTL HLTH 20-21,CERT:PUF BD-1X BONUS OFF SS	CR		300.00
(023026) 01- 6546- 0- 5750- 3120- 1200- 227- 0000	MNTL HLTH 20-21,CERT:PUF BD-1X BONUS OFF SS	CR		600.00
(023036) 01- 6546- 0- 5750- 3120- 1200- 230- 0000	MNTL HLTH 20-21,CERT:PUF BD-1X BONUS OFF SS	CR		167.00
(023046) 01- 6546- 0- 5750- 3120- 1200- 231- SAI L	MNTL HLTH 20-21,CERT:PUF BD-1X BONUS OFF SS	CR		40.00
(023056) 01- 6546- 0- 5750- 3120- 1200- 233- SAI L	MNTL HLTH 20-21,CERT:PUF BD-1X BONUS OFF SS	CR		120.00
(023066) 01- 6546- 0- 5750- 3120- 1200- 238- 0000	MNTL HLTH 20-21,CERT:PUF BD-1X BONUS OFF SS	CR		300.00
(022997) 01- 6546- 0- 5750- 3120- 3101- 221- 0000	MNTL HLTH 20-21,STRS:CEF BD-1X BONUS OFF SS	CR		24.00

Selection Grouped by Org, Fiscal Year, JE# - Sorted by JE Item #, (Org = 14, JE Type = R, Starting Transaction Date = 4/27/2021, Ending Transaction Date = 5/31/2021, Unposted JEs? = N, End Bud Bal? = N, JE# Page Break? = N, Description? = A, Recap? = N)

Account	Description	Comment	From	To
Fund **01**, Resource **6546** (continued)				
(continued) JE # **BR21-01246** JE Trans Date 05/18/2021 JE Posted 05/18/2021 Comment 2020-21 TA CERT 1X				
(023007) 01- 6546- 0- 5750- 3120- 3101- 221- SAI L	MNTL HLTH 20-21,STRS:CEF	BD-1X BONUS OFF SS	CR	6.00
(023017) 01- 6546- 0- 5750- 3120- 3101- 224- 0000	MNTL HLTH 20-21,STRS:CEF	BD-1X BONUS OFF SS	CR	48.00
(023027) 01- 6546- 0- 5750- 3120- 3101- 227- 0000	MNTL HLTH 20-21,STRS:CEF	BD-1X BONUS OFF SS	CR	97.00
(023037) 01- 6546- 0- 5750- 3120- 3101- 230- 0000	MNTL HLTH 20-21,STRS:CEF	BD-1X BONUS OFF SS	CR	28.00
(023047) 01- 6546- 0- 5750- 3120- 3101- 231- SAI L	MNTL HLTH 20-21,STRS:CEF	BD-1X BONUS OFF SS	CR	6.00
(023057) 01- 6546- 0- 5750- 3120- 3101- 233- SAI L	MNTL HLTH 20-21,STRS:CEF	BD-1X BONUS OFF SS	CR	19.00
(023067) 01- 6546- 0- 5750- 3120- 3101- 238- 0000	MNTL HLTH 20-21,STRS:CEF	BD-1X BONUS OFF SS	CR	48.00
(023002) 01- 6546- 0- 5750- 3120- 3331- 221- 0000	MNTL HLTH 20-21,MEDICAR	BD-1X BONUS OFF SS	CR	2.00
(023012) 01- 6546- 0- 5750- 3120- 3331- 221- SAI L	MNTL HLTH 20-21,MEDICAR	BD-1X BONUS OFF SS	CR	1.00
(023022) 01- 6546- 0- 5750- 3120- 3331- 224- 0000	MNTL HLTH 20-21,MEDICAR	BD-1X BONUS OFF SS	CR	4.00
(023032) 01- 6546- 0- 5750- 3120- 3331- 227- 0000	MNTL HLTH 20-21,MEDICAR	BD-1X BONUS OFF SS	CR	9.00
(023042) 01- 6546- 0- 5750- 3120- 3331- 230- 0000	MNTL HLTH 20-21,MEDICAR	BD-1X BONUS OFF SS	CR	2.00
(023052) 01- 6546- 0- 5750- 3120- 3331- 231- SAI L	MNTL HLTH 20-21,MEDICAR	BD-1X BONUS OFF SS	CR	1.00
(023062) 01- 6546- 0- 5750- 3120- 3331- 233- SAI L	MNTL HLTH 20-21,MEDICAR	BD-1X BONUS OFF SS	CR	2.00
(023072) 01- 6546- 0- 5750- 3120- 3331- 238- 0000	MNTL HLTH 20-21,MEDICAR	BD-1X BONUS OFF SS	CR	4.00
(023004) 01- 6546- 0- 5750- 3120- 3501- 221- 0000	MNTL HLTH 20-21,STATE UN	BD-1X BONUS OFF SS	CR	2.00
(023014) 01- 6546- 0- 5750- 3120- 3501- 221- SAI L	MNTL HLTH 20-21,STATE UN	BD-1X BONUS OFF SS	CR	1.00
(023024) 01- 6546- 0- 5750- 3120- 3501- 224- 0000	MNTL HLTH 20-21,STATE UN	BD-1X BONUS OFF SS	CR	4.00
(023034) 01- 6546- 0- 5750- 3120- 3501- 227- 0000	MNTL HLTH 20-21,STATE UN	BD-1X BONUS OFF SS	CR	7.00
(023044) 01- 6546- 0- 5750- 3120- 3501- 230- 0000	MNTL HLTH 20-21,STATE UN	BD-1X BONUS OFF SS	CR	2.00
(023054) 01- 6546- 0- 5750- 3120- 3501- 231- SAI L	MNTL HLTH 20-21,STATE UN	BD-1X BONUS OFF SS	CR	1.00
(023064) 01- 6546- 0- 5750- 3120- 3501- 233- SAI L	MNTL HLTH 20-21,STATE UN	BD-1X BONUS OFF SS	CR	1.00
(023074) 01- 6546- 0- 5750- 3120- 3501- 238- 0000	MNTL HLTH 20-21,STATE UN	BD-1X BONUS OFF SS	CR	4.00
(023005) 01- 6546- 0- 5750- 3120- 3601- 221- 0000	MNTL HLTH 20-21,WORKERS	BD-1X BONUS OFF SS	CR	3.00
(023015) 01- 6546- 0- 5750- 3120- 3601- 221- SAI L	MNTL HLTH 20-21,WORKERS	BD-1X BONUS OFF SS	CR	1.00
(023025) 01- 6546- 0- 5750- 3120- 3601- 224- 0000	MNTL HLTH 20-21,WORKERS	BD-1X BONUS OFF SS	CR	6.00
(023035) 01- 6546- 0- 5750- 3120- 3601- 227- 0000	MNTL HLTH 20-21,WORKERS	BD-1X BONUS OFF SS	CR	12.00
(023045) 01- 6546- 0- 5750- 3120- 3601- 230- 0000	MNTL HLTH 20-21,WORKERS	BD-1X BONUS OFF SS	CR	3.00
(023055) 01- 6546- 0- 5750- 3120- 3601- 231- SAI L	MNTL HLTH 20-21,WORKERS	BD-1X BONUS OFF SS	CR	1.00
(023065) 01- 6546- 0- 5750- 3120- 3601- 233- SAI L	MNTL HLTH 20-21,WORKERS	BD-1X BONUS OFF SS	CR	2.00
(023075) 01- 6546- 0- 5750- 3120- 3601- 238- 0000	MNTL HLTH 20-21,WORKERS	BD-1X BONUS OFF SS	CR	6.00
(023076) 01- 6546- 0- 5770- 1190- 1100- 230- 0000	MNTL HLTH 20-21,CERT:TEA	BD-1X BONUS OFF SS	CR	1,000.00
(023077) 01- 6546- 0- 5770- 1190- 3101- 230- 0000	MNTL HLTH 20-21,STRS:CEF	BD-1X BONUS OFF SS	CR	162.00
(023082) 01- 6546- 0- 5770- 1190- 3331- 230- 0000	MNTL HLTH 20-21,MEDICAR	BD-1X BONUS OFF SS	CR	15.00
(023084) 01- 6546- 0- 5770- 1190- 3501- 230- 0000	MNTL HLTH 20-21,STATE UN	BD-1X BONUS OFF SS	CR	12.00
(023085) 01- 6546- 0- 5770- 1190- 3601- 230- 0000	MNTL HLTH 20-21,WORKERS	BD-1X BONUS OFF SS	CR	20.00

Effective 04/27/2021 through 05/28/2021 — **Fiscal Year 2021**

Account	Description	Comment		From	To
Fund **01**, Resource **6546** (continued)					
(continued) JE # **BR21-01246** JE Trans Date 05/18/2021 JE Posted 05/18/2021 Comment 2020-21 TA CERT 1X					
(023099) 01- 6546- 0- 5001- 0000- 8980- 230- 0000	MNTL HLTH 20-21,CONTRI F BD-1X BONUS OFF SS		DR		1,966.00
(023098) 01- 6546- 0- 5001- 0000- 8980- 220- 0000	MNTL HLTH 20-21,CONTRI F BD-1X BONUS OFF SS		DR		1,317.00
		Net increase to Appropriations		**.00**	**6,566.00**
JE # **BR21-01252** JE Trans Date 05/19/2021 JE Posted 05/19/2021 Comment JL-Correct Indirects					
(023107) 01- 6546- 0- 5750- 7210- 7310- 220- 0000	MNTL HLTH 20-21,XFER:IND		CR		56.00
(023108) 01- 6546- 0- 5750- 7210- 7310- 230- 0000	MNTL HLTH 20-21,XFER:IND		CR		84.00
(023102) 01- 6546- 0- 5750- 3110- 4300- 220- 0000	MNTL HLTH 20-21,MATERIAL		DR	56.00	
(023105) 01- 6546- 0- 5750- 3110- 5200- 230- 0000	MNTL HLTH 20-21,TRAVEL &		DR	84.00	
				140.00	**140.00**
	Fund 01, Resource 6546 Net Increase in Estimated Fund Balanc		**0.00**		
Fund **01**, Resource **7420**					
JE # **BR21-01211** JE Trans Date 05/12/2021 JE Posted 05/12/2021 Comment BD-EWR 27196 HOLIDAY					
(025548) 01- 7420- 0- 3300- 3110- 1230- 539- 0000	LEARN LOSS MITI,CERT PUI		CR		1,099.00
(025549) 01- 7420- 0- 3300- 3110- 3101- 539- 0000	LEARN LOSS MITI,STRS:CEI		CR		178.00
(025554) 01- 7420- 0- 3300- 3110- 3331- 539- 0000	LEARN LOSS MITI,MEDICAR		CR		16.00
(025556) 01- 7420- 0- 3300- 3110- 3501- 539- 0000	LEARN LOSS MITI,STATE UN		CR		1.00
(025557) 01- 7420- 0- 3300- 3110- 3601- 539- 0000	LEARN LOSS MITI,WORKER		CR		22.00
(023620) 01- 7420- 0- 3300- 1000- 2130- 539- 0000	LEARN LOSS MITI,CLASS IN		DR	1,316.00	
				1,316.00	**1,316.00**
JE # **BR21-01229** JE Trans Date 05/14/2021 JE Posted 05/14/2021 Comment JL-Remove budget for SpEd					
(022164) 01- 7420- 0- 5770- 1120- 1130- 230- 0000	LEARN LOSS MITI,CERT SAL		DR	2,285.00	
(021117) 01- 7420- 0- 1110- 1000- 4399- 830- 0000	LEARN LOSS MITI,HOLDING		CR		2,285.00
				2,285.00	**2,285.00**
JE # **BR21-01236** JE Trans Date 05/17/2021 JE Posted 05/17/2021 Comment JL-Move SB86 Budgets to Correct Resources					
(024845) 01- 7420- 0- 0000- 8200- 5600- 820- 0000	LEARN LOSS MITI,RENTAL/L		CR		3,816.00
(024846) 01- 7420- 0- 0000- 8200- 5600- 830- 0000	LEARN LOSS MITI,RENTAL/L		CR		7,088.00
(021116) 01- 7420- 0- 1110- 1000- 4399- 820- 0000	LEARN LOSS MITI,HOLDING		DR	3,816.00	
(021117) 01- 7420- 0- 1110- 1000- 4399- 830- 0000	LEARN LOSS MITI,HOLDING		DR	7,088.00	

Selection Grouped by Org, Fiscal Year, JE# - Sorted by JE Item #, (Org = 14, JE Type = R, Starting Transaction Date = 4/27/2021, Ending Transaction Date = 5/31/2021, Unposted JEs? = N, End Bud Bal? = N, JE# Page Break? = N, Description? = A, Recap? = N)

ESCAPE ONLINE

Account	Description	Comment	From	To
Fund **01**, Resource **7420** (continued)				
			10,904.00	**10,904.00**
JE # **BR21-01277** JE Trans Date 05/21/2021 JE Posted 05/21/2021 Comment JL-For Covid Vaccine clinic mileage				
(025757) 01- 7420- 0- 0000- 7400- 5200- 820- 0000	LEARN LOSS MITI,TRAVEL &	CR		68.00
(025758) 01- 7420- 0- 0000- 7400- 5200- 830- 0000	LEARN LOSS MITI,TRAVEL &	CR		126.00
(021116) 01- 7420- 0- 1110- 1000- 4399- 820- 0000	LEARN LOSS MITI,HOLDING	DR	68.00	
(021117) 01- 7420- 0- 1110- 1000- 4399- 830- 0000	LEARN LOSS MITI,HOLDING	DR	126.00	
			194.00	**194.00**
	Fund 01, Resource 7420 Net Increase in Estimated Fund Balanc	**0.00**		
Fund **01**, Resource **7422**				
JE # **BR21-01270** JE Trans Date 05/20/2021 JE Posted 05/20/2021 Comment JL-Adjust budget				
(024586) 01- 7422- 0- 1110- 1000- 4399- 820- 0000	IPI GF,HOLDING ACCOUNT,I	DR	588,174.00	
(024587) 01- 7422- 0- 1110- 1000- 4399- 830- 0000	IPI GF,HOLDING ACCOUNT,I	DR	1,284,843.00	
		Net decrease to Appropriations	**1,873,017.00**	**.00**
	Fund 01, Resource 7422 Net Increase in Estimated Fund Balanc	**1,873,017.00**		
Fund **01**, Resource **7425**				
JE # **BR21-01186** JE Trans Date 05/04/2021 JE Posted 05/04/2021 Comment JL-Add Summer School Budgets for Food Service				
(025321) 01- 7425- 0- 0000- 3700- 2230- 505- 0000	ELO GF,CLASS PUPIL SUP,F	CR		4,032.00
(025331) 01- 7425- 0- 0000- 3700- 2230- 550- 0000	ELO GF,CLASS PUPIL SUP,F	CR		8,064.00
(024582) 01- 7425- 0- 1110- 1000- 4399- 820- 0000	ELO GF,HOLDING ACCOUNT	DR	4,032.00	
(024583) 01- 7425- 0- 1110- 1000- 4399- 830- 0000	ELO GF,HOLDING ACCOUNT	DR	8,064.00	
			12,096.00	**12,096.00**
JE # **BR21-01199** JE Trans Date 05/10/2021 JE Posted 05/10/2021 Comment BD-COVER NEGAVITES				
(025307) 01- 7425- 0- 1115- 1000- 4300- 550- 0000	ELO GF,MATERIALS & SUP,I	CR		1,000.00
(024993) 01- 7425- 0- 1115- 2700- 1330- 550- 0000	ELO GF,CERT SUPRVSR AD	CR		2,025.00
(025019) 01- 7425- 0- 1115- 2700- 2430- 550- 0000	ELO GF,CLASS CLERICAL,S	CR		4,042.00
(024994) 01- 7425- 0- 1115- 2700- 3101- 550- 0000	ELO GF,STRS:CERT,SCHOC	CR		328.00
(024999) 01- 7425- 0- 1115- 2700- 3331- 550- 0000	ELO GF,MEDICARE:CERT,S(	CR		30.00
(025001) 01- 7425- 0- 1115- 2700- 3501- 550- 0000	ELO GF,STATE UNEMPLOYM	CR		2.00
(025002) 01- 7425- 0- 1115- 2700- 3601- 550- 0000	ELO GF,WORKERS' COMP:C	CR		40.00
(024997) 01- 7425- 0- 1115- 2700- 3202- 550- 0000	ELO GF,PERS:CLASSIFIED,S	CR		837.00

Effective 04/27/2021 through 05/28/2021 **Fiscal Year 2021**

Account	Description	Comment	From	To
Fund **01**, Resource **7425** (continued)				
(continued) JE # **BR21-01199** JE Trans Date 05/10/2021 JE Posted 05/10/2021 Comment BD-COVER NEGAVITES				
(025020) 01- 7425- 0- 1115- 2700- 3312- 550- 0000	ELO GF,FICA:CLASS,SCHOC	CR		251.00
(025021) 01- 7425- 0- 1115- 2700- 3332- 550- 0000	ELO GF,MEDICARE:CLASS,S	CR		59.00
(025023) 01- 7425- 0- 1115- 2700- 3502- 550- 0000	ELO GF,STATE UNEMPLOYM	CR		3.00
(025024) 01- 7425- 0- 1115- 2700- 3602- 550- 0000	ELO GF,WORKERS' COMP:C	CR		82.00
(024583) 01- 7425- 0- 1110- 1000- 4399- 830- 0000	ELO GF,HOLDING ACCOUNT	DR	8,699.00	
(025013) 01- 7425- 0- 1115- 2700- 2430- 505- 0000	ELO GF,CLASS CLERICAL,S	CR		5,068.00
(025007) 01- 7425- 0- 1115- 2700- 3202- 505- 0000	ELO GF,PERS:CLASSIFIED,S	CR		1,050.00
(025014) 01- 7425- 0- 1115- 2700- 3312- 505- 0000	ELO GF,FICA:CLASS,SCHOC	CR		315.00
(025015) 01- 7425- 0- 1115- 2700- 3332- 505- 0000	ELO GF,MEDICARE:CLASS,S	CR		74.00
(025017) 01- 7425- 0- 1115- 2700- 3502- 505- 0000	ELO GF,STATE UNEMPLOYM	CR		3.00
(025018) 01- 7425- 0- 1115- 2700- 3602- 505- 0000	ELO GF,WORKERS' COMP:C	CR		102.00
(024582) 01- 7425- 0- 1110- 1000- 4399- 820- 0000	ELO GF,HOLDING ACCOUNT	DR	6,612.00	
			15,311.00	**15,311.00**
JE # **BR21-01214** JE Trans Date 05/12/2021 JE Posted 05/12/2021 Comment BD-COVER NEGATIVES				
(025019) 01- 7425- 0- 1115- 2700- 2430- 550- 0000	ELO GF,CLASS CLERICAL,S	CR		5,713.00
(024997) 01- 7425- 0- 1115- 2700- 3202- 550- 0000	ELO GF,PERS:CLASSIFIED,S	CR		1,183.00
(025020) 01- 7425- 0- 1115- 2700- 3312- 550- 0000	ELO GF,FICA:CLASS,SCHOC	CR		355.00
(025021) 01- 7425- 0- 1115- 2700- 3332- 550- 0000	ELO GF,MEDICARE:CLASS,S	CR		83.00
(025023) 01- 7425- 0- 1115- 2700- 3502- 550- 0000	ELO GF,STATE UNEMPLOYM	CR		3.00
(025024) 01- 7425- 0- 1115- 2700- 3602- 550- 0000	ELO GF,WORKERS' COMP:C	CR		115.00
(024583) 01- 7425- 0- 1110- 1000- 4399- 830- 0000	ELO GF,HOLDING ACCOUNT	DR	7,452.00	
			7,452.00	**7,452.00**
JE # **BR21-01215** JE Trans Date 05/12/2021 JE Posted 05/12/2021 Comment BD-SS PRINCIPAL EWRS				
(024993) 01- 7425- 0- 1115- 2700- 1330- 550- 0000	ELO GF,CERT SUPRVSR AD	CR		24,250.00
(024994) 01- 7425- 0- 1115- 2700- 3101- 550- 0000	ELO GF,STRS:CERT,SCHOC	CR		3,917.00
(024999) 01- 7425- 0- 1115- 2700- 3331- 550- 0000	ELO GF,MEDICARE:CERT,S(	CR		352.00
(025001) 01- 7425- 0- 1115- 2700- 3501- 550- 0000	ELO GF,STATE UNEMPLOYM	CR		13.00
(025002) 01- 7425- 0- 1115- 2700- 3601- 550- 0000	ELO GF,WORKERS' COMP:C	CR		488.00
(024583) 01- 7425- 0- 1110- 1000- 4399- 830- 0000	ELO GF,HOLDING ACCOUNT	DR	29,020.00	
			29,020.00	**29,020.00**
JE # **BR21-01236** JE Trans Date 05/17/2021 JE Posted 05/17/2021 Comment JL-Move SB86 Budgets to Correct Resources				

Selection Grouped by Org, Fiscal Year, JE# - Sorted by JE Item #, (Org = 14, JE Type = R, Starting Transaction Date = 4/27/2021, Ending Transaction Date = 5/31/2021, Unposted JEs? = N, End Bud Bal? = N, JE# Page Break? = N, Description? = A, Recap? = N)

ESCAPE ONLINE

Effective 04/27/2021 through 05/28/2021 **Fiscal Year 2021**

Account	Description	Comment		From	To
Fund **01**, Resource **7425** (continued)					
(continued) JE # **BR21-01236** JE Trans Date 05/17/2021 JE Posted 05/17/2021 Comment JL-Move SB86 Budgets to Correct Resources					
(025696) 01- 7425- 0- 1110- 1000- 4400- 830- 0000	ELO GF,NON-CAPITALIZED,I		CR		9,846.00
(025697) 01- 7425- 0- 5750- 3600- 5600- 048- 0000	ELO GF,RENTAL/LEASE/RE,		CR		6,600.00
(025385) 01- 7425- 0- 1110- 1000- 4300- 820- 0000	ELO GF,MATERIALS & SUP,I		CR		20,895.00
(024582) 01- 7425- 0- 1110- 1000- 4399- 820- 0000	ELO GF,HOLDING ACCOUNT		DR	23,205.00	
(024583) 01- 7425- 0- 1110- 1000- 4399- 830- 0000	ELO GF,HOLDING ACCOUNT		DR	14,136.00	
				37,341.00	**37,341.00**
JE # **BR21-01244** JE Trans Date 05/18/2021 JE Posted 05/18/2021 Comment BD-SUMMER SCHOOL BUDGET					
(024583) 01- 7425- 0- 1110- 1000- 4399- 830- 0000	ELO GF,HOLDING ACCOUNT	BD-SUMMER SCHOOL POS	DR	42,416.00	
(025155) 01- 7425- 0- 1115- 1000- 5800- 550- 0000	ELO GF,PROF/CONSULT SE		CR		2,400.00
(025307) 01- 7425- 0- 1115- 1000- 4300- 550- 0000	ELO GF,MATERIALS & SUP,I		CR		40,016.00
				42,416.00	**42,416.00**
JE # **BR21-01245** JE Trans Date 05/18/2021 JE Posted 05/18/2021 Comment BD-SUMMER SCHOOL BUDGET					
(025052) 01- 7425- 0- 1115- 1000- 3101- 505- 0000	ELO GF,STRS:CERT,INSTRU		CR		1,178.00
(025057) 01- 7425- 0- 1115- 1000- 3331- 505- 0000	ELO GF,MEDICARE:CERT,IN		CR		106.00
(025059) 01- 7425- 0- 1115- 1000- 3501- 505- 0000	ELO GF,STATE UNEMPLOYM		CR		4.00
(025060) 01- 7425- 0- 1115- 1000- 3601- 505- 0000	ELO GF,WORKERS' COMP:C		CR		147.00
(025308) 01- 7425- 0- 1115- 1000- 4300- 505- 0000	ELO GF,MATERIALS & SUP,I		CR		214,145.00
(025003) 01- 7425- 0- 1115- 2700- 1330- 505- 0000	ELO GF,CERT SUPRVSR AD		CR		11,250.00
(025013) 01- 7425- 0- 1115- 2700- 2430- 505- 0000	ELO GF,CLASS CLERICAL,S		CR		3,760.00
(025004) 01- 7425- 0- 1115- 2700- 3101- 505- 0000	ELO GF,STRS:CERT,SCHOO		CR		1,817.00
(025007) 01- 7425- 0- 1115- 2700- 3202- 505- 0000	ELO GF,PERS:CLASSIFIED,S		CR		779.00
(025014) 01- 7425- 0- 1115- 2700- 3312- 505- 0000	ELO GF,FICA:CLASS,SCHOO		CR		233.00
(025009) 01- 7425- 0- 1115- 2700- 3331- 505- 0000	ELO GF,MEDICARE:CERT,SC		CR		163.00
(025015) 01- 7425- 0- 1115- 2700- 3332- 505- 0000	ELO GF,MEDICARE:CLASS,S		CR		54.00
(025011) 01- 7425- 0- 1115- 2700- 3501- 505- 0000	ELO GF,STATE UNEMPLOYM		CR		6.00
(025017) 01- 7425- 0- 1115- 2700- 3502- 505- 0000	ELO GF,STATE UNEMPLOYM		CR		2.00
(025012) 01- 7425- 0- 1115- 2700- 3601- 505- 0000	ELO GF,WORKERS' COMP:C		CR		226.00
(025018) 01- 7425- 0- 1115- 2700- 3602- 505- 0000	ELO GF,WORKERS' COMP:C		CR		76.00
(024583) 01- 7425- 0- 1110- 1000- 4399- 830- 0000	ELO GF,HOLDING ACCOUNT		DR	233,946.00	
				233,946.00	**233,946.00**
JE # **BR21-01247** JE Trans Date 05/19/2021 JE Posted 05/19/2021 Comment BD- SUMMER SCHOOL EWRS					

Effective 04/27/2021 through 05/28/2021 — **Fiscal Year 2021**

Fund **01**, Resource **7425** (continued)

Account	Description	Comment	From	To
(continued) JE # **BR21-01247** JE Trans Date 05/19/2021 JE Posted 05/19/2021 Comment BD- SUMMER SCHOOL EWRS				
(025045) 01- 7425- 0- 1115- 1000- 1130- 550- 0000	ELO GF,CERT SALARY:EWA	CR		14,760.00
(025025) 01- 7425- 0- 1115- 1000- 2130- 550- 0000	ELO GF,CLASS INSTR AID,IN	CR		1,233.00
(025026) 01- 7425- 0- 1115- 1000- 3101- 550- 0000	ELO GF,STRS:CERT,INSTRU	CR		2,384.00
(025029) 01- 7425- 0- 1115- 1000- 3202- 550- 0000	ELO GF,PERS:CLASSIFIED,I	CR		255.00
(025030) 01- 7425- 0- 1115- 1000- 3312- 550- 0000	ELO GF,FICA:CLASS,INSTRU	CR		77.00
(025047) 01- 7425- 0- 1115- 1000- 3331- 550- 0000	ELO GF,MEDICARE:CERT,IN	CR		216.00
(025031) 01- 7425- 0- 1115- 1000- 3332- 550- 0000	ELO GF,MEDICARE:CLASS,I	CR		17.00
(025049) 01- 7425- 0- 1115- 1000- 3501- 550- 0000	ELO GF,STATE UNEMPLOYM	CR		8.00
(025033) 01- 7425- 0- 1115- 1000- 3502- 550- 0000	ELO GF,STATE UNEMPLOYM	CR		1.00
(025050) 01- 7425- 0- 1115- 1000- 3601- 550- 0000	ELO GF,WORKERS' COMP:C	CR		296.00
(025034) 01- 7425- 0- 1115- 1000- 3602- 550- 0000	ELO GF,WORKERS' COMP:C	CR		25.00
(025307) 01- 7425- 0- 1115- 1000- 4300- 550- 0000	ELO GF,MATERIALS & SUP,I	DR	19,272.00	
			19,272.00	**19,272.00**
JE # **BR21-01249** JE Trans Date 05/19/2021 JE Posted 05/19/2021 Comment BD-SUMMER SCHOOL POS				
(025701) 01- 7425- 0- 1115- 1000- 4200- 505- 0000	ELO GF,BOOKS & OTHER R,	CR		1,300.00
(025321) 01- 7425- 0- 0000- 3700- 2230- 505- 0000	ELO GF,CLASS PUPIL SUP,F	DR	4,032.00	
(025051) 01- 7425- 0- 1115- 1000- 1130- 505- 0000	ELO GF,CERT SALARY:EWA	CR		8,730.00
(025308) 01- 7425- 0- 1115- 1000- 4300- 505- 0000	ELO GF,MATERIALS & SUP,I	DR	5,998.00	
			10,030.00	**10,030.00**
JE # **BR21-01257** JE Trans Date 05/19/2021 JE Posted 05/19/2021 Comment JL-Correct Expenses moved to 21-22				
(024582) 01- 7425- 0- 1110- 1000- 4399- 820- 0000	ELO GF,HOLDING ACCOUNT	DR	646,763.00	
(024583) 01- 7425- 0- 1110- 1000- 4399- 830- 0000	ELO GF,HOLDING ACCOUNT	DR	1,739,399.00	
		Net decrease to Appropriations	**2,386,162.00**	**.00**
JE # **BR21-01270** JE Trans Date 05/20/2021 JE Posted 05/20/2021 Comment JL-Adjust budget				
(024582) 01- 7425- 0- 1110- 1000- 4399- 820- 0000	ELO GF,HOLDING ACCOUNT	DR	77,067.00	
		Net decrease to Appropriations	**77,067.00**	**.00**
JE # **BR21-01300** JE Trans Date 05/26/2021 JE Posted 05/26/2021 Comment BD-FS SS EWRS				
(025331) 01- 7425- 0- 0000- 3700- 2230- 550- 0000	ELO GF,CLASS PUPIL SUP,F	DR	1,138.00	
(025335) 01- 7425- 0- 0000- 3700- 3202- 550- 0000	ELO GF,PERS:CLASSIFIED,F	CR		823.00

Selection Grouped by Org, Fiscal Year, JE# - Sorted by JE Item #, (Org = 14, JE Type = R, Starting Transaction Date = 4/27/2021, Ending Transaction Date = 5/31/2021, Unposted JEs? = N, End Bud Bal? = N, JE# Page Break? = N, Description? = A, Recap? = N)

Effective 04/27/2021 through 05/28/2021 — **Fiscal Year 2021**

Account	Description	Comment		From	To
Fund **01**, Resource **7425** (continued)					
(continued) JE # **BR21-01300** JE Trans Date 05/26/2021 JE Posted 05/26/2021 Comment BD-FS SS EWRS					
(025336) 01- 7425- 0- 0000- 3700- 3312- 550- 0000	ELO GF,FICA:CLASS,FOOD S		CR		247.00
(025337) 01- 7425- 0- 0000- 3700- 3332- 550- 0000	ELO GF,MEDICARE:CLASS,F		CR		58.00
(025339) 01- 7425- 0- 0000- 3700- 3502- 550- 0000	ELO GF,STATE UNEMPLOYM		CR		2.00
(025340) 01- 7425- 0- 0000- 3700- 3602- 550- 0000	ELO GF,WORKERS' COMP:C		CR		8.00
				1,138.00	**1,138.00**
JE # **BR21-01303** JE Trans Date 05/26/2021 JE Posted 05/26/2021 Comment BD- EWR 27890					
(025045) 01- 7425- 0- 1115- 1000- 1130- 550- 0000	ELO GF,CERT SALARY:EWA		CR		3,906.00
(025025) 01- 7425- 0- 1115- 1000- 2130- 550- 0000	ELO GF,CLASS INSTR AID,IN		CR		1.00
(025026) 01- 7425- 0- 1115- 1000- 3101- 550- 0000	ELO GF,STRS:CERT,INSTRU		CR		596.00
(025047) 01- 7425- 0- 1115- 1000- 3331- 550- 0000	ELO GF,MEDICARE:CERT,IN		CR		54.00
(025049) 01- 7425- 0- 1115- 1000- 3501- 550- 0000	ELO GF,STATE UNEMPLOYM		CR		2.00
(025050) 01- 7425- 0- 1115- 1000- 3601- 550- 0000	ELO GF,WORKERS' COMP:C		CR		75.00
(025307) 01- 7425- 0- 1115- 1000- 4300- 550- 0000	ELO GF,MATERIALS & SUP,I		DR	4,634.00	
				4,634.00	**4,634.00**
JE # **BR21-01304** JE Trans Date 05/26/2021 JE Posted 05/26/2021 Comment BD- COVER NEGATIVES					
(025307) 01- 7425- 0- 1115- 1000- 4300- 550- 0000	ELO GF,MATERIALS & SUP,I		DR	3,807.00	
(024993) 01- 7425- 0- 1115- 2700- 1330- 550- 0000	ELO GF,CERT SUPRVSR AD		CR		3,625.00
(025019) 01- 7425- 0- 1115- 2700- 2430- 550- 0000	ELO GF,CLASS CLERICAL,S		CR		182.00
				3,807.00	**3,807.00**
	Fund 01, Resource 7425 Net Increase in Estimated Fund Balanc		**2,463,229.00**		
Fund **01**, Resource **7426**					
JE # **BR21-01257** JE Trans Date 05/19/2021 JE Posted 05/19/2021 Comment JL-Correct Expenses moved to 21-22					
(024591) 01- 7426- 0- 1110- 1000- 2100- 820- 0000	ELO PARA GF,CLASS:INSTR		DR	119,360.00	
(024601) 01- 7426- 0- 1110- 1000- 2100- 830- 0000	ELO PARA GF,CLASS:INSTR		DR	129,993.00	
		Net decrease to Appropriations		**249,353.00**	**.00**
	Fund 01, Resource 7426 Net Increase in Estimated Fund Balanc		**249,353.00**		
Fund **01**, Resource **7510**					
JE # **BR21-01246** JE Trans Date 05/18/2021 JE Posted 05/18/2021 Comment 2020-21 TA CERT 1X					
(014216) 01- 7510- 0- 1110- 1000- 1100- 531- 0000	LPSBG,CERT:TEACHERS S,I	BD-1X BONUS OFF SS	CR		200.00

Selection Grouped by Org, Fiscal Year, JE# - Sorted by JE Item #, (Org = 14, JE Type = R, Starting Transaction Date = 4/27/2021, Ending Transaction Date = 5/31/2021, Unposted JEs? = N, End Bud Bal? = N, JE# Page Break? = N, Description? = A, Recap? = N)

ESCAPE ONLINE

Account	Description	Comment		From	To
Fund **01**, Resource **7510** (continued)					
(continued) JE # **BR21-01246** JE Trans Date 05/18/2021 JE Posted 05/18/2021 Comment 2020-21 TA CERT 1X					
(014226) 01- 7510- 0- 1110- 1000- 1100- 532- 0000	LPSBG,CERT:TEACHERS S,I	BD-1X BONUS OFF SS	CR		200.00
(014236) 01- 7510- 0- 1110- 1000- 1100- 533- 0000	LPSBG,CERT:TEACHERS S,I	BD-1X BONUS OFF SS	CR		200.00
(014256) 01- 7510- 0- 1110- 1000- 1100- 535- 0000	LPSBG,CERT:TEACHERS S,I	BD-1X BONUS OFF SS	CR		200.00
(014217) 01- 7510- 0- 1110- 1000- 3101- 531- 0000	LPSBG,STRS:CERT,INSTRU	BD-1X BONUS OFF SS	CR		32.00
(014227) 01- 7510- 0- 1110- 1000- 3101- 532- 0000	LPSBG,STRS:CERT,INSTRU	BD-1X BONUS OFF SS	CR		32.00
(014237) 01- 7510- 0- 1110- 1000- 3101- 533- 0000	LPSBG,STRS:CERT,INSTRU	BD-1X BONUS OFF SS	CR		32.00
(014257) 01- 7510- 0- 1110- 1000- 3101- 535- 0000	LPSBG,STRS:CERT,INSTRU	BD-1X BONUS OFF SS	CR		32.00
(014222) 01- 7510- 0- 1110- 1000- 3331- 531- 0000	LPSBG,MEDICARE:CERT,INS	BD-1X BONUS OFF SS	CR		3.00
(014232) 01- 7510- 0- 1110- 1000- 3331- 532- 0000	LPSBG,MEDICARE:CERT,INS	BD-1X BONUS OFF SS	CR		3.00
(014242) 01- 7510- 0- 1110- 1000- 3331- 533- 0000	LPSBG,MEDICARE:CERT,INS	BD-1X BONUS OFF SS	CR		3.00
(014262) 01- 7510- 0- 1110- 1000- 3331- 535- 0000	LPSBG,MEDICARE:CERT,INS	BD-1X BONUS OFF SS	CR		3.00
(014224) 01- 7510- 0- 1110- 1000- 3501- 531- 0000	LPSBG,STATE UNEMPLOYM	BD-1X BONUS OFF SS	CR		3.00
(014234) 01- 7510- 0- 1110- 1000- 3501- 532- 0000	LPSBG,STATE UNEMPLOYM	BD-1X BONUS OFF SS	CR		3.00
(014244) 01- 7510- 0- 1110- 1000- 3501- 533- 0000	LPSBG,STATE UNEMPLOYM	BD-1X BONUS OFF SS	CR		2.00
(014264) 01- 7510- 0- 1110- 1000- 3501- 535- 0000	LPSBG,STATE UNEMPLOYM	BD-1X BONUS OFF SS	CR		3.00
(014225) 01- 7510- 0- 1110- 1000- 3601- 531- 0000	LPSBG,WORKERS' COMP:C,	BD-1X BONUS OFF SS	CR		4.00
(014235) 01- 7510- 0- 1110- 1000- 3601- 532- 0000	LPSBG,WORKERS' COMP:C,	BD-1X BONUS OFF SS	CR		4.00
(014245) 01- 7510- 0- 1110- 1000- 3601- 533- 0000	LPSBG,WORKERS' COMP:C,	BD-1X BONUS OFF SS	CR		4.00
(014265) 01- 7510- 0- 1110- 1000- 3601- 535- 0000	LPSBG,WORKERS' COMP:C,	BD-1X BONUS OFF SS	CR		4.00
(014300) 01- 7510- 0- 1110- 1000- 1100- 834- 0000	LPSBG,CERT:TEACHERS S,I	BD-1X BONUS OFF SS	CR		200.00
(014301) 01- 7510- 0- 1110- 1000- 3101- 834- 0000	LPSBG,STRS:CERT,INSTRU	BD-1X BONUS OFF SS	CR		32.00
(014306) 01- 7510- 0- 1110- 1000- 3331- 834- 0000	LPSBG,MEDICARE:CERT,INS	BD-1X BONUS OFF SS	CR		3.00
(014308) 01- 7510- 0- 1110- 1000- 3501- 834- 0000	LPSBG,STATE UNEMPLOYM	BD-1X BONUS OFF SS	CR		2.00
(014309) 01- 7510- 0- 1110- 1000- 3601- 834- 0000	LPSBG,WORKERS' COMP:C,	BD-1X BONUS OFF SS	CR		4.00
(014715) 01- 7510- 0- 1110- 1000- 4399- 530- 0000	LPSBG,HOLDING ACCOUNT	BD-1X BONUS OFF SS	DR	1,208.00	
				1,208.00	**1,208.00**
	Fund 01, Resource 7510 Net Increase in Estimated Fund Balanc		**0.00**		
Fund **01**, Resource **8150**					
JE # **BR21-01196** JE Trans Date 05/06/2021 JE Posted 05/06/2021 Comment JL-Move Budget for New Truck					
(011457) 01- 8150- 0- 0000- 8110- 5800- 049- 8540	ONGOING & MAJOR,PROF/C		DR	15,000.00	
(007544) 01- 8150- 0- 0000- 8200- 4300- 049- 0000	ONGOING & MAJOR,MATER		DR	500.00	
(007542) 01- 8150- 0- 0000- 8110- 6400- 049- 0000	ONGOING & MAJOR,EQUIPM		CR		15,500.00
				15,500.00	**15,500.00**

Effective 04/27/2021 through 05/28/2021 — **Fiscal Year 2021**

	Account	Description	Comment		From	To
Fund **01**, Resource **8150** (continued)						
JE # **BR21-01246**	JE Trans Date 05/18/2021	JE Posted 05/18/2021	Comment 2020-21 TA CERT 1X			
(007501)	01-8150-0-0000-8110-2300-849-0000	ONGOING & MAJOR,CLASS:	BD-1X BONUS OFF SS	CR		1,334.00
(007509)	01-8150-0-0000-8110-3202-849-0000	ONGOING & MAJOR,PERS:C	BD-1X BONUS OFF SS	CR		306.00
(007514)	01-8150-0-0000-8110-3312-849-0000	ONGOING & MAJOR,FICA:CI	BD-1X BONUS OFF SS	CR		83.00
(007519)	01-8150-0-0000-8110-3332-849-0000	ONGOING & MAJOR,MEDICA	BD-1X BONUS OFF SS	CR		19.00
(007529)	01-8150-0-0000-8110-3502-849-0000	ONGOING & MAJOR,STATE	BD-1X BONUS OFF SS	CR		16.00
(007534)	01-8150-0-0000-8110-3602-849-0000	ONGOING & MAJOR,WORKE	BD-1X BONUS OFF SS	CR		27.00
(007540)	01-8150-0-0000-8110-5800-049-0000	ONGOING & MAJOR,PROF/C	BD-1X BONUS OFF SS	DR	1,785.00	
					1,785.00	**1,785.00**
JE # **BR21-01250**	JE Trans Date 05/19/2021	JE Posted 05/19/2021	Comment JL-Cover Negatives in 8150			
(007493)	01-8150-0-0000-8110-2200-849-0000	ONGOING & MAJOR,CLASS:		CR		12,226.00
(007494)	01-8150-0-0000-8110-2230-849-0000	ONGOING & MAJOR,CLASS		CR		11,918.00
(007503)	01-8150-0-0000-8110-2430-849-0000	ONGOING & MAJOR,CLASS		CR		2,502.00
(023479)	01-8150-0-0000-8110-2490-849-0000	ONGOING & MAJOR,CLASS		CR		1,303.00
(007519)	01-8150-0-0000-8110-3332-849-0000	ONGOING & MAJOR,MEDICA		CR		100.00
(007534)	01-8150-0-0000-8110-3602-849-0000	ONGOING & MAJOR,WORKE		CR		134.00
(007535)	01-8150-0-0000-8110-4300-049-0000	ONGOING & MAJOR,MATER		CR		53,598.00
(007541)	01-8150-0-0000-8110-5913-049-0000	ONGOING & MAJOR,TELEPH		CR		139.00
(007545)	01-8150-0-0000-8300-4300-049-0000	ONGOING & MAJOR,MATER		CR		143.00
			Net increase to Appropriations		**.00**	**82,063.00**
		Fund 01, Resource 8150 Net <Decrease> in Estimated Fund Bala		**82,063.00-**		
Fund **01**, Resource **9010**						
JE # **BR21-01175**	JE Trans Date 04/28/2021	JE Posted 04/28/2021	Comment BL-DU78232			
(007924)	01-9010-0-0000-8110-4300-049-FACU	OTHER RESTRICTE,MATERI	BL-DU78232 GOV DEALS CK213346 SURPLUS SALES	CR		691.00
(007599)	01-9010-0-0000-0000-8699-049-FACU	OTHER RESTRICTE,ALL OTH	BL-DU78232 GOV DEALS CK213346 SURPLUS SALES	DR		691.00
(008348)	01-9010-0-1294-3160-5800-033-0088	OTHER RESTRICTE,PROF/C	BL-DU78232 HHS AP TEST CKS/CASH	CR		705.00
(007582)	01-9010-0-0000-0000-8699-033-0088	OTHER RESTRICTE,ALL OTH	BL-DU78232 HHS AP TEST CKS/CASH	DR		705.00
(007924)	01-9010-0-0000-8110-4300-049-FACU	OTHER RESTRICTE,MATERI	BL-DU78232 NORCAL FLAG FTB CK101 14151320,15065504 USE	CR		855.00

Selection Grouped by Org, Fiscal Year, JE# - Sorted by JE Item #, (Org = 14, JE Type = R, Starting Transaction Date = 4/27/2021, Ending Transaction Date = 5/31/2021, Unposted JEs? = N, End Bud Bal? = N, JE# Page Break? = N, Description? = A, Recap? = N)

Account	Description	Comment		From	To
Fund **01**, Resource **9010** (continued)					
(continued) JE # **BR21-01175** JE Trans Date 04/28/2021 JE Posted 04/28/2021 Comment BL-DU78232					
(007924) 01- 9010- 0- 0000- 8110- 4300- 049- FACU	OTHER RESTRICTE,MATERI	BL-DU78232 NORCAL FLAG FTB CK101 15151149 PARTIAL USE	CR		720.00
(007599) 01- 9010- 0- 0000- 0000- 8699- 049- FACU	OTHER RESTRICTE,ALL OTI	BL-DU78232 NORCAL FLAG CK101 USE/14151320,15065504,15151149	DR		1,575.00
(007924) 01- 9010- 0- 0000- 8110- 4300- 049- FACU	OTHER RESTRICTE,MATERI	BL-DU78232 DIGNITY HEALTH CP CK1893 4 INV USE	CR		5,264.00
(007599) 01- 9010- 0- 0000- 0000- 8699- 049- FACU	OTHER RESTRICTE,ALL OTI	BL-DU78232 DIGNITY HEALTH CP CK1893 4 INV USE	DR		5,264.00
(007924) 01- 9010- 0- 0000- 8110- 4300- 049- FACU	OTHER RESTRICTE,MATERI	BL-DU78232 QUICKSILVER CP CK1893 8 INV USE	CR		2,719.00
(007599) 01- 9010- 0- 0000- 0000- 8699- 049- FACU	OTHER RESTRICTE,ALL OTI	BL-DU78232 QUICKSILVER CP CK1893 8 INV USE	DR		2,719.00
(007943) 01- 9010- 0- 0000- 8200- 2290- 899- FACU	OTHER RESTRICTE,CLASS I	BL-DU78232 QUICKSILVER CP CK1893 8 INV O/C	CR		282.00
(007626) 01- 9010- 0- 0000- 0000- 8699- 899- FACU	OTHER RESTRICTE,ALL OTI	BL-DU78232 QUICKSILVER CP CK1893 8 INV O/C	DR		282.00
(007924) 01- 9010- 0- 0000- 8110- 4300- 049- FACU	OTHER RESTRICTE,MATERI	BL-DU78232 PARADIGM SPORT CP CK1893 4748112/10650963 USE	CR		880.00
(007599) 01- 9010- 0- 0000- 0000- 8699- 049- FACU	OTHER RESTRICTE,ALL OTI	BL-DU78232 PARADIGM SPORT CP CK1893 4748112/10650963 USE	DR		880.00
(007924) 01- 9010- 0- 0000- 8110- 4300- 049- FACU	OTHER RESTRICTE,MATERI	BL-DU78232 NORCAL AQUATICS CP CK1893 7244886 USE	CR		17.00
(007599) 01- 9010- 0- 0000- 0000- 8699- 049- FACU	OTHER RESTRICTE,ALL OTI	BL-DU78232 NORCAL AQUATICS CP CK1893 7244886 USE	DR		17.00
(007924) 01- 9010- 0- 0000- 8110- 4300- 049- FACU	OTHER RESTRICTE,MATERI	BL-DU78232 UCSC NCAA TRACK CP CK1893 15746842 USE	CR		240.00
(007599) 01- 9010- 0- 0000- 0000- 8699- 049- FACU	OTHER RESTRICTE,ALL OTI	BL-DU78232 UCSC NCAA TRACK CP CK1893 15746842 USE	DR		240.00
		Net increase to Appropriations		**.00**	**24,746.00**
JE # **BR21-01176** JE Trans Date 04/29/2021 JE Posted 04/29/2021 Comment BL-DU78263					
(007778) 01- 9010- 0- 0000- 2700- 5800- 034- 0088	OTHER RESTRICTE,PROF/C	BL-DU78263 SCHS DEP 4/28-12 PARKING FEES CK3853/$154 CASH	CR		156.00
(007585) 01- 9010- 0- 0000- 0000- 8699- 034- 0088	OTHER RESTRICTE,ALL OTI	BL-DU78263 SCHS DEP 4/28-12 PARKING FEES CK3853/$154 CASH	DR		156.00
(007778) 01- 9010- 0- 0000- 2700- 5800- 034- 0088	OTHER RESTRICTE,PROF/C	BL-DU78263 SCHS DEP 4/28-13 PARKING FEES	CR		63.00

Account	Description	Comment		From	To
Fund **01**, Resource **9010** (continued)					
(continued) JE # **BR21-01176** JE Trans Date 04/29/2021 JE Posted 04/29/2021 Comment BL-DU78263					
(007585) 01- 9010- 0- 0000- 0000- 8699- 034- 0088	OTHER RESTRICTE,ALL OTI	BL-DU78263 SCHS DEP 4/28-13 PARKING FEES	DR		63.00
(008307) 01- 9010- 0- 1190- 1000- 4300- 034- 0089	OTHER RESTRICTE,MATERI	BL-DU78263 SCHS DEP 4/28-13 ENG LOST BK	CR		15.00
(007564) 01- 9010- 0- 0000- 0000- 8689- 034- 0089	OTHER RESTRICTE,ALL OTI	BL-DU78263 SCHS DEP 4/28-13 ENG LOST BK	DR		15.00
(007790) 01- 9010- 0- 0000- 3110- 4300- 034- 3405	OTHER RESTRICTE,MATERI	BL-DU78263 SCHS DEP 4/28-14 TRANSCRIPT FEES	CR		115.00
(007586) 01- 9010- 0- 0000- 0000- 8699- 034- 3405	OTHER RESTRICTE,ALL OTI	BL-DU78263 SCHS DEP 4/28-14 TRANSCRIPT FEES	DR		115.00
(008207) 01- 9010- 0- 1110- 2420- 4200- 034- 0089	OTHER RESTRICTE,BOOKS	BL-DU78263 SCHS DEP 4/28-14 LIB LOST BOOK	CR		12.00
(007564) 01- 9010- 0- 0000- 0000- 8689- 034- 0089	OTHER RESTRICTE,ALL OTI	BL-DU78263 SCHS DEP 4/28-14 LIB LOST BOOK	DR		12.00
(008349) 01- 9010- 0- 1294- 3160- 5800- 034- 0088	OTHER RESTRICTE,PROF/C	BL-DU78263 SCHS DEP 4/28-14 AP TESTS	CR		148.00
(007585) 01- 9010- 0- 0000- 0000- 8699- 034- 0088	OTHER RESTRICTE,ALL OTI	BL-DU78263 SCHS DEP 4/28-14 AP TESTS	DR		148.00
(008350) 01- 9010- 0- 1294- 3160- 5800- 035- 0088	OTHER RESTRICTE,PROF/C	BL-DU78263 SHS DEP 4/28-2 AP TESTING CKS/$60 CASH	CR		871.00
(008350) 01- 9010- 0- 1294- 3160- 5800- 035- 0088	OTHER RESTRICTE,PROF/C	BL-DU78263 SHS DEP 4/28-1 AP TESTING CKS/$1713 CASH	CR		11,701.00
(007588) 01- 9010- 0- 0000- 0000- 8699- 035- 0088	OTHER RESTRICTE,ALL OTI	BL-DU78263 SHS DEP 4/28-1 & 2 AP TESTING CKS/CASH	DR		12,572.00
		Net increase to Appropriations		**.00**	**26,162.00**
JE # **BR21-01178** JE Trans Date 04/30/2021 JE Posted 04/30/2021 Comment BD-ML-HATCHING RESULT ELEM COUNSELORS					
(007836) 01- 9010- 0- 0000- 3140- 4300- 600- 0061	OTHER RESTRICTE,MATERI		DR	600.00	
(025195) 01- 9010- 0- 0000- 3140- 5200- 620- 0061	OTHER RESTRICTE,TRAVEL		CR		600.00
				600.00	**600.00**
JE # **BR21-01180** JE Trans Date 05/03/2021 JE Posted 05/03/2021 Comment ML-MTSS/PBIS TIER 2					
(007836) 01- 9010- 0- 0000- 3140- 4300- 600- 0061	OTHER RESTRICTE,MATERI		DR	740.00	
(025195) 01- 9010- 0- 0000- 3140- 5200- 620- 0061	OTHER RESTRICTE,TRAVEL		CR		740.00

Account	Description	Comment		From	To
Fund **01**, Resource **9010** (continued)					
				740.00	**740.00**
JE # **BR21-01193** JE Trans Date 05/06/2021 JE Posted 05/06/2021 Comment BL-DU78418					
(007836) 01- 9010- 0- 0000- 3140- 4300- 600- 0061	OTHER RESTRICTE,MATERI	BL-DU78418 SCCOE SMAA 19-20 Q-1 STUD SVCS CK967779	CR		3,617.00
(007617) 01- 9010- 0- 0000- 0000- 8699- 600- 0061	OTHER RESTRICTE,ALL OTI	BL-DU78418 SCCOE SMAA 19-20 Q-1 STUD SVCS CK967779	DR	3,617.00	
(008388) 01- 9010- 0- 3100- 1000- 4300- 038- 0061	OTHER RESTRICTE,MATERI	BL-DU78418 SCCOE SMAA 19-20 Q-1 STUD SVCS CK967779	CR		2,402.00
(007592) 01- 9010- 0- 0000- 0000- 8699- 038- 0061	OTHER RESTRICTE,ALL OTI	BL-DU78418 SCCOE SMAA 19-20 Q-1 STUD SVCS CK967779	DR	2,402.00	
		Net increase to Appropriations		**.00**	**12,038.00**
JE # **BR21-01198** JE Trans Date 05/07/2021 JE Posted 05/07/2021 Comment AE-PSAT HOSTED AT SCHS AND SHS					
(007864) 01- 9010- 0- 0000- 3160- 4300- 530- 0064	OTHER RESTRICTE,MATERI		DR	1,411.00	
(016808) 01- 9010- 0- 0000- 3160- 5800- 530- 0064	OTHER RESTRICTE,PROF/C		CR		1,411.00
				1,411.00	**1,411.00**
JE # **BR21-01217** JE Trans Date 05/12/2021 JE Posted 05/12/2021 Comment ML-WARRANTY EXTENSION PLUSOPTIX					
(007836) 01- 9010- 0- 0000- 3140- 4300- 600- 0061	OTHER RESTRICTE,MATERI		DR	295.00	
(011164) 01- 9010- 0- 0000- 3140- 5800- 600- 0061	OTHER RESTRICTE,PROF/C		CR		295.00
				295.00	**295.00**
JE # **BR21-01225** JE Trans Date 05/14/2021 JE Posted 05/14/2021 Comment BL-INV21-00859 PBIS IMPLMTN PMT, INT TXFR CT21-0051					
(025666) 01- 9010- 0- 0000- 3140- 4300- 600- 0080	OTHER RESTRICTE,MATERI		CR		3,967.00
(025490) 01- 9010- 0- 0000- 0000- 8699- 600- 0080	OTHER RESTRICTE,ALL OTI		DR	3,967.00	
		Net increase to Appropriations		**.00**	**7,934.00**
JE # **BR21-01226** JE Trans Date 05/13/2021 JE Posted 05/14/2021 Comment BL-DU78606					
(007933) 01- 9010- 0- 0000- 8110- 5600- 049- I N49	OTHER RESTRICTE,RENTAL	BL-DU78606 SPRIG N.CA RELIEF CK34206, CLAIM583997 BSS PORT.	CR		108,053.00
(007602) 01- 9010- 0- 0000- 0000- 8699- 049- I N49	OTHER RESTRICTE,ALL OTI	BL-DU78606 SPRIG N.CA RELIEF CK34206, CLAIM583997 BSS PORT.	DR	108,053.00	

Account	Description	Comment		From	To
Fund **01**, Resource **9010** (continued)					
(continued) JE # **BR21-01226** JE Trans Date 05/13/2021 JE Posted 05/14/2021 Comment BL-DU78606					
(008348) 01- 9010- 0- 1294- 3160- 5800- 033- 0088	OTHER RESTRICTE,PROF/C	BL-DU78606 HHS AP TEST CKS/$340 CASH	CR		2,788.00
(007582) 01- 9010- 0- 0000- 0000- 8699- 033- 0088	OTHER RESTRICTE,ALL OTI	BL-DU78606 HHS AP TEST CKS/$340 CASH	DR		2,788.00
(007924) 01- 9010- 0- 0000- 8110- 4300- 049- FACU	OTHER RESTRICTE,MATERI	BL-DU78606 EVENTS MGR, R.WARD CK2033/7170227 USE	CR		250.00
(007924) 01- 9010- 0- 0000- 8110- 4300- 049- FACU	OTHER RESTRICTE,MATERI	BL-DU78606 EVENTS MGR, R.WARD CK2032/877560 USE	CR		210.00
(007599) 01- 9010- 0- 0000- 0000- 8699- 049- FACU	OTHER RESTRICTE,ALL OTI	BL-DU78606 EVENTS MGR, R.WARD CK2032/2033 USE	DR		460.00
(007943) 01- 9010- 0- 0000- 8200- 2290- 899- FACU	OTHER RESTRICTE,CLASS I	BL-DU78606 EVENTS MGR, R.WARD CK2033/7170227 USE	CR		188.00
(007943) 01- 9010- 0- 0000- 8200- 2290- 899- FACU	OTHER RESTRICTE,CLASS I	BL-DU78606 EVENTS MGR, R.WARD CK2032/877560 O/C	CR		188.00
(007626) 01- 9010- 0- 0000- 0000- 8699- 899- FACU	OTHER RESTRICTE,ALL OTI	BL-DU78606 EVENTS MGR, R.WARD CK2032/CK2033 O/C	DR		376.00
(007924) 01- 9010- 0- 0000- 8110- 4300- 049- FACU	OTHER RESTRICTE,MATERI	BL-DU78606 SC FTB CLUB CASH/4887839,13925780/1025476 USE	CR		865.00
(007599) 01- 9010- 0- 0000- 0000- 8699- 049- FACU	OTHER RESTRICTE,ALL OTI	BL-DU78606 SC FTB CLUB CASH/4887839,13925780/1025476 USE	DR		865.00
(007924) 01- 9010- 0- 0000- 8110- 4300- 049- FACU	OTHER RESTRICTE,MATERI	BL-DU78606 SC CITY YTH SOC CK3408 6 INVOICES USE	CR		2,500.00
(007599) 01- 9010- 0- 0000- 0000- 8699- 049- FACU	OTHER RESTRICTE,ALL OTI	BL-DU78606 SC CITY YTH SOC CK3408 6 INVOICES USE	DR		2,500.00
(007924) 01- 9010- 0- 0000- 8110- 4300- 049- FACU	OTHER RESTRICTE,MATERI	BL-DU78606 SC CITY YTH SOC CK3408/1384845 PARTIAL, USE	CR		312.00
(007599) 01- 9010- 0- 0000- 0000- 8699- 049- FACU	OTHER RESTRICTE,ALL OTI	BL-DU78606 SC CITY YTH SOC CK3408/1384845 PARTIAL, USE	DR		312.00
(007943) 01- 9010- 0- 0000- 8200- 2290- 899- FACU	OTHER RESTRICTE,CLASS I	BL-DU78606 SC CITY YTH SOC CK3408 6 INVOICES O/C	CR		1,316.00
(007626) 01- 9010- 0- 0000- 0000- 8699- 899- FACU	OTHER RESTRICTE,ALL OTI	BL-DU78606 SC CITY YTH SOC CK3408 6 INVOICES O/C	DR		1,316.00
		Net increase to Appropriations		**.00**	**233,340.00**

JE # **BR21-01228** JE Trans Date 05/14/2021 JE Posted 05/14/2021 Comment BL-CSI TCHR LDRSHP STIP- INV21-00857

Selection Grouped by Org, Fiscal Year, JE# - Sorted by JE Item #, (Org = 14, JE Type = R, Starting Transaction Date = 4/27/2021, Ending Transaction Date = 5/31/2021, Unposted JEs? = N, End Bud Bal? = N, JE# Page Break? = N, Description? = A, Recap? = N)

Account	Description	Comment		From	To
Fund **01**, Resource **9010** (continued)					
(continued) JE # **BR21-01228** JE Trans Date 05/14/2021 JE Posted 05/14/2021 Comment BL-CSI TCHR LDRSHP STIP- INV21-00857					
(025693) 01- 9010- 0- 1110- 1000- 4300- 520- 0080	OTHER RESTRICTE,MATERI	BL-CSI TCHR LDRSHP STIP-ELEM INV21-00857	CR		6,160.00
(017939) 01- 9010- 0- 1110- 1000- 4300- 530- 0080	OTHER RESTRICTE,MATERI	BL-CSI TCHR LDRSHP STIP-SECOND INV21-00857	CR		6,699.00
(007610) 01- 9010- 0- 0000- 0000- 8699- 530- 0080	OTHER RESTRICTE,ALL OTI	BL-CSI TCHR LDRSHP STIP-SECOND INV21-00857	DR		6,699.00
(007609) 01- 9010- 0- 0000- 0000- 8699- 520- 0080	OTHER RESTRICTE,ALL OTI	BL-CSI TCHR LDRSHP STIP-ELEM INV21-00857	DR		6,160.00
		Net increase to Appropriations		**.00**	**25,718.00**
JE # **BR21-01246** JE Trans Date 05/18/2021 JE Posted 05/18/2021 Comment 2020-21 TA CERT 1X					
(008258) 01- 9010- 0- 1150- 1000- 1100- 531- 4050	OTHER RESTRICTE,CERT:T	BD-1X BONUS OFF SS	CR		200.00
(008265) 01- 9010- 0- 1150- 1000- 3101- 531- 4050	OTHER RESTRICTE,STRS:C	BD-1X BONUS OFF SS	CR		32.00
(008270) 01- 9010- 0- 1150- 1000- 3331- 531- 4050	OTHER RESTRICTE,MEDICA	BD-1X BONUS OFF SS	CR		3.00
(008276) 01- 9010- 0- 1150- 1000- 3501- 531- 4050	OTHER RESTRICTE,STATE I	BD-1X BONUS OFF SS	CR		2.00
(008280) 01- 9010- 0- 1150- 1000- 3601- 531- 4050	OTHER RESTRICTE,WORKE	BD-1X BONUS OFF SS	CR		4.00
(021020) 01- 9010- 0- 1150- 2490- 1900- 500- 4050	OTHER RESTRICTE,CERT:O	BD-1X BONUS OFF SS	CR		1,000.00
(018661) 01- 9010- 0- 1150- 2490- 3101- 500- 4050	OTHER RESTRICTE,STRS:C	BD-1X BONUS OFF SS	CR		162.00
(018666) 01- 9010- 0- 1150- 2490- 3331- 500- 4050	OTHER RESTRICTE,MEDICA	BD-1X BONUS OFF SS	CR		15.00
(018668) 01- 9010- 0- 1150- 2490- 3501- 500- 4050	OTHER RESTRICTE,STATE I	BD-1X BONUS OFF SS	CR		12.00
(018669) 01- 9010- 0- 1150- 2490- 3601- 500- 4050	OTHER RESTRICTE,WORKE	BD-1X BONUS OFF SS	CR		20.00
(008288) 01- 9010- 0- 1150- 1000- 4300- 500- 4050	OTHER RESTRICTE,MATERI	BD-1X BONUS OFF SS	DR	1,450.00	
				1,450.00	**1,450.00**
JE # **BR21-01292** JE Trans Date 05/21/2021 JE Posted 05/21/2021 Comment BL-GAEL NIC EWR 26231-35 STIP CURR STAT.BEN					
(017292) 01- 9010- 0- 1160- 1000- 3311- 024- 5111	OTHER RESTRICTE,FICA:CE		CR		38.00
(017310) 01- 9010- 0- 1160- 1000- 4300- 024- 5111	OTHER RESTRICTE,MATERI		DR	38.00	
				38.00	**38.00**
JE # **BR21-01293** JE Trans Date 05/21/2021 JE Posted 05/21/2021 Comment BL-BMS NIC EWR STIPENDS					
(017297) 01- 9010- 0- 1160- 1000- 1130- 031- 5111	OTHER RESTRICTE,CERT S	BL-BMS NIC EWR STIPENDS (5 TEACHERS)	CR		5,400.00
(017298) 01- 9010- 0- 1160- 1000- 3101- 031- 5111	OTHER RESTRICTE,STRS:C		CR		873.00
(017303) 01- 9010- 0- 1160- 1000- 3331- 031- 5111	OTHER RESTRICTE,MEDICA		CR		79.00

Effective 04/27/2021 through 05/28/2021 **Fiscal Year 2021**

Fund **01**, Resource **9010** (continued)

Account	Description	Comment		From	To
(continued) JE # **BR21-01293** JE Trans Date 05/21/2021 JE Posted 05/21/2021 Comment BL-BMS NIC EWR STIPENDS					
(017305) 01- 9010- 0- 1160- 1000- 3501- 031- 5111	OTHER RESTRICTE,STATE		CR		3.00
(017306) 01- 9010- 0- 1160- 1000- 3601- 031- 5111	OTHER RESTRICTE,WORKE		CR		106.00
(017311) 01- 9010- 0- 1160- 1000- 4300- 031- 5111	OTHER RESTRICTE,MATERI		DR	6,461.00	
				6,461.00	**6,461.00**
JE # **BR21-01298** JE Trans Date 05/25/2021 JE Posted 05/25/2021 Comment BD-COMPUTER REPAIR					
(023906) 01- 9010- 0- 0000- 3600- 5600- 038- I N38	OTHER RESTRICTE,RENTAL		CR		100.00
(007751) 01- 9010- 0- 0000- 2700- 4300- 038- I N38	OTHER RESTRICTE,MATERI		DR	100.00	
				100.00	**100.00**
JE # **BR21-01299** JE Trans Date 05/25/2021 JE Posted 05/25/2021 Comment BL-EWR 27837 C.OATEY NIC					
(017287) 01- 9010- 0- 1160- 1000- 1130- 024- 5111	OTHER RESTRICTE,CERT S		CR		328.00
(017288) 01- 9010- 0- 1160- 1000- 3101- 024- 5111	OTHER RESTRICTE,STRS:C		CR		53.00
(017293) 01- 9010- 0- 1160- 1000- 3331- 024- 5111	OTHER RESTRICTE,MEDICA		CR		5.00
(017295) 01- 9010- 0- 1160- 1000- 3501- 024- 5111	OTHER RESTRICTE,STATE		CR		1.00
(017296) 01- 9010- 0- 1160- 1000- 3601- 024- 5111	OTHER RESTRICTE,WORKE		CR		7.00
(017310) 01- 9010- 0- 1160- 1000- 4300- 024- 5111	OTHER RESTRICTE,MATERI		DR	394.00	
				394.00	**394.00**
JE # **BR21-01305** JE Trans Date 05/25/2021 JE Posted 05/26/2021 Comment BL-DU78827					
(007924) 01- 9010- 0- 0000- 8110- 4300- 049- FACU	OTHER RESTRICTE,MATERI	BL-DU78827 GOVDEALS SURPLUS CK214923	CR		250.00
(007599) 01- 9010- 0- 0000- 0000- 8699- 049- FACU	OTHER RESTRICTE,ALL OTI	BL-DU78827 GOVDEALS SURPLUS CK214923	DR		250.00
(008288) 01- 9010- 0- 1150- 1000- 4300- 500- 4050	OTHER RESTRICTE,MATERI	BL-DU78827 ETR CS FOR ALL INV21-00847 CK141426	CR		89,792.00
(007608) 01- 9010- 0- 0000- 0000- 8699- 500- 4050	OTHER RESTRICTE,ALL OTI	BL-DU78827 ETR CS FOR ALL INV21-00847 CK141426	DR		89,792.00
(008350) 01- 9010- 0- 1294- 3160- 5800- 035- 0088	OTHER RESTRICTE,PROF/C	BL-DU78827 SHS AP TEST CK1813 $95 PAISS/1154 $190 GIANELLI	CR		285.00
(007588) 01- 9010- 0- 0000- 0000- 8699- 035- 0088	OTHER RESTRICTE,ALL OTI	BL-DU78827 SHS AP TEST CK1813 $95 PAISS/1154 $190 GIANELLI	DR		285.00
(007924) 01- 9010- 0- 0000- 8110- 4300- 049- FACU	OTHER RESTRICTE,MATERI	BL-DU78827 SCFFL 11241996/13569955 CP CK1900 USE	CR		300.00

Selection Grouped by Org, Fiscal Year, JE# - Sorted by JE Item #, (Org = 14, JE Type = R, Starting Transaction Date = 4/27/2021, Ending Transaction Date = 5/31/2021, Unposted JEs? = N, End Bud Bal? = N, JE# Page Break? = N, Description? = A, Recap? = N)

Fund **01**, Resource **9010** (continued)

(continued) JE # **BR21-01305** JE Trans Date 05/25/2021 JE Posted 05/26/2021 Comment BL-DU78827

	Account	Description	Comment		From	To
(007599)	01- 9010- 0- 0000- 0000- 8699- 049- FACU	OTHER RESTRICTE,ALL OTI	BL-DU78827 SCFFL 11241996/13569955 CP CK1900 USE	DR		300.00
(007943)	01- 9010- 0- 0000- 8200- 2290- 899- FACU	OTHER RESTRICTE,CLASS I	BL-DU78827 SCFFL 11241996/13569955 CP CK1900 O/C	CR		47.00
(007626)	01- 9010- 0- 0000- 0000- 8699- 899- FACU	OTHER RESTRICTE,ALL OTI	BL-DU78827 SCFFL 11241996/13569955 CP CK1900 O/C	DR		47.00
(007924)	01- 9010- 0- 0000- 8110- 4300- 049- FACU	OTHER RESTRICTE,MATERI	BL-DU78827 QUICKSILVER SWIM 5 INV, CP CK1900 USE	CR		3,212.00
(007599)	01- 9010- 0- 0000- 0000- 8699- 049- FACU	OTHER RESTRICTE,ALL OTI	BL-DU78827 QUICKSILVER SWIM 5 INV, CP CK1900 USE	DR		3,212.00
(007943)	01- 9010- 0- 0000- 8200- 2290- 899- FACU	OTHER RESTRICTE,CLASS I	BL-DU78827 QUICKSILVER SWIM 5 INV, CP CK1900 O/C	CR		470.00
(007626)	01- 9010- 0- 0000- 0000- 8699- 899- FACU	OTHER RESTRICTE,ALL OTI	BL-DU78827 QUICKSILVER SWIM 5 INV, CP CK1900 O/C	DR		470.00
(007924)	01- 9010- 0- 0000- 8110- 4300- 049- FACU	OTHER RESTRICTE,MATERI	BL-DU78827 SAN JOSE STARS 4126547/6572969, CP CK1900 USE	CR		975.00
(007599)	01- 9010- 0- 0000- 0000- 8699- 049- FACU	OTHER RESTRICTE,ALL OTI	BL-DU78827 SAN JOSE STARS 4126547/6572969, CP CK1900 USE	DR		975.00
(007943)	01- 9010- 0- 0000- 8200- 2290- 899- FACU	OTHER RESTRICTE,CLASS I	BL-DU78827 SAN JOSE STARS 4126547/6572969, CP CK1900 O/C	CR		94.00
(007626)	01- 9010- 0- 0000- 0000- 8699- 899- FACU	OTHER RESTRICTE,ALL OTI	BL-DU78827 SAN JOSE STARS 4126547/6572969, CP CK1900 O/C	DR		94.00
(007924)	01- 9010- 0- 0000- 8110- 4300- 049- FACU	OTHER RESTRICTE,MATERI	BL-DU78827 UCSC NCAA TRACK/FLD 16155981, CP CK1900 USE	CR		80.00
(007599)	01- 9010- 0- 0000- 0000- 8699- 049- FACU	OTHER RESTRICTE,ALL OTI	BL-DU78827 UCSC NCAA TRACK/FLD 16155981, CP CK1900 USE	DR		80.00
(007943)	01- 9010- 0- 0000- 8200- 2290- 899- FACU	OTHER RESTRICTE,CLASS I	BL-DU78827 SENDEROS 5350410 CP CK1900 O/C	CR		94.00
(007626)	01- 9010- 0- 0000- 0000- 8699- 899- FACU	OTHER RESTRICTE,ALL OTI	BL-DU78827 SENDEROS 5350410 CP CK1900 O/C	DR		94.00
(007924)	01- 9010- 0- 0000- 8110- 4300- 049- FACU	OTHER RESTRICTE,MATERI	BL-DU78827 KIRBY SCHOOL 2037003/8332131 CK27530 USE	CR		550.00
(007599)	01- 9010- 0- 0000- 0000- 8699- 049- FACU	OTHER RESTRICTE,ALL OTI	BL-DU78827 KIRBY SCHOOL 2037003/8332131 CK27530 USE	DR		550.00
(007924)	01- 9010- 0- 0000- 8110- 4300- 049- FACU	OTHER RESTRICTE,MATERI	BL-DU78827 NORCAL FLG 15151149/16726625/7565976/155350 354	CR		1,080.00

Account	Description	Comment		From	To
Fund **01**, Resource **9010** (continued)					
(continued) JE # **BR21-01305** JE Trans Date 05/25/2021 JE Posted 05/26/2021 Comment BL-DU78827					
(007599) 01- 9010- 0- 0000- 0000- 8699- 049- FACU	OTHER RESTRICTE,ALL OTI	BL-DU78827 NORCAL FLG FTB CK102 4 INV USE	DR		1,080.00
(007943) 01- 9010- 0- 0000- 8200- 2290- 899- FACU	OTHER RESTRICTE,CLASS I	BL-DU78827 NORCAL FLG 15151149/16726625/7565976/155350 354	CR		188.00
(007626) 01- 9010- 0- 0000- 0000- 8699- 899- FACU	OTHER RESTRICTE,ALL OTI	BL-DU78827 NORCAL FLG FTB CK102 4 INV O/C	DR		188.00
(007924) 01- 9010- 0- 0000- 8110- 4300- 049- FACU	OTHER RESTRICTE,MATERI	BL-DU78827 SC BREAKERS (PREMIER FUTBOL CK1115) 11497490 USE	CR		760.00
(007599) 01- 9010- 0- 0000- 0000- 8699- 049- FACU	OTHER RESTRICTE,ALL OTI	BL-DU78827 SC BREAKERS (PREMIER FUTBOL CK1115) 11497490 USE	DR		760.00
(007924) 01- 9010- 0- 0000- 8110- 4300- 049- FACU	OTHER RESTRICTE,MATERI	BL-DU78827 SC CITY YTH SOC 7043421 PRTIAL/1384845 CK3410	CR		800.00
(007599) 01- 9010- 0- 0000- 0000- 8699- 049- FACU	OTHER RESTRICTE,ALL OTI	BL-DU78827 SC CITY YTH SOC 7043421/1384845 CK3410 USE	DR		800.00
(007943) 01- 9010- 0- 0000- 8200- 2290- 899- FACU	OTHER RESTRICTE,CLASS I	BL-DU78827 SC CITY YTH SOC 1384845 CK3410 O/C	CR		376.00
(007626) 01- 9010- 0- 0000- 0000- 8699- 899- FACU	OTHER RESTRICTE,ALL OTI	BL-DU78827 SC CITY YTH SOC 1384845 CK3410 O/C	DR		376.00
(007924) 01- 9010- 0- 0000- 8110- 4300- 049- FACU	OTHER RESTRICTE,MATERI	BL-DU78827 SC LACROSSE CK3083 8731664 USE	CR		120.00
(007599) 01- 9010- 0- 0000- 0000- 8699- 049- FACU	OTHER RESTRICTE,ALL OTI	BL-DU78827 SC LACROSSE CK3083 8731664 USE	DR		120.00
		Net increase to Appropriations		**.00**	**198,946.00**
JE # **BR21-01310** JE Trans Date 05/28/2021 JE Posted 05/28/2021 Comment BD-BSN SPORTS INVOICE					
(007836) 01- 9010- 0- 0000- 3140- 4300- 600- 0061	OTHER RESTRICTE,MATERI		DR	572.00	
(011164) 01- 9010- 0- 0000- 3140- 5800- 600- 0061	OTHER RESTRICTE,PROF/C		CR		572.00
				572.00	**572.00**
	Fund 01, Resource 9010 Net Increase in Estimated Fund Balanc		**0.00**		
Fund **01**, Resource **9016**					
JE # **BR21-01175** JE Trans Date 04/28/2021 JE Posted 04/28/2021 Comment BL-DU78232					

	Account	Description	Comment		From	To
Fund **01**, Resource **9016**						
(continued)	JE # **BR21-01175** JE Trans Date 04/28/2021 JE Posted 04/28/2021 Comment BL-DU78232					
(008740)	01- 9016- 0- 1110- 1000- 4300- 021- 2106	DONATIONS,MATERIALS & S	BL-DU78232 BV ASES ARTS COUNCIL SC CK6144	CR		1,125.00
(008453)	01- 9016- 0- 0000- 0000- 8699- 021- 2106	DONATIONS,ALL OTHER LO	BL-DU78232 BV ASES ARTS COUNCIL SC CK6144	DR		1,125.00
(008748)	01- 9016- 0- 1110- 1000- 4300- 023- 0051	DONATIONS,MATERIALS & S	BL-DU78232 DLV CK1274 MONICA SMITH iPAD	CR		682.00
(008459)	01- 9016- 0- 0000- 0000- 8699- 023- 0051	DONATIONS,ALL OTHER LO	BL-DU78232 DLV CK1274 MONICA SMITH iPAD	DR		682.00
(008768)	01- 9016- 0- 1110- 1000- 4300- 032- 0051	DONATIONS,MATERIALS & S	BL-DU78232 MH SIGMA ALPHA OMEGA NU CK3178	CR		167.00
(008486)	01- 9016- 0- 0000- 0000- 8699- 032- 0051	DONATIONS,ALL OTHER LO	BL-DU78232 MH SIGMA ALPHA OMEGA NU CK3178	DR		167.00
(008964)	01- 9016- 0- 1180- 1000- 4300- 033- 0051	DONATIONS,MATERIALS & S	BL-DU78232 HHS WLD LANG CK1663 HEITZ, F DONATION	CR		150.00
(008983)	01- 9016- 0- 1200- 1000- 4300- 033- 0051	DONATIONS,MATERIALS & S	BL-DU78232 HHS SOC STDS CK1661 HEITZ, F DONATION	CR		300.00
(008772)	01- 9016- 0- 1110- 1000- 4300- 033- 0051	DONATIONS,MATERIALS & S	BL-DU78232 HHS ADMIN SHIRTS/HATS	CR		190.00
(008490)	01- 9016- 0- 0000- 0000- 8699- 033- 0051	DONATIONS,ALL OTHER LO	BL-DU78232 HHS WLD LANG/SOC STDS/ADMIN SHIRTS CKS	DR		640.00
			Net increase to Appropriations		**.00**	**5,228.00**
	JE # **BR21-01176** JE Trans Date 04/29/2021 JE Posted 04/29/2021 Comment BL-DU78263					
(025156)	01- 9016- 0- 1120- 1000- 4300- 034- 3476	DONATIONS,MATERIALS & S	BL-DU78263 SCHS DEP 4/28-13 PTA ART	CR		125.00
(025156)	01- 9016- 0- 1120- 1000- 4300- 034- 3476	DONATIONS,MATERIALS & S	BL-DU78263 SCHS DEP 4/28-13 PTA DRIVE FOR SCHOOLS	CR		50.00
(008509)	01- 9016- 0- 0000- 0000- 8699- 034- 3476	DONATIONS,ALL OTHER LO	BL-DU78263 SCHS DEP 4/28-13 PTA ART/DRIVE FOR SCHOOLS	DR		175.00
(008883)	01- 9016- 0- 1120- 1000- 4300- 034- 3480	DONATIONS,MATERIALS & S	BL-DU78263 SCHS DEP 4/28-13 JEWELRY	CR		50.00
(008510)	01- 9016- 0- 0000- 0000- 8699- 034- 3480	DONATIONS,ALL OTHER LO	BL-DU78263 SCHS DEP 4/28-13 JEWELRY	DR		50.00
(008779)	01- 9016- 0- 1110- 1000- 4300- 034- 3457	DONATIONS,MATERIALS & S	BL-DU78263 SCHS DEP 4/28-13 OHIOPYLE PRINTS CK30428	CR		70.00
(008779)	01- 9016- 0- 1110- 1000- 4300- 034- 3457	DONATIONS,MATERIALS & S	BL-DU78263 SCHS DEP 4/28-13 BLACKBAUD PGE CK1110193292	CR		300.00

Account	Description	Comment		From	To
Fund **01**, Resource **9016** (continued)					
(continued) JE # **BR21-01176** JE Trans Date 04/29/2021 JE Posted 04/29/2021 Comment BL-DU78263					
(008504) 01- 9016- 0- 0000- 0000- 8699- 034- 3457	DONATIONS,ALL OTHER LO	BL-DU78263 SCHS OHIOPYLE CK30428, BLACKBAUD PGE CK1110193292	DR		370.00
(008923) 01- 9016- 0- 1150- 1000- 4300- 034- 3460	DONATIONS,MATERIALS & S	BL-DU78263 SCHS DEP 4/28-14 SCI BOOKS	CR		169.00
(008505) 01- 9016- 0- 0000- 0000- 8699- 034- 3460	DONATIONS,ALL OTHER LO	BL-DU78263 SCHS DEP 4/28-14 SCI BOOKS	DR		169.00
(008984) 01- 9016- 0- 1200- 1000- 4300- 034- 0051	DONATIONS,MATERIALS & S	BL-DU78263 SCHS DEP 4/28-14 HISTORY BOOKS	CR		2,100.00
(008499) 01- 9016- 0- 0000- 0000- 8699- 034- 0051	DONATIONS,ALL OTHER LO	BL-DU78263 SCHS DEP 4/28-14 HISTORY BOOKS	DR		2,100.00
		Net increase to Appropriations		**.00**	**5,728.00**
JE # **BR21-01226** JE Trans Date 05/13/2021 JE Posted 05/14/2021 Comment BL-DU78606					
(008772) 01- 9016- 0- 1110- 1000- 4300- 033- 0051	DONATIONS,MATERIALS & S	BL-DU78606 HHS ADMIN TSHIRT/MASK	CR		5.00
(008490) 01- 9016- 0- 0000- 0000- 8699- 033- 0051	DONATIONS,ALL OTHER LO	BL-DU78606 HHS ADMIN TSHIRT/MASK	DR		5.00
		Net increase to Appropriations		**.00**	**10.00**
JE # **BR21-01240** JE Trans Date 05/18/2021 JE Posted 05/18/2021 Comment PS-PRINTING READING CHALLENGE/SCI CLASSROOM S					
(008838) 01- 9016- 0- 1110- 2420- 5800- 033- 0051	DONATIONS,PROF/CONSUL	PS-PRINTING READING CHALLENGE	CR		115.00
(008834) 01- 9016- 0- 1110- 2420- 4300- 033- 0051	DONATIONS,MATERIALS & S	PS-PRINTING READING CHALLENGE	DR	115.00	
				115.00	**115.00**
JE # **BR21-01290** JE Trans Date 05/21/2021 JE Posted 05/21/2021 Comment BL-DLV EWR 26809 N.LAWRENCE					
(024899) 01- 9016- 0- 0000- 2420- 2230- 023- 0052	DONATIONS,CLASS PUPIL S		CR		223.00
(008574) 01- 9016- 0- 0000- 2420- 3202- 023- 0052	DONATIONS,PERS:CLASSIF		CR		47.00
(008577) 01- 9016- 0- 0000- 2420- 3312- 023- 0052	DONATIONS,FICA:CLASS,IN		CR		14.00
(008580) 01- 9016- 0- 0000- 2420- 3332- 023- 0052	DONATIONS,MEDICARE:CLA		CR		4.00
(008584) 01- 9016- 0- 0000- 2420- 3502- 023- 0052	DONATIONS,STATE UNEMP		CR		1.00
(008585) 01- 9016- 0- 0000- 2420- 3602- 023- 0052	DONATIONS,WORKERS' CO		CR		5.00
(008749) 01- 9016- 0- 1110- 1000- 4300- 023- 0052	DONATIONS,MATERIALS & S		DR	294.00	

Account	Description	Comment		From	To
Fund **01**, Resource **9016** (continued)					
				294.00	**294.00**
JE # **BR21-01291** JE Trans Date 05/21/2021 JE Posted 05/21/2021 Comment BL-WL COVER NEG IN OBJECT 1130					
(008669) 01- 9016- 0- 1110- 1000- 1130- 027- 0051	DONATIONS,CERT SALARY:		CR		72.00
(008686) 01- 9016- 0- 1110- 1000- 3101- 027- 0051	DONATIONS,STRS:CERT,INS	BL-WL COVER NEG IN STAT BEN	CR		12.00
(008698) 01- 9016- 0- 1110- 1000- 3331- 027- 0051	DONATIONS,MEDICARE:CEI	BL-WL COVER NEG IN STAT BEN	CR		2.00
(008708) 01- 9016- 0- 1110- 1000- 3501- 027- 0051	DONATIONS,STATE UNEMP	BL-WL COVER NEG IN STAT BEN	CR		1.00
(008717) 01- 9016- 0- 1110- 1000- 3601- 027- 0051	DONATIONS,WORKERS' CO	BL-WL COVER NEG IN STAT BEN	CR		2.00
(008755) 01- 9016- 0- 1110- 1000- 4300- 027- 0051	DONATIONS,MATERIALS & S	BL-WL COVER NEG IN STAT BEN	DR	89.00	
				89.00	**89.00**
JE # **BR21-01305** JE Trans Date 05/25/2021 JE Posted 05/26/2021 Comment BL-DU78827					
(008734) 01- 9016- 0- 1110- 1000- 4300- 021- 0051	DONATIONS,MATERIALS & S	BL-DU78827 BV BOXTOPS $8.40, NETWORK FOR GOOD $18.15	CR		27.00
(008448) 01- 9016- 0- 0000- 0000- 8699- 021- 0051	DONATIONS,ALL OTHER LO	BL-DU78827 BV BOXTOPS $8.40, NETWORK FOR GOOD $18.15	DR		27.00
(025783) 01- 9016- 0- 1230- 1000- 4300- 035- 0051	DONATIONS,MATERIALS & S	BL-DU78827 SHS DRAMA DON.CK2102 LOPES, GINA	CR		100.00
(008516) 01- 9016- 0- 0000- 0000- 8699- 035- 0051	DONATIONS,ALL OTHER LO	BL-DU78827 SHS DRAMA DON.CK2102 LOPES, GINA	DR		100.00
		Net increase to Appropriations		**.00**	**254.00**
JE # **BR21-01306** JE Trans Date 05/26/2021 JE Posted 05/26/2021 Comment KT-GRADUATION STOLES/CORDS/FLOWERS					
(009101) 01- 9016- 0- 1370- 1000- 5800- 535- 0051	DONATIONS,PROF/CONSUL	KT-GRADUATION CORDS	DR	95.00	
(025785) 01- 9016- 0- 1370- 1000- 4300- 535- 0051	DONATIONS,MATERIALS & S	KT-GRADUATION CORDS	CR		95.00
				95.00	**95.00**
	Fund 01, Resource 9016 Net Increase in Estimated Fund Balanc		**0.00**		
Fund **01**, Resource **9051**					
JE # **BR21-01305** JE Trans Date 05/25/2021 JE Posted 05/26/2021 Comment BL-DU78827					
(025711) 01- 9051- 0- 1400- 4200- 4300- 834- 0000	ASB FUNDS,MATERIALS & S	BL-DU78827 SCHS ASB QTR 3 INV21-00848 CK24385	CR		2,371.00
(009233) 01- 9051- 0- 0000- 0000- 8699- 834- 0000	ASB FUNDS,ALL OTHER LO	BL-DU78827 SCHS ASB QTR 3 INV21-00848 CK24385	DR		2,371.00

Selection Grouped by Org, Fiscal Year, JE# - Sorted by JE Item #, (Org = 14, JE Type = R, Starting Transaction Date = 4/27/2021, Ending Transaction Date = 5/31/2021, Unposted JEs? = N, End Bud Bal? = N, JE# Page Break? = N, Description? = A, Recap? = N)

Account	Description	Comment		From	To
Fund **01**, Resource **9051** (continued)					
		Net increase to Appropriations		**.00**	**4,742.00**
	Fund 01, Resource 9051 Net Increase in Estimated Fund Balanc		**0.00**		
	Fund 01 Net Increase in Estimated Fund Balance		**5,060,673.00**		
Fund **11**, Resource **0831**					
JE # **BR21-01177**	JE Trans Date 04/30/2021	JE Posted 04/30/2021	Comment JL-Adjust Interest Revenue		
(009366) 11- 0831- 0- 0000- 0000- 8660- 030- 0000	ADULT ED APPORT,INTERE		DR		50.00
		Net increase to Appropriations		**.00**	**50.00**
	Fund 11, Resource 0831 Net Increase in Estimated Fund Balanc		**50.00**		
Fund **13**, Resource **5310**					
JE # **BR21-01177**	JE Trans Date 04/30/2021	JE Posted 04/30/2021	Comment JL-Adjust Interest Revenue		
(009441) 13- 5310- 0- 0000- 0000- 8660- 046- 0000	CHLD NUTR:SCHOO,INTERE		CR	500.00	
		Net decrease to Appropriations		**500.00**	**.00**
JE # **BR21-01224**	JE Trans Date 05/14/2021	JE Posted 05/14/2021	Comment DB-MOVE FUNDS TO PAY INVOICE		
(009487) 13- 5310- 0- 0000- 3700- 4300- 046- 0000	CHLD NUTR:SCHOO,MATER		DR	463.00	
(009497) 13- 5310- 0- 0000- 3700- 5800- 046- 0000	CHLD NUTR:SCHOO,PROF/(		CR		463.00
				463.00	**463.00**
JE # **BR21-01246**	JE Trans Date 05/18/2021	JE Posted 05/18/2021	Comment 2020-21 TA CERT 1X		
(009470) 13- 5310- 0- 0000- 3700- 2300- 846- 0000	CHLD NUTR:SCHOO,CLASS:	BD-1X BONUS OFF SS	CR		1,000.00
(009475) 13- 5310- 0- 0000- 3700- 3202- 846- 0000	CHLD NUTR:SCHOO,PERS:(	BD-1X BONUS OFF SS	CR		229.00
(009477) 13- 5310- 0- 0000- 3700- 3312- 846- 0000	CHLD NUTR:SCHOO,FICA:CI	BD-1X BONUS OFF SS	CR		62.00
(009479) 13- 5310- 0- 0000- 3700- 3332- 846- 0000	CHLD NUTR:SCHOO,MEDIC/	BD-1X BONUS OFF SS	CR		15.00
(009483) 13- 5310- 0- 0000- 3700- 3502- 846- 0000	CHLD NUTR:SCHOO,STATE	BD-1X BONUS OFF SS	CR		12.00
(009485) 13- 5310- 0- 0000- 3700- 3602- 846- 0000	CHLD NUTR:SCHOO,WORKE	BD-1X BONUS OFF SS	CR		20.00
(009487) 13- 5310- 0- 0000- 3700- 4300- 046- 0000	CHLD NUTR:SCHOO,MATER	BD-1X BONUS OFF SS	DR	1,338.00	
				1,338.00	**1,338.00**
	Fund 13, Resource 5310 Net <Decrease> in Estimated Fund Bala		**500.00-**		
Fund **14**, Resource **0000**					
JE # **BR21-01177**	JE Trans Date 04/30/2021	JE Posted 04/30/2021	Comment JL-Adjust Interest Revenue		

Account	Description	Comment	From	To
Fund **14**, Resource **0000**				
(continued) JE # **BR21-01177** JE Trans Date 04/30/2021 JE Posted 04/30/2021 Comment JL-Adjust Interest Revenue				
(009531) 14- 0000- 0- 0000- 0000- 8660- 020- 0000	NO REPORTING RE,INTERE	DR		94.00
(009532) 14- 0000- 0- 0000- 0000- 8660- 030- 0000	NO REPORTING RE,INTERE	DR		284.00
		Net increase to Appropriations	**.00**	**378.00**
	Fund 14, Resource 0000 Net Increase in Estimated Fund Balanc	**378.00**		
Fund **20**, Resource **0000**				
JE # **BR21-01177** JE Trans Date 04/30/2021 JE Posted 04/30/2021 Comment JL-Adjust Interest Revenue				
(009627) 20- 0000- 0- 0000- 0000- 8660- 030- 0000	NO REPORTING RE,INTERE	CR	34.00	
		Net decrease to Appropriations	**34.00**	**.00**
	Fund 20, Resource 0000 Net <Decrease> in Estimated Fund Bala	**34.00-**		
Fund **21**, Resource **9720**				
JE # **BR21-01177** JE Trans Date 04/30/2021 JE Posted 04/30/2021 Comment JL-Adjust Interest Revenue				
(009654) 21- 9720- 0- 0000- 0000- 8660- 020- 0000	2012 SERIES A G,INTEREST	CR	8,700.00	
		Net decrease to Appropriations	**8,700.00**	**.00**
	Fund 21, Resource 9720 Net <Decrease> in Estimated Fund Bala	**8,700.00-**		
Fund **21**, Resource **9730**				
JE # **BR21-01177** JE Trans Date 04/30/2021 JE Posted 04/30/2021 Comment JL-Adjust Interest Revenue				
(009759) 21- 9730- 0- 0000- 0000- 8660- 030- 0000	BUILDING FUND -,INTEREST	DR		3,200.00
		Net increase to Appropriations	**.00**	**3,200.00**
	Fund 21, Resource 9730 Net Increase in Estimated Fund Balanc	**3,200.00**		
Fund **21**, Resource **9731**				
JE # **BR21-01177** JE Trans Date 04/30/2021 JE Posted 04/30/2021 Comment JL-Adjust Interest Revenue				
(009819) 21- 9731- 0- 0000- 0000- 8660- 030- 0000	SCCS PROCEEDS 2,INTERE	CR	870.00	
		Net decrease to Appropriations	**870.00**	**.00**
	Fund 21, Resource 9731 Net <Decrease> in Estimated Fund Bala	**870.00-**		
Fund **21**, Resource **9732**				
JE # **BR21-01177** JE Trans Date 04/30/2021 JE Posted 04/30/2021 Comment JL-Adjust Interest Revenue				
(009833) 21- 9732- 0- 0000- 0000- 8660- 030- 0000	QUALIFIED SCHOO,INTERES	CR	105.00	

Effective 04/27/2021 through 05/28/2021 — **Fiscal Year 2021**

Account	Description	Comment		From	To
Fund **21**, Resource **9732**					
		Net decrease to Appropriations		**105.00**	**.00**
	Fund 21, Resource 9732 Net <Decrease> in Estimated Fund Bala		**105.00-**		
Fund **21**, Resource **9733**					
JE # **BR21-01177**	JE Trans Date 04/30/2021	JE Posted 04/30/2021	Comment JL-Adjust Interest Revenue		
(009843) 21- 9733- 0- 0000- 0000- 8660- 030- 0000	BOND, MEASURE A,INTERE		DR		849.00
		Net increase to Appropriations		**.00**	**849.00**
JE # **BR21-01246**	JE Trans Date 05/18/2021	JE Posted 05/18/2021	Comment 2020-21 TA CERT 1X		
(009853) 21- 9733- 0- 0000- 8500- 2300- 830- 0000	BOND, MEASURE A,CLASS:S	BD-1X BONUS OFF SS	CR		995.00
(009856) 21- 9733- 0- 0000- 8500- 3202- 830- 0000	BOND, MEASURE A,PERS:C	BD-1X BONUS OFF SS	CR		228.00
(009858) 21- 9733- 0- 0000- 8500- 3312- 830- 0000	BOND, MEASURE A,FICA:CL	BD-1X BONUS OFF SS	CR		62.00
(009860) 21- 9733- 0- 0000- 8500- 3332- 830- 0000	BOND, MEASURE A,MEDICA	BD-1X BONUS OFF SS	CR		14.00
(009864) 21- 9733- 0- 0000- 8500- 3502- 830- 0000	BOND, MEASURE A,STATE U	BD-1X BONUS OFF SS	CR		12.00
(009866) 21- 9733- 0- 0000- 8500- 3602- 830- 0000	BOND, MEASURE A,WORKE	BD-1X BONUS OFF SS	CR		20.00
(009895) 21- 9733- 0- 0000- 8500- 6200- 000- 0000	BOND, MEASURE A,BUILDIN		DR	1,331.00	
				1,331.00	**1,331.00**
JE # **BR21-01251**	JE Trans Date 05/19/2021	JE Posted 05/19/2021	Comment JL-Add Budget		
(009895) 21- 9733- 0- 0000- 8500- 6200- 000- 0000	BOND, MEASURE A,BUILDIN		CR		490,504.00
		Net increase to Appropriations		**.00**	**490,504.00**
	Fund 21, Resource 9733 Net <Decrease> in Estimated Fund Bala		**489,655.00-**		
Fund **21**, Resource **9734**					
JE # **BR21-01177**	JE Trans Date 04/30/2021	JE Posted 04/30/2021	Comment JL-Adjust Interest Revenue		
(010390) 21- 9734- 0- 0000- 0000- 8660- 020- 0000	BOND, MEASURE B,INTERE		DR		24,350.00
		Net increase to Appropriations		**.00**	**24,350.00**
JE # **BR21-01246**	JE Trans Date 05/18/2021	JE Posted 05/18/2021	Comment 2020-21 TA CERT 1X		
(010400) 21- 9734- 0- 0000- 8500- 2300- 820- 0000	BOND, MEASURE B,CLASS:S	BD-1X BONUS OFF SS	CR		505.00
(010403) 21- 9734- 0- 0000- 8500- 3202- 820- 0000	BOND, MEASURE B,PERS:C	BD-1X BONUS OFF SS	CR		116.00
(010405) 21- 9734- 0- 0000- 8500- 3312- 820- 0000	BOND, MEASURE B,FICA:CL	BD-1X BONUS OFF SS	CR		32.00
(010407) 21- 9734- 0- 0000- 8500- 3332- 820- 0000	BOND, MEASURE B,MEDICA	BD-1X BONUS OFF SS	CR		7.00

Selection Grouped by Org, Fiscal Year, JE# - Sorted by JE Item #, (Org = 14, JE Type = R, Starting Transaction Date = 4/27/2021, Ending Transaction Date = 5/31/2021, Unposted JEs? = N, End Bud Bal? = N, JE# Page Break? = N, Description? = A, Recap? = N)

ESCAPE ONLINE

Account	Description	Comment	From	To
Fund **21**, Resource **9734** (continued)				
(continued) JE # **BR21-01246** JE Trans Date 05/18/2021 JE Posted 05/18/2021 Comment 2020-21 TA CERT 1X				
(010411) 21- 9734- 0- 0000- 8500- 3502- 820- 0000	BOND, MEASURE B,STATE L	BD-1X BONUS OFF SS CR		6.00
(010413) 21- 9734- 0- 0000- 8500- 3602- 820- 0000	BOND, MEASURE B,WORKE	BD-1X BONUS OFF SS CR		10.00
(010424) 21- 9734- 0- 0000- 8500- 6200- 000- 0000	BOND, MEASURE B,BUILDIN	DR	676.00	
			676.00	**676.00**
	Fund 21, Resource 9734 Net Increase in Estimated Fund Balanc	**24,350.00**		
Fund **21**, Resource **9735**				
JE # **BR21-01177** JE Trans Date 04/30/2021 JE Posted 04/30/2021 Comment JL-Adjust Interest Revenue				
(015813) 21- 9735- 0- 0000- 0000- 8660- 030- 0000	Series B Second,INTEREST	CR	19,300.00	
		Net decrease to Appropriations	**19,300.00**	**.00**
	Fund 21, Resource 9735 Net <Decrease> in Estimated Fund Bala	**19,300.00-**		
Fund **21**, Resource **9736**				
JE # **BR21-01177** JE Trans Date 04/30/2021 JE Posted 04/30/2021 Comment JL-Adjust Interest Revenue				
(015830) 21- 9736- 0- 0000- 0000- 8660- 020- 0000	Series B Elem,INTEREST	CR	49,600.00	
		Net decrease to Appropriations	**49,600.00**	**.00**
	Fund 21, Resource 9736 Net <Decrease> in Estimated Fund Bala	**49,600.00-**		
	Fund 21 Net <Decrease> in Estimated Fund Balance	**540,680.00-**		
Fund **25**, Resource **0000**				
JE # **BR21-01232** JE Trans Date 05/14/2021 JE Posted 05/14/2021 Comment JL-Remove budgets in 20-21 and Budget for 21-22				
(017916) 25- 0000- 0- 0000- 8500- 6200- 033- 0000	NO REPORTING RE,BUILDIN	DR	24,491.00	
(017915) 25- 0000- 0- 0000- 8500- 6200- 036- 0000	NO REPORTING RE,BUILDIN	DR	32,132.00	
(017913) 25- 0000- 0- 0000- 8500- 6200- 037- 0000	NO REPORTING RE,BUILDIN	DR	22,034.00	
(017912) 25- 0000- 0- 0000- 8500- 6200- 039- 0000	NO REPORTING RE,BUILDIN	DR	16,859.00	
(023152) 25- 0000- 0- 0000- 8700- 5600- 039- 9121	NO REPORTING RE,RENTAL	DR	11,041.00	
		Net decrease to Appropriations	**106,557.00**	**.00**
	Fund 25, Resource 0000 Net Increase in Estimated Fund Balanc	**106,557.00**		
Fund **25**, Resource **9010**				
JE # **BR21-01177** JE Trans Date 04/30/2021 JE Posted 04/30/2021 Comment JL-Adjust Interest Revenue				
(010812) 25- 9010- 0- 0000- 0000- 8660- 030- 0000	OTHER RESTRICTE,INTERE	CR	469.00	

Effective 04/27/2021 through 05/28/2021 — **Fiscal Year 2021**

Account	Description	Comment	From	To
Fund **25**, Resource **9010**				
		Net decrease to Appropriations	**469.00**	**.00**
	Fund 25, Resource 9010 Net <Decrease> in Estimated Fund Bala	**469.00-**		
	Fund 25 Net Increase in Estimated Fund Balance	**106,088.00**		
Fund **40**, Resource **0000**				
JE # **BR21-01177** JE Trans Date 04/30/2021	JE Posted 04/30/2021	Comment JL-Adjust Interest Revenue		
(010837) 40- 0000- 0- 0000- 0000- 8660- 030- 0000	NO REPORTING RE,INTERE	CR	5.00	
		Net decrease to Appropriations	**5.00**	**.00**
	Fund 40, Resource 0000 Net <Decrease> in Estimated Fund Bala	**5.00-**		
Fund **73**, Resource **0961**				
JE # **BR21-01177** JE Trans Date 04/30/2021	JE Posted 04/30/2021	Comment JL-Adjust Interest Revenue		
(010861) 73- 0961- 0- 0000- 0000- 8660- 030- 0000	A.G. WILSON FAM,INTERES	CR	30.00	
		Net decrease to Appropriations	**30.00**	**.00**
	Fund 73, Resource 0961 Net <Decrease> in Estimated Fund Bala	**30.00-**		
Fund **73**, Resource **0963**				
JE # **BR21-01177** JE Trans Date 04/30/2021	JE Posted 04/30/2021	Comment JL-Adjust Interest Revenue		
(010873) 73- 0963- 0- 0000- 0000- 8660- 030- 0000	KAILA TINDEL ME,INTERES	CR	1.00	
		Net decrease to Appropriations	**1.00**	**.00**
	Fund 73, Resource 0963 Net <Decrease> in Estimated Fund Bala	**1.00-**		
Fund **73**, Resource **0964**				
JE # **BR21-01177** JE Trans Date 04/30/2021	JE Posted 04/30/2021	Comment JL-Adjust Interest Revenue		
(010880) 73- 0964- 0- 0000- 0000- 8660- 030- 0000	MARIJANE E. (LI,INTEREST	CR	55.00	
		Net decrease to Appropriations	**55.00**	**.00**
	Fund 73, Resource 0964 Net <Decrease> in Estimated Fund Bala	**55.00-**		
Fund **73**, Resource **0966**				
JE # **BR21-01177** JE Trans Date 04/30/2021	JE Posted 04/30/2021	Comment JL-Adjust Interest Revenue		
(010894) 73- 0966- 0- 0000- 0000- 8660- 030- 0000	GINO PANELLI ME,INTERES	CR	15.00	
		Net decrease to Appropriations	**15.00**	**.00**

Selection Grouped by Org, Fiscal Year, JE# - Sorted by JE Item #, (Org = 14, JE Type = R, Starting Transaction Date = 4/27/2021, Ending Transaction Date = 5/31/2021, Unposted JEs? = N, End Bud Bal? = N, JE# Page Break? = N, Description? = A, Recap? = N)

Account	Description	Comment	From	To
	Fund 73, Resource 0966 Net <Decrease> in Estimated Fund Bala	**15.00-**		
Fund **73**, Resource **0967**				
JE # **BR21-01177** JE Trans Date 04/30/2021 JE Posted 04/30/2021		Comment JL-Adjust Interest Revenue		
(010902) 73- 0967- 0- 0000- 0000- 8660- 030- 0000	BILL DOYLE MEMO,INTERES	CR	6.00	
		Net decrease to Appropriations	**6.00**	**.00**
	Fund 73, Resource 0967 Net <Decrease> in Estimated Fund Bala	**6.00-**		
Fund **73**, Resource **0968**				
JE # **BR21-01177** JE Trans Date 04/30/2021 JE Posted 04/30/2021		Comment JL-Adjust Interest Revenue		
(010907) 73- 0968- 0- 0000- 0000- 8660- 030- 0000	D. MUNRO JR MEM,INTERES	CR	3.00	
		Net decrease to Appropriations	**3.00**	**.00**
	Fund 73, Resource 0968 Net <Decrease> in Estimated Fund Bala	**3.00-**		
Fund **73**, Resource **0971**				
JE # **BR21-01177** JE Trans Date 04/30/2021 JE Posted 04/30/2021		Comment JL-Adjust Interest Revenue		
(010914) 73- 0971- 0- 0000- 0000- 8660- 030- 0000	NFF/D SCOPPETTO,INTERE	CR	9.00	
		Net decrease to Appropriations	**9.00**	**.00**
	Fund 73, Resource 0971 Net <Decrease> in Estimated Fund Bala	**9.00-**		
Fund **73**, Resource **0972**				
JE # **BR21-01177** JE Trans Date 04/30/2021 JE Posted 04/30/2021		Comment JL-Adjust Interest Revenue		
(010920) 73- 0972- 0- 0000- 0000- 8660- 030- 0000	B-MITCHELL ATHL,INTERES	CR	1.00	
		Net decrease to Appropriations	**1.00**	**.00**
	Fund 73, Resource 0972 Net <Decrease> in Estimated Fund Bala	**1.00-**		
Fund **73**, Resource **0974**				
JE # **BR21-01177** JE Trans Date 04/30/2021 JE Posted 04/30/2021		Comment JL-Adjust Interest Revenue		
(010929) 73- 0974- 0- 0000- 0000- 8660- 030- 0000	WARREN SCHOLARS,INTER	CR	1.00	
		Net decrease to Appropriations	**1.00**	**.00**
	Fund 73, Resource 0974 Net <Decrease> in Estimated Fund Bala	**1.00-**		
Fund **73**, Resource **0976**				
JE # **BR21-01177** JE Trans Date 04/30/2021 JE Posted 04/30/2021		Comment JL-Adjust Interest Revenue		
(010943) 73- 0976- 0- 0000- 0000- 8660- 030- 0000	THURSTON SCHOLA,INTERI	CR	1,500.00	

Account	Description	Comment	From	To
Fund **73**, Resource **0976**				
		Net decrease to Appropriations	**1,500.00**	**.00**
	Fund 73, Resource 0976 Net <Decrease> in Estimated Fund Bala	**1,500.00-**		
Fund **73**, Resource **0977**				
JE # **BR21-01177**	JE Trans Date 04/30/2021	JE Posted 04/30/2021	Comment JL-Adjust Interest Revenue	
(010957) 73- 0977- 0- 0000- 0000- 8660- 030- 0000	HENRY & LOUISE,INTEREST	DR		4.00
		Net increase to Appropriations	**.00**	**4.00**
	Fund 73, Resource 0977 Net Increase in Estimated Fund Balanc	**4.00**		
Fund **73**, Resource **0978**				
JE # **BR21-01177**	JE Trans Date 04/30/2021	JE Posted 04/30/2021	Comment JL-Adjust Interest Revenue	
(010967) 73- 0978- 0- 0000- 0000- 8660- 030- 0000	ANGELL TRUST SC,INTERES	CR	120.00	
		Net decrease to Appropriations	**120.00**	**.00**
	Fund 73, Resource 0978 Net <Decrease> in Estimated Fund Bala	**120.00-**		
Fund **73**, Resource **0979**				
JE # **BR21-01177**	JE Trans Date 04/30/2021	JE Posted 04/30/2021	Comment JL-Adjust Interest Revenue	
(010977) 73- 0979- 0- 0000- 0000- 8660- 030- 0000	HASTINGS HUTCHI,INTERES	CR	10.00	
		Net decrease to Appropriations	**10.00**	**.00**
	Fund 73, Resource 0979 Net <Decrease> in Estimated Fund Bala	**10.00-**		
Fund **73**, Resource **0983**				
JE # **BR21-01177**	JE Trans Date 04/30/2021	JE Posted 04/30/2021	Comment JL-Adjust Interest Revenue	
(010998) 73- 0983- 0- 0000- 0000- 8660- 030- 0000	LOMA PRIETA SCH,INTERES	CR	15.00	
		Net decrease to Appropriations	**15.00**	**.00**
	Fund 73, Resource 0983 Net <Decrease> in Estimated Fund Bala	**15.00-**		
Fund **73**, Resource **0985**				
JE # **BR21-01177**	JE Trans Date 04/30/2021	JE Posted 04/30/2021	Comment JL-Adjust Interest Revenue	
(011011) 73- 0985- 0- 0000- 0000- 8660- 030- 0000	ARTEMIS DRULIAS,INTERES	CR	90.00	
		Net decrease to Appropriations	**90.00**	**.00**
	Fund 73, Resource 0985 Net <Decrease> in Estimated Fund Bala	**90.00-**		

Selection Grouped by Org, Fiscal Year, JE# - Sorted by JE Item #, (Org = 14, JE Type = R, Starting Transaction Date = 4/27/2021, Ending Transaction Date = 5/31/2021, Unposted JEs? = N, End Bud Bal? = N, JE# Page Break? = N, Description? = A, Recap? = N)

Effective 04/27/2021 through 05/28/2021 — **Fiscal Year 2021**

Account	Description	Comment	From	To
Fund **73**, Resource **0986**				
JE # **BR21-01177** JE Trans Date 04/30/2021 JE Posted 04/30/2021 Comment JL-Adjust Interest Revenue				
(011015) 73- 0986- 0- 0000- 0000- 8660- 030- 0000	SCHS TRUST SCHO,INTERE	CR	1.00	
		Net decrease to Appropriations	**1.00**	**.00**
	Fund 73, Resource 0986 Net <Decrease> in Estimated Fund Bala	**1.00-**		
Fund **73**, Resource **0990**				
JE # **BR21-01177** JE Trans Date 04/30/2021 JE Posted 04/30/2021 Comment JL-Adjust Interest Revenue				
(011045) 73- 0990- 0- 0000- 0000- 8660- 030- 0000	MCDOWELL SCHOLA,INTER	CR	140.00	
		Net decrease to Appropriations	**140.00**	**.00**
	Fund 73, Resource 0990 Net <Decrease> in Estimated Fund Bala	**140.00-**		
Fund **73**, Resource **0992**				
JE # **BR21-01177** JE Trans Date 04/30/2021 JE Posted 04/30/2021 Comment JL-Adjust Interest Revenue				
(011057) 73- 0992- 0- 0000- 0000- 8660- 030- 0000	BURT LOWE SCHOL,INTERE	CR	115.00	
		Net decrease to Appropriations	**115.00**	**.00**
	Fund 73, Resource 0992 Net <Decrease> in Estimated Fund Bala	**115.00-**		
Fund **73**, Resource **0995**				
JE # **BR21-01177** JE Trans Date 04/30/2021 JE Posted 04/30/2021 Comment JL-Adjust Interest Revenue				
(011074) 73- 0995- 0- 0000- 0000- 8660- 030- 0000	DIANE TRAPIN ME,INTERES	CR	9.00	
		Net decrease to Appropriations	**9.00**	**.00**
	Fund 73, Resource 0995 Net <Decrease> in Estimated Fund Bala	**9.00-**		
Fund **73**, Resource **0996**				
JE # **BR21-01177** JE Trans Date 04/30/2021 JE Posted 04/30/2021 Comment JL-Adjust Interest Revenue				
(011080) 73- 0996- 0- 0000- 0000- 8660- 030- 0000	HARBOR HS AVID,INTERES	CR	3.00	
		Net decrease to Appropriations	**3.00**	**.00**
	Fund 73, Resource 0996 Net <Decrease> in Estimated Fund Bala	**3.00-**		
Fund **73**, Resource **0997**				
JE # **BR21-01177** JE Trans Date 04/30/2021 JE Posted 04/30/2021 Comment JL-Adjust Interest Revenue				
(011086) 73- 0997- 0- 0000- 0000- 8660- 030- 0000	TOSTA FAMILY SC,INTERES	CR	53.00	

Effective 04/27/2021 through 05/28/2021 **Fiscal Year 2021**

Account	Description	Comment	From	To
Fund **73**, Resource **0997**				
		Net decrease to Appropriations	**53.00**	**.00**
	Fund 73, Resource 0997 Net <Decrease> in Estimated Fund Bala	**53.00-**		
Fund **73**, Resource **0998**				
JE # **BR21-01177**	JE Trans Date 04/30/2021	JE Posted 04/30/2021	Comment JL-Adjust Interest Revenue	
(011092) 73- 0998- 0- 0000- 0000- 8660- 030- 0000	LYNETTE SEIBEL,INTEREST	DR		1.00
		Net increase to Appropriations	**.00**	**1.00**
	Fund 73, Resource 0998 Net Increase in Estimated Fund Balanc	**1.00**		
	Fund 73 Net <Decrease> in Estimated Fund Balance	**2,172.00-**		
		Total for Org 014	**8,472,128.00**	**5,102,034.00**
Org 014 Net Increase in Estimated Fund Balance	**4,623,798.00**			**Net decrease to Appropriations**

SANTA CRUZ CITY SCHOOL DISTRICT

AGENDA ITEM: Disposition of Surplus Property

MEETING DATE: June 16, 2021

FROM: Jim Monreal, Assistant Superintendent, Business Services

THROUGH: Kris Munro, Superintendent

RECOMMENDATION:
Authorize the Assistant Superintendent of Business Services, or his designee, to sell or dispose of the surplus property on the attached list(s) in accordance with Board Policy 3270 and Administrative Regulation 3270A.

BACKGROUND:
Education Code Section 17545 (a) provides that the Board of Education may sell for cash any personal property belonging to the District if the property is not required for school purposes, or if it should be disposed of for the purpose of replacement, or if it is unsatisfactory or not suitable for school use. (b) The governing board may choose to conduct any sale of personal property authorized under this section by means of a public auction conducted by employees of the district or other public agencies, or by contract with a private auction firm. The board may delegate to the district employee responsible for conducting the auction the authority to transfer the personal property to the highest responsible bidder upon completion of the auction and after payment has been received by the district.

Section 17546(a) If the governing board, by a unanimous vote of those members present, finds that the property, whether one or more items, does not exceed in value the sum of two thousand five hundred dollars ($2,500), it may be sold at private sale without advertising, by any employee of the district empowered for that purpose by the board. (b) Any item or items of property having previously been offered for sale pursuant to Section 17545, but for which no qualified bid was received, may be sold at private sale without advertising by any employee of the district empowered for that purpose by the board. (c) If the board, by a unanimous vote of those members present, finds that the property is of insufficient value to defray the costs of arranging a sale, the property may be donated to a charitable organization deemed appropriate by the board, or it may be disposed of in the local public dump on order of any employee of the district empowered for that purpose by the board.

Per Education Code 60530(b), instructional materials may be destroyed by any economical means, provided that no instructional material shall be destroyed until 30 days after the governing board has given notice to all persons who have filed a request for such notice.

FISCAL IMPACT:
None.

This work is in direct support of the following District goal and its corresponding metric:

Goal #5: SCCS will maintain a balanced budget and efficient and effective management.

SCCS BOARD OF EDUCATION

MEETING OF JUNE 16, 2021

SURPLUS PROPERTY

DEPARTMENT: BRANCIFORTE MIDDLE SCHOOL

	# Copies	**Property Description**	**Year/Age**	**Condition**	**Value**
1.	172	History Alive- 6th grade set	2004/05	Used	$0
2.	174	History Alive- 7th grade set	2004/05	Used	$0
3.	253	History Alive- 8th grade set	2004/05	Used	$0
4.	80	History Alive- Spanish copy	2004/05	Used	$0
5.	6	History Alive- Teacher Curriculum Boxes	2004/05	Used	$0
				Total	$0

It is recommended that the Board of Education authorize the Assistant Superintendent, Business Services, or his designee, to sell or dispose of the surplus property in accordance with Board Policy 3270 and Administrative Regulation 3270A.

Approval Date: _____ Approved By: _____

SANTA CRUZ CITY SCHOOL DISTRICT

AGENDA ITEM: Certificated Personnel Actions

MEETING DATE: June 16, 2021

FROM: Molly Parks, Assistant Superintendent of Human Resources

THROUGH: Kris Munro, Superintendent

RECOMMENDATION:
Approve the certificated personnel actions as submitted.

BACKGROUND:
The attached certificated personnel actions are submitted in accordance with District policy, California Education Code and the negotiated contract.

This work is in direct support of the following District goals and their corresponding metrics:

Goal #1: All SCCS students will be prepared to successfully access post-secondary college and career opportunities.
Goal #2: SCCS will create positive, engaging school environments that promote the development of cognitive skills and the social emotional well-being of all students.
Goal #3: We will eliminate the achievement gaps that currently exist between demographic groups within the SCCS student community.
Goal #4: We will develop a highly collaborative, professional culture focused on supporting effective teaching.

2021-2022 APPOINTMENTS:

Certificated:

Jeremy Clark, 1.0 Spanish Teacher at Soquel High School. Jeremy's educational background includes a Single Subject Credential in World Languages, plus a Masters of Arts in Teaching from Grand Canyon University, Education "History" from Walla Walla University, and a Bachelor of Arts/Science in Economics and International Studies from The Evergreen State College. Jeremy taught Spanish levels 1, 2, 3, 4 for (9th-12th grades). Jeremy will offer SCCS twenty-five years of experience, and a status of Probationary 1.

Marri Coen, 1.0 Response to Intervention (RTI) Coordinator at BayView. Marri's educational background includes a B.A/B.S in American Studies from Wesleyan University. Marri holds a Credential in Elementary Education from San Francisco State University. Marri will offer SCCS nineteen years of experience, and a status of Probationary 1.

Kara Daillak, 1.0 Response to Intervention (RTI) Coordinator at DeLaveaga Elementary. Kara's educational background includes a BA in Asian Studies with Japanese Emphasis from UC Santa Barbara. She holds a Clear Multiple Subject Credential. Kara was a Literacy Teacher/Coach at the San Francisco Unified School District, and 2nd & 4th Grade Teacher at Soquel Elementary School. Kara will offer SCCS eighteen years of experience, and a status of Probationary 1.

Krislynn Duke, .60 Adapted PE Teacher for Special Education. Krislynn's educational background includes a BA in Physical Education from Liberty University, and a Masters in Education from Central Michigan University. She holds a clear Single Subject credential in Physical Education and a Lifetime Credential in Adaptive Physical Education . Krislynn will offer seventeen years of experience, and a status of Probationary 1.

Dylan Fleisch, 1.0 Social Studies Teacher at Harbor High School. Dylan's educational background includes a BA in Political Science from Arizona State University, and a Masters in Secondary Education from the University of Phoenix. She holds a Single Subject credential in Social Science. Dylan will offer eight years of experience, and a status of Probationary 1.

Angela Gates, 1.0 Library Media Teacher at Soquel High School. Angela's educational background includes a BA in History from UC Santa Cruz, and a Masters in Library and Information Science. Angela holds a Preliminary Single Subject Teaching Credential in Social Studies, a Designated Subjects Credential in Education, Child Development, and Family Services, and a Preliminary Teacher Librarian Credential from San Jose State University. Angela has four years of experience with SCCS as a Library Media Assistant as well as a Paraeducator, and a status of Probationary 0.

Haley Leifheit, 1.0 English & Social Studies Teacher at Soquel High School. Haley's educational background includes a BA in English and Masters of Education from UC Santa Barbara. Heley holds a Preliminary Single Subject Credential in English, and a status of Probationary 1.

Christine Spaugh, 1.0 Kindergarten/1st Grade Teacher at Gault Elementary School. Christine's educational background includes a BA in History, and Masters of Education from UC Santa Cruz. Christine holds a Preliminary Multiple Subject Credential with an English Learners Authorization. Christine completed her student teaching at Gault Elementary, and a status of Temporary.

Justyn Vanderplas, 1.0 Physical Education Teacher at Branciforte Middle School. Justyn's educational background includes a BA in Communication from Bethany University, and Masters of Education from Brandman University. Justyn completed her internship at La Paz Middle School in Salinas, CA. Justyn holds a Preliminary Single Subject Credential in Physical Education, and a status of Probationary 1.

SANTA CRUZ CITY SCHOOL DISTRICT

AGENDA ITEM: Classified Personnel Actions

MEETING DATE: June 16, 2021

FROM: Molly Parks, Asst. Superintendent, Human Resources

THROUGH: Kris Munro, Superintendent

RECOMMENDATION:
Approve the classified personnel actions as submitted.

BACKGROUND:
The attached lists of classified personnel actions are submitted in accordance with the District, SCCCE Agreement and the Merit Rules.

This work is in direct support of the following district goals and their corresponding metrics:

Goal #1: All SCCS students will be prepared to successfully access post-secondary college and career opportunities.
Goal #2: SCCS will create positive, engaging school environments that promote the development of cognitive skills and the social-emotional well-being of all students.
Goal #3: We will eliminate the achievement gaps that currently exist between demographic groups within the SCCS student community.
Goal #4: We will develop a highly collaborative, professional culture focused on supporting effective teaching.

CLASSIFIED EMPLOYEE ACTIONS

Reviewed by Director-Classified Personnel: *Keneé Houser 6/8/21*

•Employment Actions Concerning Regular Assignments•

Probationary (New Hires or Temporary Employees Made Regular):

Lacey, Jerene, Director-Finance - FIN, 8 hrs/12 mos, effective 6/3/21

Promotion:

Buckley, Trevor, from Associate Mental Health Specialist-SC, 5.2 hrs/9 mos to Mental Health Specialist-SC, 8 hrs/9 mos, effective 7/1/21

Fernandez, Maia, from Paraeducator-After School-GA 3.9 hrs/9 mos to Program Coordinator-After School-GA, 5 hrs/9 mos, effective 7/1/21

Flores, Ellery, from Day Custodian-M/O, 8 hrs/12 mos to Lead Custodian-M/O, 8 hrs/12 mos, effective 5/24/21

Transfer:

Waters, Emma, Playground/Recess Coach, from DL to WL, 3.5 hrs/9 mos, effective 7/1/21

Separation from Service:

Cirerol, Michaela, Accounts Payable Technician - FIN, 8 hrs/12 mos, effective 6/1/21

Fennell-Tortoledo, Alex, Day Custodian - BSS, 8 hrs/12 mos, effective 5/28/21

Francis, Julie, Health Office Assistant - HHS, 3 hrs/9 mos, effective 6/2/21

Gill, Madison, Paraeducator-Sped - MHMS, 5 hrs/9 mos, effective 5/31/21

May, Emily, Paraeducator - WL, 3 hrs/9 mos, effective 5/31/21

•Limited Term Project (not to exceed 126 days)/Substitutes: •

New Temporary Employees/EWR: none

Existing Temporary Employees/EWR:

Castro Zarate, Jonathan, Night Custodian - C/I, not to exceed 210 hrs, 5/16 - 6/30/21

Gaona, Jesus, Night Custodian - C/I, not to exceed 210 hrs, 5/16 - 6/30/21

Garcia Ramirez, Luis, Night Custodian - C/I, not to exceed 210 hrs, 5/16 - 6/30/21

Garcia Ramirez, Trigo, Night Custodian - C/I, not to exceed 210 hrs, 5/16 - 6/30/21

Jernandez, Maria J, Paraeducator-Academic Intervention - C/I, not to exceed 200 hrs, 5/16 - 6/30/21

Johns, Sofia, Paraeducator-Academic Intervention - C/I, not to exceed 200 hrs, 5/16 - 6/30/21

Meyer, Benjamin, Paraeducator-Academic Intervention - C/I, not to exceed 200 hrs, 5/16 - 6/30/21

Ripley Phipps, Gabriella, Paraeducator-Academic Intervention - BSS, not to exceed 40 hrs, 5/16 - 6/15/21

Solis, Daniela, Paraeducator-Academic Intervention - C/I, not to exceed 200 hrs, 5/16 - 6/30/21

Waters, Carolyn, Paraeducator-Academic Intervention - C/I, not to exceed 150 hrs, 5/16 - 6/30/21

York, Alexander, Paraeducator-Academic Intervention - C/I, not to exceed 200 hrs, 5/16 - 6/30/21

Existing Regular Employees/EWR:

Adler, Jacqueline, School Administrative Assistant III - SC, not to exceed 80 hrs, 6/1 - 6/15/21

Anderson, Mace, Playground/Recess Coach - GA, not to exceed 3.5 hrs, 4/19 - 5/27/21

Ashton, Gerri, Paraeducator-Sped - BSS, not to exceed 10 hrs, 5/16 - 6/15/21

Auble, Sara, Paraeducator-Academic Intervention - BV, not to exceed 7 hrs, 5/20 - 5/25/21

Byrd, Sierra, Textbook Media Assistant - SC, not to exceed 33 hrs, 5/25 - 6/3/21

Castaneda II, Manuel, Behavior Technician-PBIS - BV, not to exceed 3 hrs, 5/28/21

Clark Williams, Gabriella, Textbook/Media Assistant - SC, not to exceed 15 hrs, 6/3 - 6/15/21

Cusirramos, Mirella, Paraeducator-Academic Intervention - C/I, not to exceed 150 hrs, 5/16 - 6/30/21

Elliott Perkins, Pamela, School Administrative Assistant II - BMS, not to exceed 25 hrs, 5/27 - 6/30/21

Espinoza-Saldana, Efrain, Paraeducator - BSS, not to exceed 10 hrs, 5/16 - 6/15/21

Flores, Eliot, Day Custodian - DL, not to exceed 2 hrs, 5/26/21

Flores, Evelyn, Paraeducator-Academic Intervention - C/I, not to exceed 112 hrs, 5/16 - 6/30/21

Lamendola, Matthew, Food Service Worker I - FS, not to exceed 140 hrs, 6/7 - 8/6/21

Lopez, Areli, Paraeducator-Academic Intervention - C/I, not to exceed 150 hrs, 5/16 - 6/30/21

Medlen, Kristi, Paraeducator-Academic Intervention - C/I, not to exceed 150 hrs, 5/16 - 6/30/21

Mongiello, Olivia, Paraeducator-Academic Intervention - BV, not to exceed 7.5 hrs, 5/20 - 5/25/21

Moreno, Eduardo, Campus Safety Supervisor - C/I, not to exceed 210 hrs, 5/16 - 6/30/21

North, Kristine, Paraeducator-Academic Intervention - C/I, not to exceed 150 hrs, 5/16 - 6/30/21

Novak, Theresa, Paraeducator-Academic Intervention - C/I, not to exceed 200 hrs, 5/16 - 6/30/21

Ramirez, Gustavo, Campus Safety Supervisor - C/I, not to exceed 165 hrs, 5/16 - 6/30/21

Rocha, Ana, Paraeducator-Academic Intervention - C/I, not to exceed 200 hrs, 5/16 - 6/30/21

Rogers, Lauren, Paraeducator-Academic Intervention - C/I, not to exceed 82 hrs, 6/1 - 6/30/21

Selder, Simone, Paraeducator-Sped - ESY, not to exceed 200 hrs, 5/16 - 6/30/21

Silva Robles, Fe, Interpreter/Translator - DO, not to exceed 2 hrs, 5/16 - 6/15/21

Slakey, Peggy, School Administrative Assistant II - MH, not to exceed 30 hrs, 5/25 - 6/30/21

Smith, Jennifer, Registrar - SHS, not to exceed 25 hrs, 6/3 - 6/15/21

Vu, Le, Paraeducator-Academic Intervention - C/I, not to exceed 112 hrs, 5/16 - 6/30/21

Waters, Emma, Playground/Recess Coach - DL, not to exceed

Wofford, Klorissa, Attendance Technician - BMS, not to exceed 16 hrs, 5/28 - 6/1/21

Wofford, Klorissa, Campus Safety Supervisor- C/I, not to exceed 210 hrs, 5/16 - 6/30/21

•Eligibility Lists Established•

Attendance Technician

Library Media Assistant

Paraeducator Academic Intervention

Paraeducator Special Education

Playground Recess Coach

Program Coordinator - Afterschool Programs

SANTA CRUZ CITY SCHOOLS DISTRICT

AGENDA ITEM: New Job Description: Fleet Technician/School Bus Driver

MEETING DATE: June 16, 2021

FROM: Molly Parks, Assistant Superintendent, Human Resources

THROUGH: Kris Munro, Superintendent

RECOMMENDATION:
Approve the new job description for Fleet Technician/School Bus Driver.

BACKGROUND:
The state of California requires monthly vehicle inspections. The outside vendor that Santa Cruz City Schools has relied upon to provide this service has limited availability. In addition to inspections, this position will conduct light maintenance on vehicles. In the 2019-20 school year, the district spent $95,000 on inspections and repairs.

This position will align Santa Cruz City Schools with best practices among school districts throughout California. The job description was approved by the Personnel Commission on June 8, 2021. Per EC 45276, the Governing Board shall fix the duties of all positions in the classified service. The Personnel Commission shall approve minimum qualification requirements and ensure that salaries are correctly aligned.

FISCAL IMPACT:
Classified Salary Schedule Range 32: Step 1 - $21.28 to Step 6 - $27.13 ($25,430 to $32,420 annually- based on 239 workdays and 5 hours a day)

This work is in direct support of the following District goals and their corresponding metrics:

Goal #5: SCCS will maintain a balanced budget and efficient and effective management.

SANTA CRUZ CITY SCHOOLS

JOB DESCRIPTION

FLEET TECHNICIAN / SCHOOL BUS DRIVER

DEFINITION:

Under the direction of the Supervisor-Transportation, transport students over scheduled routes; ensure safety of students while being transported to an assigned location on a designated route; maintain order and discipline among passengers on the bus; perform regular safety inspections of the buses; operate the school bus in a safe manner.

ESSENTIAL DUTIES AND RESPONSIBILITIES:

- Conduct or arrange for State safety inspections on school buses and other SCCS vehicles.
- Act as a liaison between mechanics, vendors, California Highway Patrol personnel and SCCS.
- Systematically maintain SCCS fleet vehicles as assigned.
- Conduct PMI (Preventative Maintenance Inspection) for A services on all SCCS school buses.
- Replace or repair any non-working lights and wiper blades.
- Assist in starting all vehicles and buses with any issues including jump starting batteries.
- Check and maintain proper air pressure for tires on all vehicles.
- Remove or replace bus seats for buses that support variable seating and recover any damaged seats.
- Perform any minor repairs when listed from daily reports submitted by bus drivers.
- Attend school bus accident scene to provide appropriate legal reports and documentation as required.
- Assist the Driver Instructor in performing driver vehicle proficiency training of employees.
- Maintain complete, current and accurate records related to vehicles, assuring compliance with California Department of Education, California Highway Patrol requirements, and California Vehicle Codes.
- Review daily vehicle inspection reports.
- Issue and maintain records on fuel cards.
- Monitor vendors for quality and service.
- Assist in preparing cost estimates for budget and planning purposes.
- Assist Dispatch and serve as a backup to Dispatch in their absence.
- Prepare and analyze various reports throughout the year.
- Answer telephone and respond to questions from employees, vendors, and others.
- Prepare and maintain complex records and reports as required by the District.
- Drive a school bus or other transportation vehicle along a designated route, to field trips and special activities as assigned.
- Transport students and discharge students in accordance with time schedules; escort and assist students on and off vehicles and across streets when required or necessary; meet scheduled departure and arrival times as assigned; observe legal and defensive driving practices; ensure compliance with applicable traffic and student transportation laws, codes and regulations.
- Perform pre-trip and post-trip inspections to monitor fluid levels and vehicle condition; adjust tire pressure and mirrors; fuel, service and prepare vehicle for operation; ensure the safe operating condition of the vehicle; comply with mandated guidelines; clean assigned vehicles, both interior and exterior; ensure safety, appearance, and sanitation of vehicle; report mechanical malfunctions or other problems as required.
- Maintain order and discipline among passengers on the bus; report observations and incidents including discipline, inappropriate social behavior; communicate effectively with school staff and parents regarding student behavior as needed.
- Assess incidents, complaints, accidents and potential emergency situations including road hazards, medical emergencies, and accidents; resolve and recommend a resolution to the situation; determine appropriate action in emergency situations according to established guidelines; administer first aid/CPR to passengers as necessary.
- Maintain buses in a clean and safe operating condition; wash, sweep and clean buses.

- Assist students as needed in boarding, buckling, and loading, securing and unloading students in wheelchairs as assigned by the position.
- Conduct emergency evacuation drills; ensure efficiency of procedures and complying with mandated requirements; administer first aid as necessary.
- Prepare routine logs, route sheets and reports as required.
- Attend meetings, classroom and behind the wheel training, safety meetings, in-services, administrative conferences; maintain required skills; meet the certificate requirements of a school bus driver.
- Utilize two-way radios for bus to bus and bus to base communications; notify appropriate personnel of delays or accidents as needed;
- Communicate with students, parents, staff and the general public in a courteous manner; respond to inquiries regarding assigned activities.
- Read and interpret maps to assure most efficient routing based on prevailing traffic patterns.

OTHER DUTIES:

- Perform related duties as assigned.

REQUIRED QUALIFICATIONS:

Education and Experience:

- Any combination equivalent to: graduating from high school and two years of bus driving experience, repair and maintenance involving buses and other SCCS vehicles or a combination of training and experience that would provide the applicant with the required knowledge and abilities to successfully perform job duties.

Licenses and other Requirements

- Valid California Commercial Driver's License Class A or B with appropriate endorsements to operate a school bus as a school bus driver.
- Valid First Aid and CPR Certificate issues by an authorized agency.
- Valid California Special driver's certificate (DL45), unrestricted except for #1-Automatic Transmission only.
- Valid Medical Examiner's Certificate.
- Comply with District policy and US Department of Transportation's drug and alcohol testing regulations including random, reasonable suspicious and post-accident testing.
- Attend in-services and training required to maintain licenses and certificates.
- A safe driving record in accordance with the requirements of the California Department of Motor Vehicles is required.
- Incumbents must be a minimum of 21 years of age.

Knowledge of:

- Safe and defensive driving practices.
- Proper operation, inspection and maintenance of school buses.
- Applicable Federal, State, Local and District codes, directives and regulations for the transportation of students and inspecting and maintaining school buses.
- Tools and terminology used in vehicle service and repair work.
- Diesel, gasoline, and alternatively fueled engines and related tools or equipment used for preventative maintenance procedures and minor repairs.
- Fuel, fluids, and chemicals used in maintenance and operation of buses and other automotive vehicles, including gasoline, oil, transmission or brake fluid, battery acid, etc.
- Basic first aid procedures.
- Basic record-keeping techniques.
- Proper lifting techniques.

- Interpersonal skills using tact, patience, kindness and courtesy.
- Health and safety regulations.
- Oral and written communication skills.
- Air brake systems.
- Safe driving practices.
- Child guidance practices related to students with special needs.

Desirable Qualifications

- ASE (Automotive Service Excellence) Certifications are desirable; particularly applicable bus certificates.

Ability to:

- Identify, diagnose, and make minor repairs for mechanical defects or problems.
- Recognize malfunctions in equipment and take appropriate action.
- Read, interpret, and understand maintenance manuals, mechanical and electrical schematics or diagrams.
- Use tools required for minor vehicle service and repair work.
- Utilize and apply the technology of work processing, database, and spreadsheet applications.
- Ability to operate all school bus and other transportation vehicles and equipment skillfully, safely and efficiently.
- Make sound judgment in emergency situations.
- Conduct safety inspections and perform routine preventive maintenance.
- Learn and apply policies and procedures related to student discipline on buses.
- Read and interpret maps.
- Observe legal and defensive driving practices.
- Learn and follow designated routes.
- Maintain bus in clean and proper working condition.
- Administer first aid/CPR as necessary.
- Demonstrate an understanding, patient and receptive attitude toward students with special needs.
- Learn proper lifting techniques.
- Maintain routine logs and records.
- Understand and follow oral and written directions.
- Communicate effectively with others
- Meet schedules and timelines.
- Operate a two-way radio.
- Meet the physical requirements necessary to perform the job.
- Establish and maintain cooperative and effective working relationships with others.
- Maintain regular attendance.

WORKING CONDITIONS:

Work Environment:

- Indoor/Outdoor environment.
- Seasonal heat and cold or adverse weather conditions.

- Evening or variable hours.
- Exposure to fumes, dust, odors, oil/grease and gases and diesel fuel.
- Driving a vehicle to conduct work.
- Frequent communications with Students, Parents, Teachers, District employees and the Community

Physical Demands: The physical demands described here are representative of those that must be met by an employee to successfully perform the essential functions of this job. Reasonable accommodations may be made to enable individuals with disabilities to perform the essential functions.

- Sitting for extended periods of time while operating buses.
- Climbing slopes, stairs, steps ramps and ladders.
- Hearing and speaking to exchange information.
- Reaching, pulling and pushing to open bus doors, move and secure wheelchairs.
- Bending at the waist, kneeling or crouching to inspect and wash buses; to secure wheelchairs.
- Reaching overhead, above the shoulders or horizontally.
- Seeing to monitor passengers and operate a vehicle.
- Lifting, dragging and carrying moderately heavy children or objects.
- Dexterity of hands and fingers to operate school bus control panel and operate a two way radio.

Hazards:

- Traffic hazards.
- Potential contact with dissatisfied or abusive individuals.

The information contained in this job description is for compliance with the Americans with Disabilities Act (A.D.A.) and is not an exhaustive list of the duties performed.

Approved by Personnel Commission: 6/8/2021

Approved by Governing Board: ___

Salary Range: 32

SANTA CRUZ CITY SCHOOLS DISTRICT

AGENDA ITEM: Revised Job Description: Trainer/Lead School Bus Driver

MEETING DATE: June 16, 2021

FROM: Molly Parks, Assistant Superintendent, Human Resources

THROUGH: Kris Munro, Superintendent

RECOMMENDATION:
Approve the revised job description for Trainer/Lead School Bus Driver.

BACKGROUND:
In order to keep the classified salaries in Transportation aligned, the Personnel Commission conducted a salary study as new job descriptions were added to the transportation department. This study revealed a need to change the Salary Range for the position of Trainer-Lead School Bus Driver from Range 32 to Range 34. This is not a new position. This change was approved by the Personnel Commission on June 8, 2021.

FISCAL IMPACT:
Classified Salary Schedule Range 34: Step 1 - $22.33 to Step 6 - $28.53 ($46,625 to $59,571 annually- based on 261 workdays and 8 hours a day)

This work is in direct support of the following District goals and their corresponding metrics:

Goal #5: SCCS will maintain a balanced budget and efficient and effective management.

SANTA CRUZ CITY SCHOOLS

JOB DESCRIPTION

TRAINER / LEAD SCHOOL BUS DRIVER

DEFINITION:

Under the direction of the Supervisor-Transportation, serve as a lead school bus driver while performing assigned duties of a school bus driver; train and provide work direction and guidance to assigned staff; plan, organize, conduct and schedule bus driver training programs; transport students over scheduled routes; ensure safety of students while being transported to an assigned location on a designated route; assist with coordinating, modifying and monitoring bus routing and scheduling activities to assure smooth and efficient bus operations; maintain order and discipline among passengers on the bus; perform regular safety inspections of the busses; operate the school bus in a safe manner at all times; act as a proxy for the Supervisor-Transportation when assigned.

ESSENTIAL DUTIES AND RESPONSIBILITIES:

- Serve as a lead bus driver; provide work direction and guidance to assigned staff; plan, organize and schedule bus driver training programs.
- Coordinate and monitor bus routing, scheduling activities to assure smooth and efficient bus operations for regular and special event transportation; assign bus drivers and equipment as appropriate; address last minute scheduling changes as needed.
- Assist in developing and maintaining school bus safety, accident prevention and investigation programs; assist in investigating accidents and completing necessary documentation.
- Attend meetings and in-service trainings; plan, organize and conduct Behind-the-Wheel Training for potential drivers and on-going training for school bus drivers as directed; assist in classroom driver training; monitor and report on school bus drivers' knowledge and skills.
- Maintain required school bus driver knowledge and skills; meet the certificate requirements of a school bus driver and school bus School Bus Driver trainer as directed.
- Operate a computer and assigned software; input data; generate and utilize spreadsheets.
- Prepare and maintain accurate records; prepare routine logs, route sheets and reports as required.
- Drive a school bus or other transportation vehicle along a designated route, to field trips and special activities as assigned.
- Escort and assist students on and off vehicles and across streets when required or necessary; meet scheduled departure and arrival times as assigned; observe legal and defensive driving practices; ensure compliance with applicable traffic and student transportation laws, codes and regulations.
- Perform pre-trip and post-trip inspections to monitor fluid levels and vehicle condition; adjust tire pressure condition and mirrors; fuel, service and prepare vehicle for operation; ensure the safe operating condition of the vehicle; comply with mandated guidelines; clean assigned vehicles, both interior and exterior; ensure safety, appearance, and sanitation of vehicle; report mechanical malfunctions or other problems as required.
- Maintain order and discipline among passengers on the bus; report observations and incidents including discipline, inappropriate social behavior; communicate effectively with school staff and parents regarding student behavior as needed.
- Assess incidents, complaints, accidents and potential emergency situations including road hazards, medical emergencies, and accidents; resolve and recommend a resolution to the situation; determine appropriate action in emergency situations according to established guidelines; administer first aid/CPR to passengers as necessary.
- Maintain buses in a clean and safe operating condition; wash, sweep and clean buses.
- Assist students as needed in boarding, buckling, and loading, securing and unloading students in wheelchairs as assigned by the position.

- Conduct emergency evacuation drills; ensure efficiency of procedures and complying with mandated requirements; administer first aid as necessary.
- Attend meetings, classroom and behind the wheel training, safety meetings, in-services, administrative conferences; maintain required skills; meet the certificate requirements of a school bus driver.
- Utilize two-way radios for bus to bus and bus to base communications; notify appropriate personnel of delays or accidents as needed;
- Communicates with students, parents, staff and the general public in a courteous manner; respond to inquiries regarding assigned activities.
- Read and interpret maps to assure most efficient routing based on prevailing traffic patterns.

OTHER DUTIES:

- Perform related duties as assigned.

REQUIRED QUALIFICATIONS:

Education and Experience:

- Any combination equivalent to: graduation from high school and three years of experience operating a bus or commercial vehicle.

Licenses and other Requirements

- Valid California Commercial Driver's License Class A or B with appropriate passenger, school bus and air brake endorsements.
- California School Bus Driver Trainer Certificate within 12 months of employment.
- Valid First Aid and CPR Certificate issued by an authorized agency.
- Valid California Special driver's certificate (DL45), unrestricted except for #1-Automatic Transmission only.
- Valid Medical Examiner's Certificate.
- Comply with District policy and US Department of Transportation's drug and alcohol testing regulations including random, reasonable suspicion and post-accident testing.
- Attend in-services and training required to maintain licenses and certificates.
- A safe driving record in accordance with the requirements of the California Department of Motor Vehicles is required.
- Incumbents must be a minimum of 21 years of age.

Knowledge of:

- Scheduling and coordination of bus driver training programs.
- Curriculum requirements for behind-the-wheel and driver classroom bus training and refresher classes.
- Principles and practices of training, guidance and providing work direction to assigned staff.
- Transportation scheduling and routing methods and techniques.
- Basic first aid procedures.
- Safe and defensive driving practices.
- Proper operation, inspection and maintenance of school buses.
- Applicable Federal, State Local and District laws, codes, directives and regulations for the transportation of students.
- Basic first aid procedures.
- Basic record-keeping techniques.
- Proper lifting techniques.
- Interpersonal skills using tact, patience and courtesy.
- Health and safety regulations.

- Oral and written communication skills.
- Air brake systems.
- Safe driving practices.
- Child guidance practices related to students with special needs.

Ability to:

- Serve as a lead school bus driver while performing assigned duties of a school bus driver.
- Train and provide work direction and guidance to assigned staff.
- Plan, schedule and conduct behind-the-wheel classes for school bus driver trainees and licensed school bus drivers.
- Operate all school bus and other transportation vehicles and equipment skillfully, safely and efficiently.
- Make sound judgment in emergency situations.
- Conduct safety inspections and perform routine preventive maintenance.
- Learn and apply policies and procedures related to student discipline on buses.
- Read and interpret maps.
- Observe legal and defensive driving practices.
- Learn and follow designated routes.
- Maintain bus in clean and proper working condition.
- Administer first aid/CPR as necessary.
- Demonstrate an understanding, patient and receptive attitude toward students with special needs.
- Learn proper lifting techniques.
- Maintain routine logs and records.
- Understand and follow oral and written directions.
- Communicate effectively with others
- Meet schedules and timelines.
- Operate a two-way radio.
- Meet the physical requirements necessary to perform the job.
- Establish and maintain cooperative and effective working relationships with others.
- Maintain regular attendance.

WORKING CONDITIONS:

Work Environment:

- Indoor/Outdoor environment.
- Seasonal heat and cold or adverse weather conditions.
- Evening or variable hours.
- Exposure to fumes, dust, odors, oil/grease and gases.
- Driving a vehicle to conduct work.
- Frequent communication with Students, Parents, Teachers, District employees and the public.

Physical Demands: The physical demands described here are representative of those that must be met by an employee to successfully perform the essential functions of this job. Reasonable accommodations may be made to enable individuals with disabilities to perform the essential functions.

- Sitting for extended periods of time while operating buses.
- Hearing and speaking to exchange information.
- Climb ladders and ramps.
- Reaching, pulling and pushing to open bus doors, move and secure wheelchairs.
- Bending at the waist, kneeling or crouching to inspect and wash buses and secure wheelchairs.
- Reaching overhead, above the shoulders or horizontally.

- Seeing to monitor passengers and operate a vehicle.
- Lifting, carrying, pushing or pulling moderately heavy children or objects.
- Dexterity of hands and fingers to operate school bus control panel and operate a two-way radio.

Hazards:

- Traffic hazards.
- Potential contact with dissatisfied or abusive individuals.

The information contained in this job description is for compliance with the Americans with Disabilities Act (A.D.A.) and is not an exhaustive list of the duties performed.

Approved by Personnel Commission: 6/9/2021

Approved by Governing Board: ___

Salary Range: 34

Revised: 06/20/2018

SANTA CRUZ CITY SCHOOL DISTRICT

AGENDA ITEM: Document Tracking Services Contract Renewal

MEETING DATE: June 16, 2021

FROM: Dorothy Coito, Assistant Superintendent of Educational Services

THROUGH: Kris Munro, Superintendent

RECOMMENDATION:
Approve the annual contract for licensing and services from Document Tracking Services.

BACKGROUND:
Document Tracking Services provides a license and a web-based application for the creation, editing, updating, printing, translation and tracking of State required documents. Santa Cruz City Schools uses Document Tracking Services for the Local Control Accountability Plan, Single Plans for Student Achievement, and School Safety Plans. These are State required templates.

FISCAL IMPACT:
$5,025.00 LCFF Base (Unrestricted)

This work is in direct support of the following District goals and their corresponding metrics:

Goal #5: SCCS will maintain a balanced budget and efficient and effective management.
Goal #6: SCCS will maintain strong communication and partnership with its diverse community.

AGENDA ITEM: 8.2.1.1.

LICENSING AGREEMENT

This Agreement effective **July 1, 2021**, is made and entered into by **Santa Cruz City Schools** as Licensee and Document Tracking Services (DTS) as Licensor each a "Party" and collectively the "Parties".

Licensee desires that DTS provide a license to use DTS proprietary web-based application in accordance with the following provisions:

A. License. DTS hereby grants to Licensee a non-exclusive license to use DTS application in order to create, edit, update, print and track specific documents as described in Exhibit **A** of this agreement.

   (i) DTS retains all rights, title and interest in DTS application and any registered trademarks associated with the license.

   (ii) Licensee retains all rights, title and interest in the documents as described in Exhibit **A** of this agreement.

B. Internet Areas. All parties including third party licensees shall not be permitted to establish any "pointers" or links between the Online Area and any other area on or outside of the DTS login without the prior written approval.

C. Term of License. The term of the Agreement is for **one (1) year** from the effective date (as noted in paragraph one) of the license agreement.

D. Personnel. DTS will assign the appropriate personnel to represent DTS in all aspects of the license including but not limited to account set up and customer license inquiries.

E. Content. DTS will be solely responsible for loading the content supplied by Licensee into DTS secure server and provide complete access to Licensee and its representatives.

F. Security of Data. DTS at all times will have complete security of Licensee documents on dedicated servers that only authorized DTS personnel will have access to; all login by DTS authorized will be stored and saved as to time of log-in and log-out.

(i) Licensee may request DTS to only store Licensee documents for the period of time that allows Licensee and its authorized personnel to create, edit and update their documents.

G. Management of Database. DTS shall allow Licensee to review, edit, create, update and otherwise manage all content of Licensee available through the Secure Login of DTS.

H. Customer License. DTS shall respond promptly and professionally to questions, comments, complaints and other reasonable requests regarding any aspect of DTS application by Licensee. DTS business hours are Monday-Friday 8AM PST to 5PM PST except for national/state holidays.

I. License Fee. Licensee shall pay a fee of **$2,925**.

DOCUMENT TRACKING SERVICES

J. Document Set Up Fee. The one-time set up fee for documents as described in Exhibit A and made a part of this Agreement is **$0**.

K. Payment Terms. Licensee shall pay the annual licensing fee upon execution of the Agreement between parties and the electronic submittal of the invoice to Licensee.

L. Number of Documents. The maximum number of documents per school district is limited to **five (5)**.

M. Warranty. Licensee represents and warrants that all information provided to DTS, including but not limited to narratives, editorials, information regarding schools, is owned by Licensee and Licensee has the right to use and allow use by DTS as called for hereunder and that no copyrights, trademark rights or intellectual property rights of any nature of any third party will be infringed by the intended use thereof. In the event any claim is brought against DTS based on an alleged violation of the rights warranted herein, Licensee agrees to indemnify and hold DTS harmless from all such claims, including attorney fees and costs incurred by DTS in defending such claims.

N. Definitions.

(i) Document. A document is defined as **a**) a specific template provided by CDE or; **b**) any specific word document or forms that have different fields or school references such as elementary, middle or high schools* submitted by District or CDE; or **c**) individual inserts submitted by District or CDE that are integrated into existing documents or are offered as supplemental and/or addendums to other report documents.

* Licensee submits a SPSA template for their elementary, middle and high schools, which is counted as three (3) separate documents.

(ii) Customized Documents. Any document that is not a standard CDE template is considered a custom document and as such may be subject to additional setup fees; DTS shall provide an estimated cost of these additional fees prior to the execution of this agreement.

O. Document Setup Fee. DTS will charge a one-time setup fee of $200 per standard document up to a maximum of $850 for customized documents.

P. Additional Fees. Licensee shall pay additional fees if Licensee exceeds the number of documents as described in section L of this agreement. The fee for each additional document is $39 per document times the number of schools in the district. The fee shall be payable within thirty (30) days from DTS invoice.

Q. Additional Services. DTS can also provide Data Transfer and Document Translation services to Licensee for an additional fee. The fee for each additional service would be agreed upon between the parties and invoiced at the time the services were requested. The fee shall be payable within thirty (30) days from DTS invoice.

The Parties hereto have executed this Agreement as of the Effective Date.

Document Tracking Services, LLC

By: Aaron Tarazon, Director
Document Tracking Services
10225 Barnes Canyon Road, Suite A200
San Diego, CA 92121
858-784-0967 - Phone
858-587-4640 - Corporate Fax

Date: June 1, 2021

Licensee

By: _____

Date: 6/9/21

Exhibit A

The following are standard documents to be used in conjunction with the license.

1. 2021 School Accountability Report Card, English & Spanish (Custom Template)
2. 2021 School Plan for Student Achievement (Custom Template)
3. 2021 Comprehensive School Safety Plan (Custom Template)
4. Others to be identified as needed.

June 1, 2021

Santa Cruz City Schools
405 Old San Jose Rd.
Soquel, CA 95073

Re: Document Tracking Services

INVOICE #9507309

Pursuant to the licensing agreement between Santa Cruz City Schools and Document Tracking Services (DTS):

Document Tracking Services

Document Tracking Services [7/1/21 to 7/1/22]: **14 schools and District Personnel = 15 sites** **License Agreement includes up to 5 documents** **$250 per site, discounted to $195 per site**	$2,925

Translation Services

2021 Spanish School Accountability Report Card **$150 x 14 School Accountability Report Cards**	$2,100
Total Balance Due:	**$5,025**

Please Make Checks Payable To: Document Tracking Services

Send to:

Aaron Tarazon, Director
Document Tracking Services
10225 Barnes Canyon Road, Suite A200
San Diego, CA 92121
858-784-0967 - Phone
858-587-4640 - Corporate Fax

Thank you!

DCoito
Approved Per Payment (Signature)

Dorothy Coito / Assistant Superintendent
Name/Role (Printed)

SANTA CRUZ CITY SCHOOL DISTRICT

AGENDA ITEM: Consultant Services Agreement: Organized Binder

MEETING DATE: June 16, 2021

FROM: Dorothy Coito, Assistant Superintendent of Educational Services

THROUGH: Kris Munro, Superintendent

RECOMMENDATION:
Approve the Consultant Services Agreement for Organized Binder at Harbor High School.

BACKGROUND:
Organized Binder will continue to train Harbor High School teachers to help 9th grade students organize through the use of a common binder system in all of their core classes. This color-coded system is implemented by teachers to help students create predictable and dependable classroom routines. The program develops students' time and task management, study strategies and organizational skills. At least one follow-up session per semester will be scheduled to check in with the teachers implementing the Organized Binder system. This is annual renewal and is part of the Harbor High School site plan.

FISCAL IMPACT:
$5,500 Title I (Restricted)

This work is done in support of the following district goals and their corresponding metrics:

Goal #1: All Santa Cruz City Schools students will be prepared to successfully access post-secondary college and career opportunities.
Goal #2: SCCS will create positive, engaging school environments that promote the development of cognitive skills and the social emotional well-being of all students.
Goal #3: We will eliminate the achievement gaps that currently exist between demographic groups within the SCCS student community.

Santa Cruz City Schools
133 Mission Street, Ste. 100
Santa Cruz, Ca 95060

REQUISITION #: R22-00068

REQUEST FOR CONSULTANT SERVICES AGREEMENT

Submit to the responsible Assistant Superintendent at least two weeks before the Board meeting and prior to the Consultant beginning work.

Site: Harbor High School **Principal/Director:** Tracey Runeare

Describe Work to be Performed and District and Site Goals Supported:

Qualifications of Consultant:

Name of Consultant: Organized Binder Tax I.D.# or SSN: 82-2875402 (Vendor Data form to Purchasing)

Address: PO Box 161404 Telephone #: 415-341-5200

City/State/Zip: Sacramento, CA 95816 Email: billing@organizedbinder.com

Date(s) of Service: 2021-22 Academic School Year Time:

Number of Hours: _____ hours per day X _____ days = _____ total hours.

Hourly/Daily Rate (specify): _____ Meals: _____

Lodging: _____ Transportation: _____

TOTAL FEE TO BE PAID: 5,500.00 **Account #:** 01-0700-0-1110-2140-5800-033-0000

Write out meaning of account number:

Approval of Business Services verifying account: _____ Date: _____

Authorized Signature of Consultant: _____ Date: 05/07/2021

(**NOTE:** Consultant must submit invoice for payment upon completion of work)

Signature of Administrator Requesting Service

Approval of Assistant Superintendent

Date: _____ Date: 5/12/21

AB 1610, 1612, and 2102 COMPLIANCE *(consultants having more than limited contact with students require fingerprinting)*

☐ Consultants ***will be*** on campus on a regular basis (more than once) while students are present

☒ Consultant ***will not*** be on campus on a regular basis while students are present (fingerprints not required).

Fingerprint Clearance date: n/a Approval of Human Resources: 5/13/21

* *

PAYMENT AUTHORIZATION

(Submit for payment after Consultant completes work)

I hereby certify that the consultant has satisfactorily completed the services in accordance with the above Agreement and that payment is in order.

Signature of Administrator Requesting Payment Date

Approval of Assistant Superintendent Date

Board of Education Approval: _____
(Required if over $2500)

7/14/2016

REQUEST FOR CONSULTANT SERVICES AGREEMENT

Review guidelines of Board Policy - Consultant Services Agreements.

1. Statement of specific need and the goal of the Consultant's work (Refer to district/site goals and plans, unique needs of school, program or office which necessitates the services of a consultant).

   Organized Binder connects to our Single Plan Goal of increasing student-ness and our goal of consistency and collaboration. Training will provide teachers and students with a clean and concise binder organization.

2. State efforts made to identify qualified staff available within the district to carry out the requested services.

   We have looked to AVID teachers to work with staff on binders. After hearing the Organized Binder presentation, they felt that bringing in this educator would do more than they could do to provide a common and consistent structure to the classroom and to student binders.

3. If this agreement is for staff development or for one-time services, state the site's plan to reduce or eliminate the need for this consultant's services in the future.

   We will be establishing a leadership binder committee who will work with Organized Binder for the year in order to better implement the program. We hope that this will reduce the need for services next year. We envision taking this project over completely in the near future.

4. Statement of expected outcomes (Include specific student outcomes desired, benefits to district students and/or staff).

   All freshmen students will have a common binder system in all of their core classes. Additionally, we will institute the binder process/organization. This will provide a common opening and closing to classes for students. It will also help to organize struggling students in a consistent fashion across the curriculum.

5. Evaluation Process - How will you know the goal/outcomes have been met?

   We will continue to survey students and staff at the semester and again at the end of the school year to hear their impressions of the binder system. We will be comparing D/F lists and test scores to the previous years before implementation.

SANTA CRUZ CITY SCHOOL DISTRICT

AGENDA ITEM: Consultant Services Agreement: University of California Santa Cruz, MESA Program

MEETING DATE: June 16, 2021

FROM: Dorothy Coito, Assistant Superintendent of Educational Services

THROUGH: Kris Munro, Superintendent

RECOMMENDATION:
Approve the Consultant Services Agreement for the University of California Santa Cruz MESA Program at Harbor High School.

BACKGROUND:
The MESA Program (Math, Engineering, Science Achievement) at University of California, Santa Cruz will provide Harbor High School students with the opportunity to pursue and succeed in post-secondary education. MESA is a nationally recognized program, known for its innovation and effective development of academic programs. Since 1970, MESA has helped students becomes scientists, mathematicians, and engineers.

In partnership with the MESA Program at University of California Santa Cruz, Harbor High students will have the opportunity to connect with like-minded students, visit college campuses, and broaden their exposure to career choices in their field of interest. University of California, Santa Cruz will provide counselors, guest speakers, and other resource personnel to visit classes and expose students to a variety of careers. Data will be collected along with the University of California Santa Cruz Educational Partnership Center to assess, plan, and evaluate the effectiveness of the program.

FISCAL IMPACT:
$17, 535, LCFF Supplemental (Restricted)

This work is done in support of the following district goals and their corresponding metrics:

Goal #1: All Santa Cruz City Schools students will be prepared to successfully access post-secondary college and career opportunities.
Goal #2: SCCS will create positive, engaging school environments that promote the development of cognitive skills and the social emotional well-being of all students.
Goal #3: We will eliminate the achievement gaps that currently exist between demographic groups within the SCCS student community.

Santa Cruz City Schools
133 Mission Street, Ste. 100
Santa Cruz, Ca 95060

REQUISITION #: R22-00161

REQUEST FOR CONSULTANT SERVICES AGREEMENT

Submit to the responsible Assistant Superintendent at least two weeks before the Board meeting and prior to the Consultant beginning work.

Site: Harbor High School **Principal/Director:** Tracey Runeare

Describe Work to be Performed and District and Site Goals Supported:

Qualifications of Consultant: Nutan Mellegers, Sr. Contract/Grants Officer nutan@ucsc.edu // MESA Program - Alexandria Leckliter

Name of Consultant: The Regents of the University of CA Tax I.D.# or SSN: 94-1539563 (Vendor Data form to Purchasing)

Address: 1156 High Street Telephone #: 831-459-2639

City/State/Zip: Santa Cruz, CA 95064 Email: alexand@ucsc.edu

Date(s) of Service: 8/1/21 to 7/31/22 Time:

Number of Hours: _____ hours per day X _____ days = _____ total hours.

Hourly/Daily Rate (specify): _____ Meals: _____

Lodging: _____ Transportation: _____

TOTAL FEE TO BE PAID: 17,535.00 **Account #:** 01-0700-0-1110-1000-5800-033-0000

Write out meaning of account number: LCFF

Approval of Business Services verifying account: _____ Date: _____

Authorized Signature of Consultant: Contracts and Grants Officer, UC Santa Cruz Office of Sponsored Projects, nutan@ucsc.edu, Nutan Mellegers Date: June 3, 2021

(**NOTE:** Consultant must submit invoice for payment upon completion of work)

Signature of Administrator Requesting Service

Approval of Assistant Superintendent

Date: _____ Date: 6/4/21

AB 1610, 1612, and 2102 COMPLIANCE *(consultants having more than limited contact with students require fingerprinting)*

☒ Consultants ***will be*** on campus on a regular basis (more than once) while students are present

☐ Consultant ***will not*** be on campus on a regular basis while students are present (fingerprints not required).

Fingerprint Clearance date: 10/5/2020 Approval of Human Resources: _____

* *

PAYMENT AUTHORIZATION

(Submit for payment after Consultant completes work)

I hereby certify that the consultant has satisfactorily completed the services in accordance with the above Agreement and that payment is in order.

Signature of Administrator Requesting Payment Date

Approval of Assistant Superintendent Date

Board of Education Approval: _____
(Required if over $2500)

7/14/2016

Must be Attached

REQUEST FOR CONSULTANT SERVICES AGREEMENT

Review guidelines of Board Policy - Consultant Services Agreements.

1. Statement of specific need and the goal of the Consultant's work (Refer to district/site goals and plans, unique needs of school, program or office which necessitates the services of a consultant).

   The overall goal is that Harbor High students have an opportunity to pursue and succeed in post-secondary education. Students will participate in MESA opportunities - MESA Day, MESA Projects and Preliminary competitions - giving students a change to meet like-minded students and enrich their academic experiences. Students will visit different college campuses and various engineering labs. UCSC will provide counselors, guest speakers and resource people to visit classes to expose students to various careers.

2. State efforts made to identify qualified staff available within the district to carry out the requested services.

   UCSC offers many opportunities to expose students to expand their education.

3. If this agreement is for staff development or for one-time services, state the site's plan to reduce or eliminate the need for this consultant's services in the future.

   This is part of a 3-year agreement service - through July 31, 2023

4. Statement of expected outcomes (Include specific student outcomes desired, benefits to district students and/or staff).

   Students will broaden their exposure to career choices in their field of interest, allowing them to experience real possibilities for themselves and their futures.

5. Evaluation Process - How will you know the goal/outcomes have been met?

   Data will be collected along with UCSC Educational Partnership Center to access, plan and evaluate theneffectiveness of the program and the data will be used to evaluate the objectives.

SANTA CRUZ CITY SCHOOL DISTRICT

AGENDA ITEM: MyLexia Contract Renewal

MEETING DATE: June 16, 2021

FROM: Dorothy Coito, Assistant Superintendent of Educational Services

THROUGH: Kris Munro, Superintendent

RECOMMENDATION:
Approve the MyLexia contract renewal for elementary students to have access to a comprehensive technology-based literacy program.

BACKGROUND:
This will be the third year Santa Cruz City Schools has used MyLexia at the elementary sites in grades TK-5 students. MyLexia is a comprehensive technology-based literacy program that supports Tier 1 instruction by extending learning for students who are advanced, and accelerating learning for students who struggle. It provides all students a systematic and structured approach to six areas of reading, from phonological awareness to comprehension. The program creates personalized learning paths for each student through an adaptive placement and scaffolded activities that align to state standards.

MyLexia can also be used as a Tier 2 intervention program. It has lesson "flags" built into the program to indicate to the teacher where students are having difficulty. In the past year, paraeducators were trained to look for these flags, and give these lessons to students to help them relearn skills.

MyLexia has proven to be a valuable tool in the classroom and during the pandemic. Teachers use MyLexia to support their reading workshop time and gives students opportunity for independent practice. The Response to Intervention teams use the extra lessons to provide additional instruction for students. Teachers have indicated through surveys that they would like to continue using MyLexia in the future. Each June, licenses must be purchased for the next school year. The licensing is unlimited and includes licenses for middle school students should those students need support below middle school reading level.

FISCAL IMPACT:
$81,700 - SB86 (Restricted)

This work is in direct support of the following District goals and their corresponding metrics:
Goal #1: All Santa Cruz City Schools students will be prepared to successfully access post-secondary college and career opportunities.
Goal #3: We will eliminate the achievement gaps that currently exist between demographic groups within the SCCS student community.

AGENDA ITEM: 8.2.1.4.

GREENFIELD LEARNING

Est.1996

Greenfield Learning District Proposal for:
Santa Cruz City Schools

Victoria Paul
victoria@greenfieldlearning.com

Liz Peatman
liz.peatman@lexialearning.com

May 5, 2021

May 5, 2021

Shannon Calden, shannoncalden@sccs.net
Assistant Superintendent
SANTA CRUZ CITY SCHOOLS
133 Mission St #100, Santa Cruz, CA 95060

Dear Shannon,

We are so pleased to have the opportunity to partner with your district on a Greenfield Learning Literacy & Language Partnership/Greenfield Learning Literacy & Language Partnership.

Greenfield Learning was founded in 1996 with a singular purpose of having a positive impact on K-12 learning. Over the years, our focus has evolved to support educators and learners in their literacy and mathematics journeys. Our team is composed of educators, administrators and edtech professionals with the mission of supporting students and teachers on their educational journeys.

At Greenfield Learning, our goal as your local educational consulting partner is to help your district to achieve your key initiatives during this school year and beyond. The following proposal outlines our educational consulting services and learning tools that make up this Greenfield Learning Literacy & Language Partnership for your consideration. Our consulting services, together with our gold-standard, on-line, adaptive learning solutions, will provide a robust support network for your teachers and students.

Please let us know if you have any questions, or if you would like to set up a time to discuss this proposal at your convenience.

Sincerely,

Victoria

Victoria Paul | Sr. Consultant, Partnerships
Greenfield Learning Inc.
831-706-5833 | victoria@greenfieldlearning.com

Liz

Liz Peatman, Account Executive
Lexia Learning
707-337-0668 | Liz.Peatman@lexialearning.com

Greenfield Learning *is devoted to the success of your leaders and learners. We look forward to partnering with you to achieve maximum impact for all!*

The Greenfield Learning Team

Greenfield Learning's Mission

Greenfield Learning is a passionate team of educators and ed tech specialists who provide superior quality professional learning consulting services and research-proven educational technology programs to support personalized instruction for students of all grades and abilities.

We are a team of professionals dedicated to improving academic success and impact for all students.

We love what we do, and what we do helps students to succeed.

Greenfield Learning's Core Values

We are passionate about education.

We value collaborative partnerships.

We deliver quality, customized professional learning services & personalized tools.

The Greenfield Learning PLEDGE

Personalized Learning for Educators Driving for Grit and Excellence

Desired Outcomes

➔ *Design and Develop a Plan*
➔ *Align Vision and Tools to the Plan*
➔ *Build Capacity*
➔ *Monitor Plan and Make Adjustments*

Our **Greenfield Learning PLEDGE** is a continuum of partnership options to ensure that the capacity of district stakeholders are appropriately supported so that long-term achievement can be sustained over time. The Greenfield Learning team focuses on helping the district receive maximum impact from their investment while helping the district build internal capacity. All partnerships will include:

- A dedicated **Senior Success Partner** who will work directly with designated district and/or site level contacts to set goals and develop a personalized and effective plan for setting expectations and communicating them to the schools. The Senior Success Partner will **engage with the district and/or site leaders** up to 4 times each year to work toward your desired outcome(s) for students and staff.
- Access to an **Integration Specialist** who will facilitate your initial rostering and integrations plan.
- Group engagements, which typically include professional learning for leadership teams to best understand and operationalize the district plan for implementation. These sessions provide time to **communicate the vision**, share best practices and celebrate success.
- Ability to purchase any of **Greenfield Learning's Research-Proven learning tools**, including Lexia Core5 Reading, Lexia PowerUp Literacy, Lexia RAPID Assessment, Rosetta Stone English, Reading Plus, Symphony Math, Greenfield Learning Instructional Headsets and the accompanying professional learning services.
- Ability to purchase additional enhanced support in a specific area of focus (Literacy, STEM, EdTech, MTSS, Tutoring).

Greenfield Learning Partnership Summary

Tool/Service	Description	Included	Available
Greenfield Learning PLEDGE	District & Site Level Partnership to align initiatives, establish goals, build capacity and monitor for success!	*Always!*	
Lexia Core5 Reading	Adaptive blended learning program to develop fundamental literacy skills. PK-5	✅	
Lexia PowerUp Literacy	Adaptive blended learning program focused on word study, grammar & comprehension for adolescents. 6-12	✅	
Lexia RAPID Assessment	Adaptive assessment that scenes and monitors reading and luggage skills in grade.		✅
Rosetta Stone English	Adaptive blended learning program that supports students' English language development through academic conversations. K-6	**NEW!**	
Reading Plus	Adaptive literacy solution focused on reading comprehension that helps students become fluent, confident, lifelong readers. 3-12, Adult		✅
Symphony Math	Symphony Math provides math intervention and screening for grades K through 8 and personalized instruction on K-6th grade content.		✅
Greenfield Learning Instructional Headsets	Instructionally appropriate student-friendly headsets to maximize learning. PK-12/Adult		✅
Special Projects and Consultation	Consulting and special projects designed to meet each schools' and districts' varied needs. Including: MTSS, Literacy, and Language plan development.		✅
Technology Concierge	**NEW!** EdTech concierge services offer districts and schools customized structured support. To help you manage EdTech vendor relationships, systematize your resources and processes, and build your team's capacity.		✅
Customized Professional Learning Sessions	Customized professional learning for district administrators, site administrators, and teachers of all experience levels.	✅	
Increased Frequency and Intensity of Collaboration	This option allows you to include additional collaboration meetings in any of the above packages.		✅
Grit and Excellence Coaching	**NEW**! This coaching model is designed to support educators in all levels of education to receive support how and when they need it and from the safety of their computer. This coaching model is designed to be flexible and approachable for all educators.		✅

Greenfield Learning Literacy & Language Tools

Lexia Programs

Greenfield Learning is proud to be the exclusive partner for Lexia products and teacher professional learning services throughout most of California and all of Canada. Lexia Learning, A Cambium Learning Company, is one of the best-known and most highly respected reading-technology companies in the world. Founded more than 30 years ago with private funding and grants from the National Institute of Child Health and Human Development, Lexia products are now used by more than 4 million students. Lexia's ongoing commitment to peer-reviewed efficacy research and gold-standard outcome studies are at the center of our pedagogical approach and implementation support packages. Greenfield Learning is proud to present you with this powerful solution to support student learning.

Lexia® Core5® Reading, Grades PreK-5 (Core5 Reading) provides an adaptive, individualized learning experience in phonological awareness, phonics, structural analysis, fluency, vocabulary, and comprehension. Core5 Reading predicts students' year-end performance and provides teachers with data-driven action plans to help differentiate instruction.

Lexia® PowerUp Literacy®, Grades 6-12 (PowerUp Literacy) is designed to enhance core English Language Arts instruction for non-proficient readers., PowerUp Literacy accelerates the development of both fundamental literacy skills and higher order thinking skills through personalized learning paths.

Lexia® RAPID™ Assessment (RAPID Assessment) for grades K-12, a research-based, computer-adaptive reading and language assessment, allows educators to gather predictive, norm-referenced data up to three times a year, with immediate scoring and reports. RAPID is an add-on purchase to Lexia Core5/PowerUp..

Rosetta Stone English for grades K-6, is designed to help emergent bilingual students acquire higher language proficiency levels of English. It integrates three key areas; speaking, listening, and grammar, while emphasizing the language of content in Math, Science, Social Studies, General Knowledge, and Biographies, so that students gain both language skills and subject knowledge.

These external organizations have recognized Lexia programs for excellence:

WIDA, supporting the education of language learners, Wisconsin Center for Education Research at the School of Educational Research, University of Wisconsin-Madison

Florida Center for Reading Research (FCRR), a multidisciplinary research center, housed in the Florida State University

LEAP Innovations™, based in Chicago

Tech & Learning ISTE 2019 Best of Show Winner

Evaluation and Training Institute (ETI), for the State of Utah

ESSA Evidence

Lexia's research portfolio meets the highest levels of evidence under ESSA needed to evaluate instructional programs. Nineteen studies published in peer-reviewed academic journals, including 8 strong, 3 moderate, and 8 promising studies, illustrate that **Lexia Core5 Reading** accelerates the development of critical fundamental literacy skills in elementary grades.

In January 2020, PowerUp Literacy was awarded Evidence for ESSA's (E-ESSA) highest level of evidence, and is currently listed as the most effective secondary literacy intervention among programs that have an evidence base that qualifies for review.

E-ESSA calculates each program's effect size, which is a quantitative measure of educational effectiveness. PowerUp's effect size is .36, which is the highest of all programs evaluated. To be listed on the E-ESSA website, a program's evidence base must meet all Federal standards, along with a set of additional technical criteria.

- For more information about Lexia Learning and its programs, see: https://www.lexialearning.com/why-lexia/research-proven

STRONG:	Well-designed, well-implemented experimental study	✓
MODERATE:	Well-designed, well-implemented quasi-experimental study	✓
PROMISING:	Well-designed, well-implemented correlational study	✓

Strong Evidence

Hurwitz, L.B. (2020). *Supporting struggling and non-proficient middle school readers with the Lexia® PowerUp Literacy® program*. Concord, MA: Lexia Learning Systems LLC, a Rosetta Stone company.

Hurwitz, L.B. (2020). *Efficacy of the Lexia® PowerUp Literacy® program: State test score improvements for struggling and non-proficient readers*. Concord, MA: Lexia Learning Systems LLC, a Rosetta Stone company.

O'Callaghan, P., McIvor, A., McVeigh, C., & Rushe, T. (2016). A randomized controlled trial of an early-intervention, computer-based literacy program to boost phonological skills in 4-to-6-year-old children. *British Journal of Educational Psychology, 86* , 546-558 .

Wilkes, S., Macaruso, P., Kazakoff, E., & Albert, J. (2016). Exploration of a Blended Learning Approach to Reading Instruction in Second Grade. In *Proceedings of EdMedia 2016—World Conference on Educational Media and Technology* (pp. 797-802) . Vancouver, BC, Canada: Association for the Advancement of Computing in Education (AACE).

Schechter, R., Macaruso, P., Kazakoff, E.R., & Brooke, E. (2015). Exploration of a blended learning approach to reading instruction for low SES students in early elementary grades. *Computers in the Schools, 32* , 183–200 .

Macaruso, P., & Rodman, A. (2011). Benefits of computer-assisted instruction to support reading acquisition in English language learners*. Bilingual Research Journal, 34,* 301–315 .

Macaruso, P., & Rodman, A. (2011). Efficacy of computer-assisted instruction for the development of early literacy skills in young children. *Reading Psychology, 32* , 172–196 .

Macaruso, P., & Rodman, A. (2009). Benefits of computer-assisted instruction for struggling readers in middle school. *European Journal of Special Needs Education, 24* , 103–113 .

Macaruso, P., & Walker, A. (2008). The efficacy of computer-assisted instruction for advancing literacy skills in kindergarten children. *Reading Psychology, 29* , 266–287 .

Macaruso, P., Hook, P.E., & McCabe, R. (2006). The efficacy of computer-based supplementary phonics programs for advancing reading skills in at-risk elementary students. *Journal of Research in Reading, 29* , 162–172 .

Moderate Evidence

Wilkes, S., Kazakoff, E.R., Prescott, J.E., Bundschuh, K., Hook, P. E., Wolf, R., Hurwitz, L. B., & Macaruso, P. (2020). Measuring the impact of a blended learning model on early literacy growth. *Journal of Computer Assisted Learning* . Advance online publication. doi: 10.1111/jcal.12429

Macaruso, P., & Rodman, A. (2011). Efficacy of computer-assisted instruction for the development of early literacy skills in young children. *Reading Psychology, 32* , 172–196 .

McMurray, S. (2013). An evaluation of the use of Lexia Reading software with children in Year 3, Northern Ireland (6-to 7-year olds). *Journal of Research in Special Educational Needs, 13* , 15-25 .

Promising Evidence

Baron, L.S., Hogan, T.P., Schechter, R.L., Hook, P.E., & Brooke, E.C. (2019). Can educational technology effectively differentiate instruction for reader profiles?. *Reading and Writing* , *32* , 2327-2352 .

Macaruso, P., Marshall, V. & Hurwitz, L.B. (2019). Longitudinal Blended Learning in a Low SES Elementary School. In G. Marks (Ed.), *Proceedings of Global Learn 2019-Global Conference on Learning and Technology* (pp. 253-262) . Princeton-Mercer, New Jersey: Association for the Advancement of Computing in Education (AACE).

Macaruso, P., Wilkes, S., Franzén, S., & Schechter, R. (2019). Three-year longitudinal study: Impact of a blended learning program—Lexia ® Core5 ® Reading—on reading gains in low-SES kindergarteners. *Computers in the Schools* , *36* , 2-18 .

Hurwitz, L.B. (2018). Lexia® PowerUp Literacy™ research summary: Evidence of effectiveness with non-proficient middle school readers. Concord, MA: Lexia Learning Systems LLC, a Rosetta Stone company.

Draper Rodríguez, C., Filler, J., & Higgins, K. (2012). Using primary language support via computer to improve reading comprehension skills of first-grade English language learners. *Computers in the Schools, 29* , 253-267 .

Prescott, J.E., Bundschuh, K., Kazakoff, E. & Macaruso, P. (2017). Elementary school-wide implementation of a blended learning program for reading intervention. *The Journal of Educational Research, 111* , 497-506 .

Schechter, R., Kazakoff, E.R., Bundschuh, K., Prescott, J.E., Macaruso, P. (2017). Exploring the impact of engaged teachers on implementation fidelity and reading skill gains in a blended learning reading program. *Reading Psychology, 38* , 553-579 .

Kazakoff, E.R., Macaruso, P., & Hook, P. (2017). Efficacy of a blended learning approach to elementary school reading instruction for students who are English learners. *Educational Technology Research and Development, 66* , 429-449 .

Mitchell, A., Baron, L., & Macaruso, P. (2017). Assessment without testing: Using performance measures embedded in a technology-based instructional program as indicators of reading ability. *Journal of Educational Multimedia and Hypermedia, 27* , 179-192

GREENFIELD LEARNING
Est.1996

Approximately **1,700 students** from 14 districts across the United States participated in testing Rosetta Stone® English™, and **over 150 hours** of student sound logs were reviewed in order to optimize the program's speech recognition software. Surveyed educators praised the program for its many benefits.

Rosetta Stone
English

Over 75% believe that Rosetta Stone English can benefit student learning in **speaking, listening, grammar, and academic language.**

100% anticipate that Rosetta Stone English will **align well with their state standards.**

88% found Rosetta Stone English to be **culturally appropriate** for their students.

Approximately **4 out of 5** agree that Rosetta Stone English has the potential to help students **speak confidently and fluently** in academic English.

Approximately **2 out of 3** reported that their students liked Rosetta Stone English and were **excited to use the program.**

"I want to say thank you for the program. I actually enjoy it, and I think the kids are going to benefit a lot from it. I appreciate that there's something like this out there for them. I'm very excited for this program...it's going to do a lot of good."

–**Elementary Educator,** California

Survey results are based on a national sample of 25 educators. Educators in the sample used Rosetta Stone English with students in grades PreK to 8.

ABOUT ROSETTA STONE

Rosetta Stone is a global leader in technology-driven language and learning solutions for individuals, classrooms, and entire organizations. Our scalable, interactive solutions have been used by over 12,000 businesses, 9,000 public sector organizations, and 22,000 education institutions worldwide, and by millions of learners in over 150 countries. For more information, visit www.rosettastone.com.

Overview of Rosetta Stone English

Rosetta Stone English is designed to help emergent bilingual students, also known as ELLs, in K-6 grades acquire higher language proficiency levels of English. It integrates three key areas: speaking, listening, and grammar, while emphasizing the language of content in Math, Science, Social Studies, General Knowledge, and Biographies so students gain language skills and subject knowledge.

The software offers educators real-time progress-monitoring of student performance in specific areas of language proficiency, providing actionable data to support student achievement in a personalized way. Rosetta Stone English is designed to align with multiple standards for language instruction, and the embedded speech recognition technology offers immediate, guided, corrective feedback. Developed to address educational equity for emergent bilinguals, Rosetta Stone English offers an engaging, individualized approach that helps improve language knowledge.

The Characters bring it all together

Rosetta Stone English features an ethnically and culturally diverse set of characters that appeals to the equally diverse ELL population the product serves.

Rosetta Stone English is designed to align with multiple standards for language instruction, including WIDA, CA ELD, TX ELPS, and ELPA 21.

Rosetta Stone English includes:

- Online language lessons in an interactive English immersion environment
- Cultural responsiveness that views learners' heritage language and cultures as an asset
- Instant speech feedback with our superior patented Speech Recognition Engine (SRE)
- Personalized linguistic and academic progress
- Scaffolded instruction for increased engagement and support
- Student choice for intrinsic motivation
- Professional Development Sessions focusing on helping Emergent Bilinguals succeed
- Tools to foster collaborative, interactive learning
- A focus on increasing student and family English skills
- Teacher resources to guide school and home learning
- Reporting data and ongoing progress monitoring to measure progress and usage

- For more information, please see the: Lexia® Rosetta Stone English Product Overview Video

Instructional Content

Rosetta Stone English is an adaptive blended learning speaking and listening program that supports students' English language development through academic conversations. The software is designed to help emergent bilingual students in grades K-6 in the US acquire higher language proficiency levels of English. It integrates speaking, listening, and grammar

Rosetta Stone English integrates three key areas—speaking, listening, and grammar— while emphasizing the language of content in Math, Science, Social Studies, General Knowledge, and Biographies so that students gain both language skills and subject knowledge. This helps students expand their academic vocabulary while encouraging them to apply learning in different subjects.

- **Oral Language & Speaking**—Rosetta Stone English allows for personalized interactions and conversations through purposeful, repetition, offering students ample opportunities to practice in a safe and non-judgmental environment. The language frames are introduced via the format: I do, We do, Yo do. The "I do" portion is done by the character who introduces the language frame. Purposeful repetition is provided, as the learner goes on to the next step of saying the language frame on their own. Finally, the scaffolds are removed and the learner is completely responsible for engaging in conversations with the character on the screen. During every phase of the exchange, the learner received instant corrective feedback based on the information the Speech Recognition Engine is capturing.

- **Oral Language & Listening**—Rosetta Stone English offers learners an opportunity to engage in listening activities that are based on modern media, such as podcasts, with content that is both appealing and related to subject matter. Learners listen to passages for a specific set of comprehension strategies and skills, along with grammar-focused questions. The mixture of question types helps learners attune to language and become accustomed to listening to both the overall meaning and the sentence structure of the passage. During the listening process, if a learner indicates that he/she needs assistance with comprehension, he/she is directed to a branching session where they receive further instruction in the listening or grammar skills that is being taught.

- **Grammar—**Rosetta Stone English aims to help Emergent Bilinguals understand how to construct meaningful sentences within an academic content. The lessons include embedded, explicit, scaffolded grammar instruction that enables users to have conversations about different academic topics. Language Frames provide learners with portable language that can be used in a variety of school settings. The language frames help learners make sense of—and properly use— grammatical conventions in conversation and academic discussion that go beyond foundational sentence-starters. The language frames in Rosetta Stone English are carefully crafted to support a learner while leading to a gradual release in addition to exposing learners to a variety of contexts and subject matter topics, and with varying levels of complexity.

Instructional Design

The program is designed to offer 'standard' and scaffolded instruction: students that provide the right answer move on to the next exercise. In each unit, a student must demonstrate proficiency in order to progress. When two errors are made, the program provides scaffolded support and instruction on the targeted grammar skill being addressed. This explicit instruction is only provided when a student struggles with a particular skill. Students who demonstrate mastery can quickly move through units and onto more advanced proficiency levels.

This 2-step instructional branching ensures individualized learning and instruction for every student.

1. The **Standard Step** provides an independent task that allows students to display their knowledge of the targeted grammar skill. If one error is made, or if the student answers the step correctly, they move on to the next Standard Step. If the student makes two errors, they move to the Instruction Step.

2. The **Instruction Step** (scaffolded instruction) explicitly teaches the targeted grammar skill through a series of scaffolded tasks. When the student successfully completes this step, he/she progresses to the next Standard Step.

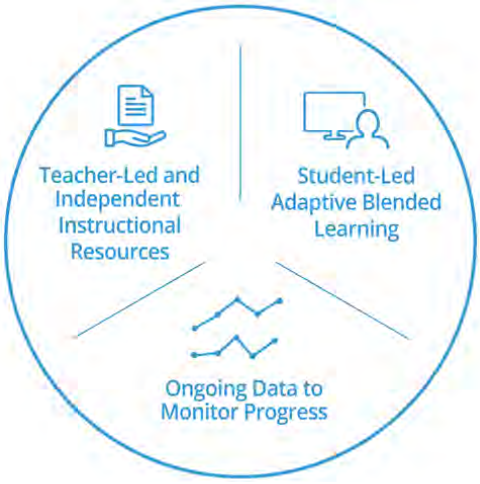

Rosetta Stone English provides educators with continuous progress-monitoring, as well as offline resources that empower the prioritization and targeted instruction required to meet the individual needs of all students. The embedded assessment tool, Assessment Without Testing®, offers real-time progress-monitoring of student performance on specific areas of language proficiency, providing educators with actionable data to support student achievement in a personalized way. Educators can easily keep track of students' performance without waiting for standardized testing results.

The product's adaptive blended learning (ABL) model blends the power of artificial intelligence and human intelligence (HI); the ABL framework combines the best of both worlds by utilizing powerful, intuitive technological features while simultaneously leveraging and empowering the HI (teacher) with robust data and additional offline resources.

- To hear about the program from educators, please view the Rosetta Stone English Testimonial Video

Rosetta Stone English Program Research

Rosetta Stone English is built upon research supporting best practices around language learning and development (Theories on Foreign and Second-Language Learning). The following theories played an important role in the creation and development of the program.

Natural Approach (Krashen): Rosetta Stone English acquires language by understanding what students hear (Comprehensible Input). In order for language acquisition to happen, anxiety needs to be reduced.

1. **Interaction Hypothesis (Long, et al.):** The development of language is promoted by face-to-face interactions—in order to learn a language, you must speak the language.
2. **Output Hypothesis (Swain, et al.):** Learning takes place when speakers reflect on how they actually engage in conversation.
3. **Corrective Feedback (Tedick/Gotari):** The following types of feedback can be used to promote students' reflection as they engage in conversation:
   - Explicit correction
   - Recast
   - Clarification request
   - Metalinguistic clues
   - Elicitation
   - Repetition
4. **Functions of Language (Halliday):** There are seven different functions/stages to how children use language:
   - Instrumental
   - Regulatory
   - Interactional
   - Personal
   - Heuristic
   - Imaginative
   - Representational

The Neuroscience Research behind Rosetta Stone English

How People Learn (published by the United States National Academy of Sciences' National Academies Press) is an education psychology book that brought together scientists and researchers from backgrounds such as cognitive science, education, and psychology to synthesize the knowledge of how people learn and leverage this in practical ways for the classroom.

This book identified three ways in which people learn that influenced the program's curriculum:

1. **Preconceived Notions (Background Knowledge)** Students come to class with ideas about how the world works that may be factual or inaccurate. If students do not have an opportunity to compare what they used to think with new information, the research suggests that they will revert to their old thinking once the "test" has been taken.
2. **Deep Foundation of Factual Knowledge (Skills such as Multiplication and Phonics)** Students deepen their understanding of disciplinary skills and content knowledge through frequent, meaningful exposure that helps develop their competence in the domain.
3. **Metacognitive talk/ self-talk (Ability to Verbalize Thinking as Learning)** Students monitor their thinking, understand when new information is being learned, and compare what is being learned to what they already know.

Program Professional Learning & Implementation

Greenfield Learning has developed a variety of partnership offerings to meet the diverse needs of districts and schools as they grow their skills in delivering blended learning reading programs. The Greenfield Learning team of implementation experts will partner with your district and school leadership teams to develop a year-long, personalized implementation plan focused on increasing student reading performance by enhancing leaders' and teachers' comfort, skill and ability to use Lexia's data and targeted resources to uncover and address student skill deficits.

Available to all customers:

- **Customer Service Support**: available via myLexia chat, email or telephone
- **Onboarding Tools**: admin and teacher welcome email includes links to: Online Professional Learning Guide, Teacher's Manuals, Learning Now videos,
- **Teacher Resources Hub**: various supplemental resources: flashcards, writing prompts, comprehension passages, graphic organizers, certificates, lesson checklists, and more
- **Learning Now**: videos that provide quick, targeted background knowledge/support

District Level Services

- An implementation partner who will engage with the district's leaders to view data and support the implementation to your desired outcome for students and staff
- Professional learning for leadership teams and educators

School Level Implementation Success Partnership

School Level Educator Support

Greenfield Learning believes that educators are lifelong learners always seeking to improve their practice. The Implementation Team provides professional learning sessions and tools to support educators in becoming comfortable and confident in using Lexia's data and resources to help address student skill gaps and improve reading performance. The Lexia standard and customize professional learning offerings provide flexible and personalized pathways to meet the diverse learning needs of new and experienced adult users.

Educator Support includes:

- Customizable live online professional learning sessions (60-90 minutes)
- Open access virtual professional learning sessions, in which educators will have access to live and recorded professional learning sessions. They can join sessions at their convenience, based on their needs. Sessions are designed to help them improve their classroom implementation.

Lexia Academy - Asynchronous Learning (if purchased--available separately):

- Lexia Academy, an eLearning platform that supports educators' professional growth with self-paced, meaningful, and relevant learning opportunities— anytime, anywhere. Courses help educators of all levels immediately apply their newly acquired skills in the classroom

Greenfield Learning Literacy & Language Partnership for

SANTA CRUZ CITY SCHOOLS | 133 Mission St #100, Santa Cruz, CA 95060

District ID: 2525-1298-3910-0848
District Admin: Shannon Calden, shannoncalden@sccs.net

Pricing valid through 8/31/21; future pricing subject to change.

The Greenfield Learning Literacy & Language Partnership *provides educators with a partnership to drive impact on student literacy & language success. This partnership includes these educational tools for learners:*

Greenfield Learning Literacy & Language District Success Partnership for SANTA CRUZ CITY SCHOOLS	1 Year	2 Year	3 Year	4 Year	5 Year
Dates of Product Service:	*9/1/21- 8/31/22*	*9/1/21- 8/31/23*	*9/1/21- 8/31/24*	*9/1/21- 8/31/25*	*9/1/21- 8/31/26*
Lexia Core5 Reading/Lexia PowerUp Literacy: Site Licenses for 5 Elementary Schools, 200 Student Licenses for Middle School, Lexia Academy. District & Site Success Partnerships and four centralized webinars in Year 1.	$81,700	$129,750	$169,850	$217,900	$265,950
Dates of Product Service:	*9/1/21- 8/31/22*	*9/1/21- 8/31/23*	*9/1/21- 8/31/24*	*9/1/21- 8/31/25*	*9/1/21- 8/31/26*
Rosetta Stone English Licenses for 5 Elementary Schools, 200 Student Licenses. District & Site Success Partnership is included for Year 1 only.	$99,900	$171,670	$230,995	$302,860	$375,225
TOTAL	*$181,600*	*$301,420*	*$400,845*	*$520,760*	*$641,175*
Special Pricing for Rosetta Stone English & Core5/PowerUp if purchased together on One Centralized Purchase Order as Proposed and Received by 8/31/21	***$176,945***	***$290,267***	***$383,308***	***$482,618***	***$582,668***
**District and Site Success Partnerships included in Year 1 only to maximize budget on student impact.*					

- District & Site Literacy & Language Success Partnership in Year 1 only.
- Educational Tools for Learners: Lexia Core5 Reading/PowerUp Literacy, Lexia Academy, Rosetta Stone English
- Additional product licenses and professional learning services can be purchased at any time during term
- Multi-year pricing is available for up-front purchasing only and fully payable in 2021
- Pricing applies to a centralized purchase order in the total amount. Proposal is valid until **8/31/21**
- Do you need instructionally appropriate headsets? **Order Headsets Here**.

PLEASE CONFIRM YOUR PURCHASE TOTAL HERE: **$**_____

By signing below, I am indicating that I have reviewed & I approved the Tech Specs, and I understand the Subscription Services and Terms and Conditions and I agree to all as stated.

Print Name & Title: _____

Signature: _____ **Date:** _____

Please include a copy of this page with your purchase order!

Please send all purchase orders and payments to:

Greenfield Learning Inc. | Attn:Victoria Paul

PO Box 3024, Half Moon Bay, CA 94019
Phone: 800-363-5547 | Fax: 650-726-1156 | **Email orders:** **orders@greenfieldlearning.com**

Questions? Please contact Victoria Paul, 831-706-5833 | victoria@greenfieldlearning.com

Greenfield Learning Inc.

The Lexia subscription service includes:

A. Access to Lexia Core5 Reading via approved system requirements (below).
B. Access to Lexia PowerUp Literacy via approved system requirements (below).
C. When purchased, access to Lexia's RAPID Assessment via approved system requirements (below).
D. When purchased, access to Rosetta Stone English via approved system requirements (below).
E. When purchased, access to Lexia's e-learning modules, Lexia Academy, for educators.
F. Data hosting and reporting functions at www.myLexia.com and the myLexia APP. See Technical Setup.
G. Lexia Reading scripted lesson plans, independent student worksheets and instructional connections.
H. System updates, 800-line tech support, local support & implementation and On-Demand training videos
I. Please note that Lexia fully adheres to the strictest data privacy requirements.
For details, please see: https://www.lexialearning.com/website-privacy-policy

TERMS & CONDITIONS

Subscriptions start as of receipt of purchase order, and will be invoiced for the full subscription period and terminate at the end of the contracted period. All associated services will terminate on the subscription termination date. At the end of the service period there is zero residual value. Services may be renewed at then current prices and student data will be retained. Unless otherwise set forth herein, all Product licenses shall have the same start and end dates and all Services must be used within the Subscription Period or otherwise specified date; **unused or unwanted Product licenses or Services are not eligible for refund or credit**. **We encourage customers to select a multi-year option to benefit from the best value and also to provide protection from any year-to-year price increases. All prices quoted and payable in USD**.

Prices included herein are exclusive of all applicable taxes, including sales tax, VAT or other duties or levies imposed by any federal, state or local authority, which are the responsibility of Customer. Any taxes shown are estimates for informational purposes only. Customer will provide documentation in support of tax-exempt status upon request. Pricing is valid 60 days, unless otherwise specified on the quote. Greenfield Learning will invoice the total price set forth above upon Customer's acceptance and receipt of a signed purchase order. **Payment is due in full net 30 days of invoice**. **All multiyear orders are fully payable in year 1. No split payment options are available.**

TERM

This quote serves as an Order Agreement and becomes effective upon its acceptance by both parties. The Product/Services purchased pursuant to this Agreement will begin on or about the start date set forth above and continue in effect for the Product/Service Term set forth above ("Subscription Period"). Unless otherwise set forth herein, all Product licenses shall have the same start and end dates and all Services must be used within the Subscription Period; **unused or unwanted Product licenses or Services are not eligible for refund or credit**. Without prejudice to its other rights, Greenfield Learning may suspend delivery of the Product/Services in the event that Customer fails to make any payment when due. **No changes may be made to purchase order after 30 days of receipt**.

ORDER PROCESSING:

Please send all purchase orders and payments to:

Greenfield Learning Inc., Attn: VICTORIA PAUL
P.O. Box 3024, Half Moon Bay, CA 94019
Phone: (800) 363-5547 | Fax: (650) 726-1156 | Email: orders@greenfieldlearing.com

GREENFIELD LEARNING
Est. 1996

Note: *Please include a copy of your quote with your purchase order.*

LEXIA CORE5 READING

EXPANDED 21 LEVELS

Lexia Customer Support
support@lexialearning.com
US: 800-507-2772; Outside US: 978-405-6231

2020-21 School Year

SYSTEM REQUIREMENTS

System Requirements

Web Version: www.lexiacore5.com

Operating Systems and Browsers

Mac
- macOS 10.15 or higher
- Chrome 73 or higher, Safari 13.1 or higher, Edge 81 or higher, Firefox 72 or higher

PC
- Windows 10 or higher
- Chrome 73 or higher, Edge 81 or higher, Firefox 72 or higher

Chromebook *(including Touchscreen)*
- Chrome OS

For all browsers and platforms
- Headsets *(recommended)*
- 1024x768 screen resolution *(recommended)*
- 4 GB RAM *(recommended)*, 2 GB *(minimum)*
- Javascript must be enabled
- Persistent Internet connection *(required)*
- Bandwidth: A typical student consumes 10MB of bandwidth per 5-min block (average rate ~0.4 Mbps). A classroom of 25 students consumes 750MB of bandwidth per 30-min session (average rate ~3.33 Mbps). Bandwidth need is typically higher just after students log in and decreases after a few minutes of use. A 15MB download occurs upon logging into the Core5 product.

iPad Version
- iOS 10 or higher
- iPad *(4th generation)* or newer, iPad mini 3 or newer, iPad Air *(all models)*, iPad Pro *(all models)*
- 1.9 GB for app *(3.8 GB storage space for download)*
- Persistent Internet connection *(minimal bandwidth is used)*

Android Version
- Android 7.1.1 or higher
- Samsung Galaxy Tab A *(2017, 2019)*, Tab S4, Tab S5e, Tab E
- Setting the default browser to Chrome is recommended
- Persistent Internet connection *(minimal bandwidth is used)*

myLexia.com *(the educator website)*
Chrome 73 or higher, Edge 81 or higher, Firefox 72 or higher, Safari 13.1 or higher, Safari on iPadOS 13.1 or higher

myLexia App for iOS
- iPhone, iPad, and iPod Touch with iOS 12.0 or higher
- iPad with iPadOS 12.0 or higher
- Apple Watch with watchOS 6.0 or higher

Firewall, Proxies, Content Filtering—Allow Access
https://*.mylexia.com
http://www.lexiacore5.com
.salesforceliveagent.com *(required only to use myLexia Support Chat)*

Note: Thin clients, Citrix, Terminal Services/Remote Desktop, virtual machines, and other remote access or PC-sharing systems are not supported.

© 2020 Lexia Learning, a Rosetta Stone Company. Lexia®, Core5®, and other trademarks, names, and logos used herein are the property of Rosetta Stone Ltd. and/or its subsidiaries, and are registered and/or used in the United States and other countries. Additional trademarks included herein are the property of their respective owners.

www.lexialearning.com

Lexia
A Rosetta Stone® Company

P-CS-21-SYS-1020

GREENFIELD LEARNING
Est. 1996

LEXIA POWER UP LITERACY

Lexia Customer Support
support@lexialearning.com
US: 800-507-2772; Outside US: 978-405-6231

SYSTEM REQUIREMENTS

2020-21 School Year

System Requirements

Web Version

URL: www.lexiapowerup.com

Operating Systems
- macOS 10.15 or higher
- Windows 10 or higher
- Google Chrome OS
  Chromebooks (including Touchscreen)

Not Supported
Android mobile operating systems
Thin clients, Citrix
Virtual machines
Remote Desktops

Browsers
- Chrome 73 or higher
- Firefox 72 or higher
- Safari 13.1 or higher
- Edge 81 or higher

Not Supported
Internet Explorer

iPad Version
iOS 10 or higher
- iPad *(4th generation)* or newer, iPad mini 3 or newer, iPad Air *(all models)*, iPad Pro *(all models)*
- 2.4 GB for app (1.2 GB for initial download)

Not Supported
iOS 9.x

myLexia.com *(the educator website)*
- Chrome 73 or higher
- Edge 81 or higher
- Firefox 72 or higher
- Safari 13.1 or higher
- Safari on iPadOS 13.1 or higher

myLexia App for iOS
- iPhone and iPod touch with iOS 12.0 or higher
- iPad with iPadOS 12.0 or higher

Other
- **Screen Resolution:** 1024x768 *(minimum)*
- **Memory:** 2GB RAM *(recommended)*
- **Javascript:** Must be enabled
- **Initial Download:** 4.7MB

Internet
Persistent internet connection required
A typical student consumes 11MB of bandwidth per a 5-min block. A classroom of 25 students will consume 1650MB of bandwidth per 30-min session.

List of Trusted Sites
Firewall, Proxies, Content Filtering:
- https://*.mylexia.com
- http://www.lexiapowerup.com
- http://www.lexiarapid.com
- https://content.lexiarapid.com

www.lexialearning.com

Lexia
A Rosetta Stone® Company

TD-PUP-SYS-1020

GREENFIELD LEARNING
Est.1996

LEXIA RAPID ASSESSMENT

Universal Screener for Grades K–12

2020-21 School Year

SYSTEM REQUIREMENTS

System Requirements

General Requirements

- The Lexia® RAPID™ Assessment application can be accessed via a web browser on desktop, laptop, Chromebook, or iOS devices that meet the requirements below.
- A persistent internet connection is required.

Note:
Citrix, Terminal Services/Remote Desktop, virtual machines, and other remote access or PC-sharing systems are not supported.

Operating System and Browser Requirements

Mac OS

- 10.9 or higher
- Chrome 64 or higher, Safari 10 or higher, Firefox 62 or higher

Windows

- Windows 10 or higher
- Chrome 64 or higher, Internet Explorer 11 or higher, Edge 44 or higher, Firefox 62 or higher

Google Chrome OS

- 74 or higher
- Chromebook, Chromebook Touchscreen

iPAD

- iPad 2 or higher, iPad Mini 3 or higher, iPad Air or higher, iPad Pro (iOS 9 or higher)
- 200 MB storage space

Bandwidth

- A typical student consumes approximately 6 MB of bandwidth per 30-minute block.
- For a class with 25 students taking Lexia RAPID within the same 30 minute window: 150 MB data transferred

Audio

- Headset (required)

Firewall, Proxies, Content Filtering—Allow Access

https://*.mylexia.com

http://www.lexiarapid.com

https://content.lexiarapid.com

© 2020 Lexia Learning, a Rosetta Stone Company. Lexia®, RAPID™, and other trademarks, names, and logos used herein are the property of Rosetta Stone Ltd. and/or its subsidiaries, and are registered and/or used in the United States and other countries. Additional trademarks included herein are the property of their respective owners.

www.lexialearning.com

Lexia
A Rosetta Stone® Company

TD-RAPID-SYSREQ-1020

GREENFIELD LEARNING
Est. 1996

Rosetta Stone.
English

v1.5

Lexia Customer Support
support@lexialearning.com
800-507-2772

2020-21 School Year

SYSTEM REQUIREMENTS

System Requirements

Web Version:

https://english.rosettastone.com

Operating Systems

- macOS 11 or higher
- Windows 7 or higher
- Google Chrome OS 74 or higher *(Chromebooks)*

Not Supported

Android mobile operating systems, Thin clients, Citrix, Virtual Machines, and Remote Desktops

Browsers

- Chrome 73 or higher
- Firefox 72 or higher
- Safari 13.1 or higher
- Edge 81 or higher

Not Supported

Internet Explorer

iPad

- iOS 11 or higher
- 4.4 GB for app (2.2 GB for initial download)
- Persistent Internet connection *(minimal bandwidth is used)*

For all browsers and platforms

- Screen Resolution: 1024 x 768 *(recommended)*
- Memory: 6 GB RAM *(recommended)*, 2 GB *(minimum)*
- Javascript: Must be enabled
- Initial Download: 35 MB
- Persistent Internet Connection required—A typical student consumes 12MB of bandwidth per 5-min block. A classroom of 25 students will consume 1800 MB of bandwidth per 30-min session
- USB Headset with Microphone *(not included)*

List of Trusted Sites—Allow Access

https://*.mylexia.com
***.rosettastone.com**
.salesforceliveagent.com *(required only to use myLexia Support Chat)*

© 2020 Lexia Learning, a Cambium Learning® Group company. Lexia,® Rosetta Stone® English, and other trademarks, names, and logos used herein are the property of Cambium Learning Group and/or its subsidiaries, and are registered and/or used in the United States and other countries. Additional trademarks included herein are the property of their respective owners.

Rosetta Stone

TD-HS-SYSREQ-

SANTA CRUZ CITY SCHOOL DISTRICT

AGENDA ITEM: AVID Contract Approval

MEETING DATE: June 16, 2021

FROM: Dorothy Coito, Assistant Superintendent of Ed Services

THROUGH: Kris Munro, Superintendent

RECOMMENDATION:
Approve Advancement Via Individual Determination (AVID) contract for secondary AVID program at each comprehensive Middle School and High School.

BACKGROUND:
AVID is a college and career focused, internationally renowned program that focuses on closing the achievement gap. AVID targets students who are individually determined to go to college but need a support structure and system for getting there. AVID aims to support students who are the first in their family to attend college, socioeconomically disadvantaged, from a minority subgroup, and/or face other obstacles in achieving a post-secondary opportunity. AVID uses research-based instructional strategies to help students learn the academic skills necessary to be successful in Advanced Placement/advanced high school courses and ultimately college. AVID also uses a tutorial process to support students with difficult concepts in their core academic classes, and at Santa Cruz City Schools employs University of California Santa Cruz (UCSC) students as AVID tutors. AVID tutors are an essential component to the AVID program as they also act as mentors and role models to our middle school and high school students. The AVID program also organizes fieldtrips to college campuses. These college visits help students to visualize themselves at college and serves to inspire students to continue to work hard so they can reach their goals of attending a four-year university.

At Santa Cruz City Schools, the AVID program is implemented at both middle schools and all three comprehensive high schools. Approximately 75 middle schoolers and 463 high schoolers are in the AVID program. As part of the AVID program, high school AVID students are expected to participate in at least one Advanced Placement class and are encouraged to apply to four-year colleges/universities. As a result of having AVID in our district, our Hispanic/Latino students in AVID are accessing and receiving needed support to be successful in Advanced Placement classes as well as in attaining four-year college eligibility.

FISCAL IMPACT:
$3,999 AVID Membership Fee for Harbor High School
$3,999 AVID Membership Fee for Santa Cruz High School
$3,999 AVID Membership Fee for Soquel High School
$3,999 AVID Membership Fee for Branciforte Middle School

AGENDA ITEM: 8.2.1.5.

$3,999 AVID Membership Fee for Mission Hill Middle School
$575 AVID Weekly Subscription for Harbor High School
$575 AVID Weekly Subscription for Santa Cruz High School
$575 AVID Weekly Subscription for Soquel High School
$575 AVID Weekly Subscription for Branciforte Middle School
$575 AVID Weekly Subscription for Mission Hill Middle School
$22,795 = Total Annual Cost, Title 1 (Restricted)

This work is in direct support of the following District goals and their corresponding metrics:
Goal #1: All Santa Cruz City Schools students will be prepared to successfully access post-secondary college and career opportunities.
Goal #2: SCCS will create positive, engaging school environments that promote the development of cognitive skills and the social emotional well-being of all students.
Goal #3: We will eliminate the achievement gaps that currently exist between demographic groups within the SCCS student community.

AVID Center

Products and Services Quote/Order

Quote/Order #: Q-78390
Client: Santa Cruz City High School District
Address: 133 Mission St Ste 100
Santa Cruz, CA 95060

AVID Center Representative: Ala Rudziankova
Phone: (858) 654-5084
Email: arudziankova@avid.org

Effective Date: July 01, 2021

Expiration Date: June 30, 2022

Branciforte Middle School			
QTY	PRODUCT NAME	UNIT PRICE	EXTENDED PRICE
1	AVID Membership Fees Secondary	$4,099.00	$4,099.00
1	AVID Weekly Secondary	$595.00	$580.00
		Branciforte Middle School SUBTOTAL:	**$4,679.00**

Harbor High School			
QTY	PRODUCT NAME	UNIT PRICE	EXTENDED PRICE
1	AVID Membership Fees Secondary	$4,099.00	$4,099.00
1	AVID Weekly Secondary	$595.00	$580.00
		Harbor High School SUBTOTAL:	**$4,679.00**

Mission Hill Middle School			
QTY	PRODUCT NAME	UNIT PRICE	EXTENDED PRICE
1	AVID Membership Fees Secondary	$4,099.00	$4,099.00
1	AVID Weekly Secondary	$595.00	$580.00
		Mission Hill Middle School SUBTOTAL:	**$4,679.00**

Santa Cruz High School			
QTY	PRODUCT NAME	UNIT PRICE	EXTENDED PRICE
1	AVID Membership Fees Secondary	$4,099.00	$4,099.00
1	AVID Weekly Secondary	$595.00	$580.00

Santa Cruz High School SUBTOTAL:	**$4,679.00**

Soquel High School			
QTY	PRODUCT NAME	UNIT PRICE	EXTENDED PRICE
1	AVID Membership Fees Secondary	$4,099.00	$4,099.00
1	AVID Weekly Secondary	$595.00	$580.00
		Soquel High School SUBTOTAL:	**$4,679.00**

TOTAL:	$23,395.00
	plus all applicable taxes

This AVID Products and Services Quote/Order ("Quote/Order"), together with the General Terms and Conditions ("Ts&Cs") attached hereto as Exhibit "A" (collectively, this "Agreement" or "AVID Agreement"), constitutes a binding agreement between AVID Center and the "Client" identified above with respect to the AVID Products and Services (as defined in the Ts&Cs) specified in this Quote/Order. The Ts&Cs attached to this Quote/Order will apply to any Subsequent Quote/Order that is placed by Client. Each party agrees to be bound by the terms of this Agreement and has caused this Agreement to be signed by its duly authorized representative. The terms of this Quote/Order or Subsequent Quote/Order will control in the event of a conflict with the Ts&Cs.

Additional Comments:

N/A

IN WITNESS WHEREOF, the parties have executed this Agreement on the dates below their signatures, but such dates shall not alter the Term of this Agreement as specified herein:

AVID Center, a California Non-Profit Corporation 501(c)(3)		Santa Cruz City High School District	
Signature:	_____	Signature:	_____
Print Name:	_____	Print Name:	_____
		Email Address	dcoito@sccs.net
Title:	_____	Title:	_____
Date:	_____	Date:	_____

AVID Center
9797 Aero Drive, Suite 100
San Diego, CA 92123
Employer ID # 33-0522594

Exhibit "A"

AVID Center General Terms and Conditions

These General Terms and Conditions (these "Ts&Cs") set forth an agreement by and between AVID Center, a California nonprofit corporation ("AVID Center"), and the "Client" identified in the attached Quote/Order. Client agrees to these Ts&Cs by entering into the Quote/Order or a Subsequent Quote/Order regardless of whether these Ts&Cs are attached to such Quote/Order or Subsequent Quote/Order. These Ts&Cs shall prevail over any terms and conditions contained in any purchase order or other document submitted by Client and fulfillment of the Quote/Order or a Subsequent Quote/Order does not constitute acceptance of any of Client's terms and conditions and does not modify or amend these Ts&Cs. If an individual enters into the Quote/Order or a Subsequent Quote/Order on behalf of his/her employer, then such individual hereby represents and warrants that he/she has the authority to bind such entity to this Agreement.

Article I. **Definitions**. Capitalized terms in these Ts&Cs not defined in the Quote/Order or a Subsequent Quote/Order or elsewhere in these Ts&Cs shall have the meanings set forth below:

1.1. "AVID Materials" shall mean any materials, in any medium, printed or electronic, provided by AVID Center relating to the AVID Products and Services.

1.2. "AVID Member Site" shall mean each Client facility identified in the Quote/Order or a Subsequent Quote/Order where the AVID Products and Services will be implemented.

1.3. "AVID Methodologies" shall mean AVID Center's proprietary methodologies incorporated within the AVID Products and Services.

1.4. "AVID Products and Services" shall mean the descriptions and requirements related to the products and services specified in the Quote/Order or a Subsequent Quote/Order, as described on the area of AVID Center's website located at https://www.avid.org/Page/3290. Such descriptions and requirements may change from time to time at AVID Center's sole discretion without prior notice to Client and are hereby incorporated herein by this reference.

1.5. "Proprietary Information" shall mean confidential or proprietary information pertaining to AVID Center's business, products or services, including without limitation AVID Methodologies, techniques, processes, designs, and research, and the terms of this Agreement.

1.6. "Subsequent Quote/Order" shall mean an order signed by AVID Center and Client to renew a subscription of the AVID Products and Services or any Amendment to a Quote/Order.

1.7. "Site Data" shall mean data collected from an AVID Member Site pertaining to student demographics, course enrollment, site characteristics and related outcomes.

1.8. "Student Data" shall mean individual student academic and disciplinary data.

Article II. **Term**.

2.1. Term. The term of this Agreement shall commence on the date specified in the Quote/Order or Subsequent Quote/Order and, unless earlier terminated as provided herein, shall continue until the expiration date specified in the Quote/Order, unless renewed pursuant to a Subsequent Quote/Order ("Term").

Article III. **Licenses**.

3.1. AVID Products and Services.

(a) Subject to all of the terms and conditions of this Agreement, AVID Center hereby grants to Client during the Term a limited, non-exclusive, non-transferable license, without the right to sublicense, to (i) use, and permit AVID Member Sites to use (a) the AVID Products and Services corresponding to such AVID Member Sites as specified in the Quote/Order or a Subsequent Quote/Order, and (b) the AVID Methodologies solely to implement the AVID Products and Services and for no other purpose, and (ii) reproduce the AVID Materials and distribute and display copies of such AVID Materials to staff and students of AVID Member Sites where such AVID Products and Services are implemented.

(b) This Agreement grants Client only the rights to use the AVID Products and Services and AVID Materials as set forth herein and does not convey or transfer title or ownership of any AVID Products and Services or AVID Materials to Client. All rights not expressly granted herein are reserved by AVID Center, and no other licenses are granted herein by implication, estoppel or otherwise.

3.2 Restrictions. Except as permitted in this Agreement, Client shall not, nor permit any third party to, engage in any of the following conduct:

(a) Provide, sell, sublicense, transfer, or lease any AVID Products and Services or AVID Materials;

(b) Distribute, broadcast or transmit in any medium whatsoever any AVID Products and Services or AVID Materials, except to AVID Member Sites solely via a password-protected website that is accessible only to staff and students of such AVID Member Site;

(c) Reproduce any AVID Products and Services or AVID Materials, except for classroom or school use;

(d) Distribute or transmit through the Internet any AVID Materials or AVID Methodologies to AVID Member Sites, except to a password-protected website that is accessible only to staff and students of such AVID Member Site;

(e) Enable AVID Member Sites to download electronic versions of any AVID Products and Services or AVID Materials, other than downloads by staff and students of AVID Member Sites who are required to agree prior to downloading (via clicking an "Accept" button or other form of electronic acknowledgement) not to distribute, reproduce, display, or transfer such AVID Products and Services or AVID Materials to anyone other than staff and students of their AVID Member Site;

(f) Modify or create derivative works of any AVID Products and Services or AVID Materials;

(g) Use or integrate any AVID Products and Services or AVID Materials with any product or service other than the AVID Products and Services or to develop any other product or service;

(h) Use any AVID Products and Services or AVID Materials in connection with any timesharing service, service bureau, network or any other services for revenue-generating purposes; or

(i) Obscure, remove, alter or fail to reproduce any copyright notice and other proprietary legends contained on or in any AVID Products and Services or AVID Materials.

3.3 AVID Trademarks.

(a) Subject to all of the terms and conditions of this Agreement, AVID Center grants to Client during the Term a limited, nonexclusive, non-transferable, indivisible license, without the right to sublicense, to use the "AVID" trademarks, service marks and logos (collectively, "AVID Trademarks") only (i) as they are incorporated within the AVID Materials; and (ii) on advertising and promotional materials created by Client or AVID Member Sites to promote the AVID Products and Services implemented at such AVID Member Sites.

(b) Client shall at all times use the AVID Trademarks in a professional manner in order to preserve and enhance AVID Center's substantial goodwill associated with the AVID Trademarks.

(c) Client shall not, and shall ensure that AVID Member Sites do not, (i) use any AVID Trademarks as a business name or trade name; (ii) adopt any trademark that is confusingly similar to any AVID Trademarks; (iii) submit any application or otherwise attempt to register for itself or others any AVID Trademarks; (iv) modify or otherwise alter any AVID Trademarks or use any other designs or logos in conjunction with the AVID Trademarks; or (v) use any AVID Trademarks in connection with any product or service other than the AVID Products and Services in accordance with this Agreement.

(d) All use of the AVID Trademarks by Client or an AVID Member Site will include the appropriate trademark symbol and will be in the following form, as appropriate: [AVID Trademark]® or [AVID Trademark]™. All literature and materials printed, distributed or electronically transmitted by Client or an AVID Member Site and containing any AVID Trademarks will include the following notice, as appropriate: "[AVID Trademark] is a [registered] trademark of AVID Center."

(e) Use by Client or any AVID Member Site of any AVID Trademarks on any product or other item in order to promote the AVID Products and Services shall be subject to AVID Center's prior written approval. Any such uses of AVID Trademarks approved by AVID Center shall be subject to the terms and conditions of this Agreement.

3.4 Ownership. As between the parties, AVID Center shall solely own all right, title and interest, except as licensed to Client hereunder, in and to the AVID Products and Services, AVID Trademarks, and AVID Materials, and any and all modifications, enhancements and derivative works thereof, and all intellectual and proprietary rights related thereto ("Intellectual Property Rights"). In addition, AVID Center shall own any and all suggestions, comments and feedback provided by Client concerning improvements or modifications of any AVID Products and Services (collectively, "Feedback") and AVID Center shall have the right to use, in any manner and for any purpose whatsoever, any and all Feedback. Client agrees to assign and does hereby irrevocably assign to AVID Center all right, title and interest that Client may acquire in and to any and all AVID Products and Services, AVID Trademarks, AVID Materials, and Feedback and all Intellectual Property Rights therein.

3.5 Equitable Relief. Client acknowledges and agrees that AVID Center will be irreparably harmed and money damages would be an inadequate remedy in the event of a breach of this Article III. Client therefore agrees that, in the event of such a breach, in addition to all other available remedies, AVID Center shall be entitled to equitable relief, including without limitation an order of specific performance and/or temporary, preliminary and permanent injunctive relief.

Article IV. Client's Obligations.

4.1. Infringement by Third Parties. Client shall notify AVID Center of any infringement of any of AVID Center's Intellectual Property Rights of which Client becomes aware. AVID Center shall have the sole right, but not any obligation, to take legal action to enforce such rights and Client agrees to cooperate with AVID Center in any such action and provide all information and assistance reasonably requested by AVID Center at AVID Center's expense.

4.2. Compliance with Laws. Client shall at all times comply with all applicable laws and regulations in its use of the AVID Products and Services.

4.3. Data Collection. During the Term, Client shall provide to AVID Center via a designated secure web portal Site Data and Student Data (collectively, "Data") specified by AVID Center. Client shall collect Data in accordance with applicable privacy laws, including without limitation the federal Family Educational Rights and Privacy Act (FERPA). AVID Center shall maintain in confidence all personally identifiable student information or information that is included in Data that it receives from Client. Client may withhold, revise, and/or edit confidential data, such as student names, Social Security Numbers and any other information the disclosure of which would violate state or federal law. AVID Center agrees not to use any Data in a manner that would violate, or cause Client to violate, any applicable provision of FERPA.

4.4. Proprietary Information.

(a) Confidentiality. Client shall hold and maintain all Proprietary Information provided by, or otherwise obtained from, AVID Center in strict confidence and not use or disclose such information to any third party other than to its employees and contractors who have a need to know such information, except to the extent necessary to exercise the rights granted, and perform its obligations, under this Agreement. Client will safeguard all Proprietary Information using the same precautions it uses to protect its own confidential information, but shall in no event exercise less than a reasonable degree of care. Client shall ensure compliance of AVID Member Sites with the obligations in this Section 4.4 and shall be responsible for any AVID Member Site's breach of such obligations.

(b) Exceptions. The restrictions set forth in Section 4.4(a) shall not apply with respect to information which: (i) is already known by Client at time of disclosure; (ii) becomes, through no act or fault of Client or any AVID Member Site, publicly available; (iii) is rightfully received by Client from a third party on a non-confidential basis; or (iv) is independently developed by Client without reference to any Proprietary Information. Notwithstanding Section 4.4(a), Client may disclose Proprietary Information pursuant to a lawful requirement or request of a governmental entity or agency to the minimum extent required, provided that, to the extent permitted by applicable law, Client first notifies AVID Center of such requirement or request and Client cooperates with AVID

Center in seeking a protective order or contesting such required disclosure.

Article V. Compensation.

5.1. Invoicing and Payment. AVID Center will invoice Client the amount stated in the Quote/Order or Subsequent Quote/Order, as the case may be, upon execution of the Quote/Order or Subsequent Quote/Order, and Client shall pay to AVID Center the full invoiced amount within thirty (30) days following Client's receipt of the invoice.

5.2. Taxes. Client shall be responsible for the payment of any applicable sales or use taxes or any value added or similar taxes payable with respect to the AVID Products and Services provided by AVID Center or arising out of or in connection with this Agreement.

5.3. No Right of Offset. Client shall have no right to offset any amount or claim against amounts payable to AVID Center hereunder.

Article VI. Representations and Warranties; Warranty Disclaimer.

6.1. Representations and Warranties. Each party represents and warrants to the other party that its execution and delivery of this Agreement, and its performance of this Agreement, (i) are within its power and authority; (ii) do not require any consent or other action by and in respect of or filing with any third party or governmental body or agency; and (iii) do not, and will not, violate or conflict with or constitute a default under any applicable law, regulation, or published interpretive guidance or ruling.

6.2. Warranty Disclaimer.

(a) EXCEPT AS EXPRESSLY SET FORTH IN SECTION 6.1., NEITHER PARTY MAKES ANY REPRESENTATION OR WARRANTY OF ANY KIND, EXPRESS OR IMPLIED, AND EACH PARTY DISCLAIMS ALL OTHER WARRANTIES INCLUDING, BUT NOT LIMITED TO, IMPLIED WARRANTIES OF MERCHANTABILITY, FITNESS FOR A PARTICULAR PURPOSE AND NON-INFRINGEMENT.

(b) AVID CENTER DOES NOT WARRANT THAT THE AVID PRODUCTS AND SERVICES WILL MEET CLIENT'S OR ANY AVID MEMBER SITE'S REQUIREMENTS AND AVID CENTER DOES NOT MAKE ANY WARRANTY WITH RESPECT TO CLIENT'S OR ANY AVID MEMBER SITE'S USE OR INABILITY TO USE ANY OF THE AVID PRODUCTS AND SERVICES OR THE RESULTS GENERATED FROM THE USE OF ANY OF THE AVID PRODUCTS AND SERVICES.

Article VII. Limitation of Liability.

7.1. Exclusion of Damages. TO THE MAXIMUM EXTENT PERMITTED BY APPLICABLE LAW, IN NO EVENT SHALL EITHER PARTY HAVE ANY LIABILITY TO THE OTHER PARTY ARISING OUT OF THIS AGREEMENT UNDER ANY CAUSE OF ACTION OR THEORY OF LIABILITY, INCLUDING TORT, NEGLIGENCE, STRICT LIABILITY, MISREPRESENTATION, BREACH OF CONTRACT OR BREACH OF WARRANTY, FOR (a) ANY INDIRECT, INCIDENTAL, SPECIAL, CONSEQUENTIAL OR EXEMPLARY DAMAGES OF ANY KIND, EVEN IF SUCH PARTY KNEW OR SHOULD HAVE KNOWN OF THE POSSIBILITY OF SUCH DAMAGES; OR (b) THE COST OF PROCURING SUBSTITUTE GOODS, SERVICES, TECHNOLOGY OR RIGHTS.

7.2. Maximum Liability. NOTHWITHSTANDING ANYTHING IN THIS AGREEMENT OR OTHERWISE, AVID CENTER SHALL HAVE NO LIABILITY FOR DAMAGES IN EXCESS OF THE AGGREGATE AMOUNT PAID BY CLIENT HEREUNDER AND CLIENT SHALL HAVE NO LIAIBLITY FOR DAMAGES IN EXCESS OF THE AGGREGATE AMOUNT PAID OR PAYABLE BY CLIENT HEREUNDER WITH RESPECT TO THE QUOTE/ORDER OR SUBSEQUENT QUOTE/ORDER GIVING RISE TO LIABILITY.

7.3. Exceptions. THE EXCLUSIONS OF DAMAGES AND LIABILITY LIMITATIONS IN SECTIONS 7.1 AND 7.2 SHALL NOT APPLY TO ANY BREACH OF CLIENT'S OBLIGATIONS UNDER ARTICLE III OR SECTION 4.4 OR ANY VIOLATION OR INFRINGEMENT OF AVID CENTER'S INTELLECTUAL PROPERTY RIGHTS. THESE LIMITATIONS SHALL APPLY NOTWITHSTANDING A FAILURE OF THE ESSENTIAL PURPOSE OF ANY LIMITED REMEDY.

Article VIII. Termination.

8.1. By AVID Center. AVID Center may terminate this Agreement in its entirety or with respect to one or more AVID Member Sites in the event of Client's material breach of this Agreement, which is not fully cured within thirty (30) days following AVID Center's notice of the breach. In the event Client's breach is not cured, AVID Center shall notify Client of its election to terminate this Agreement or, if termination is limited to one or more AVID Member Sites, AVID Center shall notify Client of the AVID Member Sites so terminated.

8.2. By Client. Client may terminate this Agreement for any reason, or no reason, upon thirty (30) days' prior written notice to AVID Center.

8.3. Effect of Termination. Upon termination or expiration of this Agreement or with respect to termination of one or more AVID Member Sites, (a) the licenses granted to Client hereunder, or the rights granted hereunder with respect to the terminated AVID Member Sites, shall automatically terminate and all rights shall revert to AVID Center; (b) Client shall immediately discontinue use of the AVID Products and Services and cease using the AVID Materials, AVID Methodologies, and AVID Trademarks in all AVID Member Sites following termination or expiration of this Agreement, or, in the case of termination of one or more AVID Member Sites, in the terminated AVID Member Sites; (c) Client shall pay to AVID Center all unpaid amounts that are due and payable hereunder and shall remain liable for its obligations or other actions that accrued or occurred prior to the date of termination or expiration; and (d) Client shall promptly return to AVID Center all AVID Materials and Proprietary Information (including copies) in its possession or control following termination or expiration of this Agreement.

8.4. Survival. All accrued rights to payment and the parties' respective rights, obligations and duties under Articles I, VI, VII, and VIII and Sections 3.4, 3.5, 4.1, 4.4, and 5.1 shall survive expiration or any termination of this Agreement.

Article IX. General Provisions

9.1. Independent Contractors. The relationship between the parties is that of independent contractors and neither party shall have authority to contract for or bind the other party in any manner whatsoever.

9.2. Cumulative Remedies. All rights and remedies conferred herein shall be cumulative and in addition to all of the rights and remedies available to each party at law, equity or otherwise.

9.3. Governing Law/Venue. This Agreement shall be governed by and interpreted under California law, without regard to its conflict of laws provisions, and, except as provided in Section 9.4, the state and federal courts located within the County of San Diego, California shall have the exclusive

jurisdiction over all disputes and causes of action relating to this Agreement.

9.4. Dispute Resolution.

(a) Before initiating any legal action, the parties will endeavor to settle any dispute, controversy or claim arising out of or relating to this Agreement or a party's performance or lack of performance hereunder (a "Dispute") by mediation conducted by JAMS, Inc. ("JAMS") in San Diego, California. The requesting party may commence mediation by providing to JAMS and the other party a written request for mediation, setting forth the subject of the dispute and the relief requested. The parties agree that they will participate in the mediation in good faith and that they will share equally in its costs.

(b) If the Dispute is not resolved within sixty (60) days following the request for mediation, the Dispute shall be resolved by final and binding arbitration in accordance with the JAMS Streamlined Arbitration Rules & Procedures then in effect (the "Rules"), except as modified by this Agreement. The arbitration will be conducted by one arbitrator approved by both parties; provided, however, if the parties fail to approve the arbitrator within ten (10) days after the written demand for arbitration, then either party to the dispute may request that JAMS select the arbitrator in accordance with the Rules. The final decision of the arbitrator shall include the dollar amount of the award to such party, if any, and the findings of fact and conclusions of law on which it is based shall be furnished to the parties in writing and shall be binding upon the parties. Judgment upon the arbitration award may be entered in any court having jurisdiction thereof.

9.5. Attorneys' Fees. The prevailing party in any legal action or proceeding related to this Agreement shall, in addition to all other remedies, be entitled to an award of its attorneys' fees.

9.6. Force Majeure. Neither party shall be liable for nonperformance or any delay caused by an event reasonably beyond its control including, but not limited to, wars, acts of terrorism, compliance with laws or regulation (including, without limitation, those related to infringement), fires, floods, earthquakes or any Act of God or any law, proclamation, regulation, ordinance or other act or order of any court, government or governmental agency.

9.7. Severability. If any provision of this Agreement is held to be illegal or unenforceable, such provision shall be limited or eliminated to the minimum extent necessary so that the remainder of this Agreement will continue in full force and effect and be enforceable.

9.8. Notices. All notices or other communications required or permitted hereunder shall be in writing and shall be deemed to have been duly given either when personally delivered, one business day following delivery by a nationally recognized overnight courier with tracking capabilities, or three business days following deposit in the U.S. mail, registered or certified, postage prepaid, return receipt requested, to the address of the party to be notified set forth in the Quote/Order or a Subsequent Quote/Order. Notice of change of address shall be given by written notice in the manner set forth in this Section 9.8.

9.9. Waiver. The waiver by either party of any breach or failure to require performance by the other party shall not constitute the waiver of any other or subsequent breach or diminish the right to require such performance in the future.

9.10. No Third-Party Beneficiaries. Nothing in this Agreement shall confer upon any person or entity other than the parties and their respective successors or permitted assigns, any rights, obligations, or remedies hereunder (whether as a third-party beneficiary or otherwise).

9.11. No Assignment. Client may not assign any of its rights or delegate any of its obligations under this Agreement without AVID Center's prior written consent and any purported assignment in the absence of such consent shall be null and void.

9.12. Amendment. No amendment or modification of this Agreement shall be binding, unless it is in writing and signed by both parties.

9.13. Headings; Construction. Headings and captions are for convenience only and are not to be used in the interpretation of this Agreement. Each party agrees that any rule of construction to the effect that ambiguities are to be resolved against the drafting party shall not be applied in the construction or interpretation of this Agreement.

9.14. Entire Agreement. This Agreement is the entire agreement between the parties relating to the subject matter hereof, and all quotes, communications, understandings and agreements relating to the same subject matter are merged into, and superseded by, this Agreement.

9.15. Counterparts. This Agreement may be executed in multiple counterparts, each of which will be deemed an original, but all of which taken together shall constitute one and the same instrument. Delivery of a copy of this Agreement bearing a signature by facsimile transmission, by electronic mail or by any other electronic means will have the same effect as physical delivery of the paper document bearing the original signature.

SANTA CRUZ CITY SCHOOL DISTRICT

AGENDA ITEM: Your Future is Our Business Annual Agreement 2021-22

MEETING DATE: June 16, 2020

FROM: Dorothy Coito, Assistant Superintendent of Educational Services

THROUGH: Kris Munro, Superintendent

RECOMMENDATION:
Approve the Your Future is Our Business Annual Agreement for the 2021-22 school year.

BACKGROUND:
Your Future is Our Business is a local non-profit formed in 1993 by the Santa Cruz Chamber of Commerce education committee. Their mission is to provide every Santa Cruz County student with opportunities to discover a fulfilling and successful career. To do this, they bring schools and businesses together to support students in becoming Santa Cruz County's next generation of workers.

Support from Your Future is Our Business is built into our Career Technical Education Incentive Grant (CTEIG). Your Future is Our Business currently supports the organization and planning for the 11th grade Career Expo held at each high school. These services are provided to the district and school sites (and any district/school) at no charge.

As part of our CTEIG grant plan, Santa Cruz City Schools plans to increase the support the District receives from Your Future is Our Business to implement portions of the Santa Cruz City Schools three year Career and Technical Education Plan. Specifically, Your Future is Our Business will support Santa Cruz City Schools in the following ways:

- Formalize industry partnerships for every Career and Technical Education pathway in Santa Cruz City Schools
- Implement a district Industry Advisory Committee that gives input and feedback into Career and Technical Education programs
- Support the creation of a work-based learning program at each of the high schools
- Provide coaching to the Career and Technical Education Counselors

In the 2020-21 school year, more than 1,000 high school students are enrolled in Santa Cruz City Schools Career and Technical Education courses at our three comprehensive high schools and Costanoa. This is approximately one third of the high school students in Santa Cruz City

Schools. Your Future is Our Business will support the refinement of one of the district's largest programs; one that is directly aimed at meeting Santa Cruz City Schools district goal #1, ensuring every student is prepared to successfully access post-secondary college and career opportunities.

Evaluation Criteria
Santa Cruz City Schools has used two different Career and Technical Education self-assessment tools provided by the California Department of Education. The first is called "The 11 Elements of a High Quality Career and Technical Education Program" and the other is a rubric based on these eleven elements of a high quality Career and Technical Education program. These assessments have helped to give the district a baseline for creating the Three Year Career and Technical Education Plan. Santa Cruz City Schools will use the California Department of Education self-assessment tools annually to monitor progress and update the Career and Technical Education Plan in accordance with focus areas for improving/growing. As the services Your Future is Our Business are in direct alignment and support of the Santa Cruz City Schools Career and Technical Education three year plan, Santa Cruz City Schools should see specific improvements in 3 of the 11 Elements of a High Quality Career and Technical Education Program.

FISCAL IMPACT:
$25,000 - Career and Technical Education Incentive Grant (Restricted)

This work is in direct support of the following District goals and their corresponding metrics:

Goal #1: All Santa Cruz City Schools students will be prepared to successfully access post-secondary college and career opportunities.
Goal #2: SCCS will create positive, engaging school environments that promote the development of cognitive skills and the social emotional well-being of all students.
Goal #3: We will eliminate the achievement gaps that currently exist between demographic groups within the SCCS student community.

YOUR FUTURE IS OUR BUSINESS

399 Encinal Street, Santa Cruz, CA 95060
Yourfutureisourbusiness@gmail.com YFIOB.org

Date: May 25th, 2021

To:
Santa Cruz City Schools
Julia Hodges

From:
Your Future Is Our Business
399 Encinal Street
Santa Cruz, CA 95060

Description of Services

Santa Cruz City Schools
2021-2022

STATEMENT OF PURPOSE
Your Future Is Our Business will provide sustainable career activities for students and work with administrators and educators to develop systems that support those activities to advance the implementation of the CTE pathways as well as enhance the success of students in Santa Cruz City Schools District for the 2021-2022 school year.

Services

1. Direct Services to Students
    a. College and Career Expos/Career Days
    b. Career Panels
    c. Career Speakers (Career Technical Education Courses)
    d. Career Technical Student Organizations
    e. Local Pathway Competitions
2. Services Supporting Direct Services to Students
    a. Teacher Collaboration with Industry Partners
    b. District CTE Advisory

Direct Services to Students

District CTE Goal #3 - Increasing Work Based Learning Activities for Students

1) ***College and Career Expos (High Schools):*** *Students will have the opportunity to visit 10-20 professional/organization exhibitors to learn more about the career/career field that they are interested in. Exhibitors answer students' questions and provide information on how to get started in that career or career field. College representatives (Cabrillo, UCSC, CSUMB) also are*

present to provide support and direction for students interested in further exploring certain career fields or topics. Expos are a great way for students to explore and define their career interests as well as meet with future employers. E<u>xpos will only take place when it is safe to resume and permitted by Santa Cruz County and SCCS to host large (100+ participants) in person activities.</u> If large activities are not possible, Career Days or additional class speakers will be provided instead. **Career Days:** A one hour virtual activity where students will hear from 3-4 speakers who each provide a 10-15 minute presentation regarding their career and 10-15 minutes of student Q&A.

a) Santa Cruz High School
b) Soquel High School
c) Harbor High School
d) Costanoa High School

Total Career Expos: $2000

2) **Career Panels (High School):** Students will hear from 3-4 adults per panel. Panelists will take turns briefly sharing about their career background (responsibilities, skills, tasks, and answering questions directly from students. Panels allow students to see the differences and similarities between professionals and their professions.

a) *Santa Cruz High School*
b) Soquel High School
c) Harbor High School
d) Costanoa High School

Total Career Panels: $2000

3) **Career Speakers (Career Technical Education Courses):** Career speakers correspond with specific CTE courses or students' interests. During each activity, students will hear from a professional who is working in the career sector corresponding to the career technical education course. Career speakers focus on sharing specific, in depth information about their career, share their career journey, and offer advice, resources, or opportunities and answer questions from students. Career speakers are valuable in helping students to better understand and connect the content which they are learning in class to a real world setting.

a) Santa Cruz High School
b) Soquel High School
c) Harbor High School
d) Costanoa High School

Total for CTE Class Career Speakers: $2,000

4) **What to Be, Informational Interview Radio Show/Podcast: What To Be** (http://soundcloud.com/what-to-be) (https://what-to-be.pinecast.co/) is a 30 minute educational radio show/podcast that airs every Sunday at 7pm on KSQD Santa Cruz and is available to stream on most major podcast platforms and Soundcloud. During the show, we interview people from a variety of careers in order to learn more about what they do and how

they got into their line of work. The goal of the show is to inform students and community members about what that career actually entails, to bring awareness to new careers, and to share their inspiring career journey. Episodes are shared with students and educators in Santa Cruz County.

$0

5) **Career and Technical Student Organizations**
   - Weekly meetings with counselors to develop a sustainable structure for SCCS CTE Career and Technical Student Organization/s, support implementation throughout all CTE pathways
   - Meet with CTE teachers to form relationship to enhance CTSO commitment and participation in CTSOs
   - Be proactive, with support of COE and other districts, to set-up local competitions for pathways
   - Creation of CTSOs with consideration to structures as they may relate to Distance Learning

$500

6) **Local Pathway Competitions**
   - Weekly meetings with counselors to explore and share opportunities, in addition to portfolios, to showcase CTE coursework with the outcome of increased opportunities for students to showcase and demonstrate learning from their CTE coursework.
   - Meet with CTE teachers to form relationships to enhance commitment and participation with local pathway competitions
   - Be proactive, with support of COE and other districts, to set-up local competitions for CTE pathways
   - Create plans for competitions with consideration to Distance Learning in the schools.

$500

INDIRECT SERVICES TO STUDENTS

District CTE Goal #1 - Teacher Collaboration with Industry Partners

- Weekly meetings with counselors to support and track industry partners meetings/relationships to create strong and more productive partnerships
- Meet with CTE teachers to form relationship to enhance commitment and productivity
- Assist CTE counselors in supporting teachers with providing distance learning course work for CTE classes. Assess knowledge and use of PBL for professional development and implementation.

District CTE Goal #2- District CTE Advisory

California Education Code Section 8070 - The governing board of each school district participating in a career technical education program shall appoint a career technical education advisory committee to develop recommendations on the program and to provide liaison between the district and potential employers.

- Monthly meetings with Julia Hodges regarding implementation of the district CTE plan including research and development of Signature Pathways for the 21/22 school year.
- Co-facilitate SCCS CTE Advisory Committee

- Develop activities, communication, “branding” for SCCS CTE to increase student, parent, feeder school, community awareness of CTE programs

Total Indirect Services: $18,000

Total YFIOB Services for Outlined Initiatives: $25,000

Invoices will be submitted:

October 30th, 2021 $9000
December 31st, 2021 $8000
March 31st, 2022 $8000

SANTA CRUZ CITY SCHOOL DISTRICT

AGENDA ITEM: CodeHS Annual Curriculum Purchase

MEETING DATE: June 16, 2021

FROM: Dorothy Coito, Assistant Superintendent of Educational Services

THROUGH: Kris Munro, Superintendent

RECOMMENDATION:
Approve the attached agreement for CodeHS.

BACKGROUND:
CodeHS is the curriculum software that high school students use in their Intro to Computer Science and Advanced Placement Computer Science Career. This allows students to design, code, test, and execute programs that correspond to a set of qualifications. It also allows them to design, develop, publish, and present products, such as web pages, mobile apps, and animations. This curriculum software allows students a wider range of coding opportunities, from basic to complex.

This contract supports CodeHS for Harbor and Santa Cruz High. Human Resources is still recruiting a Computer Science Teacher for Soquel High School. As soon as this position is filled, a contract will be done for the courses at Soquel.

This software is an annual cost of $2,600 per section for each calendar year (based on the initial contract start). This year and next year, the funding will come from the Career and Technical Education Incentive Grant (CTEIG). Beginning 2021-22 Santa Cruz City Schools will have to use CTEIG Dollars.

FISCAL IMPACT:
$5,200 CTEIG Dollars (Restricted)

This work is in direct support of the following District goals and their corresponding metrics:

Goal #1**:** All SCCS students will be prepared to successfully access post-secondary college and career opportunities.
Goal #3**:** We will eliminate the achievement gaps that currently exist between demographic groups within the SCCS student community.

CodeHS Order Form

Contract #7832
Customer: Santa Cruz City Schools
ATTN: Julia Hodges
133 Mission Street Suite 100
Santa Cruz, CA 95060

Pricing Summary

Items	Start Date	End Date	Quantity	Price	Total Price
Pro Section License - Santa Cruz HS	07/01/2021	06/30/2022	1 Section	$2600.00	$2600.00
Pro Section License - Harbor HS	07/01/2021	06/30/2022	1 Section	$2600.00	$2600.00
Total					**$5200.00**

Total fee under this Order Form: $5200

Order Form and Obligations under the Master Service Agreement

Dear Customer ("you"),

Thank you for your order! This Order Form is subject to the CodeHS Master Service Agreement [or the terms of your original contract] ("MSA"). If you have already signed the CodeHS MSA, there is no need to do so again, and by signing this Order Form, you agree that the Order Form will continue to be subject to the terms of the original MSA between you and CodeHS.

If you have not signed the MSA, please do so while executing this Order Form. By signing the MSA, you agree that this Order Form, and any future Order Forms, will be bound to the MSA.

Payment Terms

You agree to pay to CodeHS the total fee set forth on this Order Form.
For each term, CodeHS will break up the total fee into a separate invoice 30 days prior to the beginning of such term and you must pay such invoice within 30 days of receipt.

Payment can be made via credit card (up to certain limits), check, wire transfer or ACH.

CodeHS Inc.
42A Dore St
San Francisco, CA 94103
Phone: (415) 889-3376

Effective Date: 06/03/2021

Order Expiration Date: The price associated with this Order Form is only available if executed no later than 07/31/2021.

Subscription Term: Subscription access to CodeHS Services will begin on the Start Date specified in the Order Form and continue until the End Date specified in the Order Form.

Santa Cruz City Schools

Signature _____

Name _____

Title _____

Date _____

CodeHS, Inc.

Signature _____

Name _____

Title _____

Date _____

SANTA CRUZ CITY SCHOOL DISTRICT

AGENDA ITEM: Pear Deck License Renewal

MEETING DATE: June 16, 2021

FROM: Dorothy Coito, Assistant Superintendent of Educational Services

THROUGH: Kris Munro, Superintendent

RECOMMENDATION:
Approve the Pear Deck license renewal.

BACKGROUND:
Pear Deck is a program that integrates with Google Slides and works to enhance teacher lessons by making them more engaging, embedding opportunities to check for understanding, conducting formative assessments and providing opportunities for direct feedback on learning and understanding. Pear Deck is also used to embed social-emotional support for students throughout a lesson by giving them opportunities to reflect and express their feelings.

Pear Deck was used extensively during distance learning, and on a survey, teachers indicated that they would like to continue to have access to this useful tool when they return to full in person learning.

FISCAL IMPACT:

$2,698.50	1,285 elementary student licenses @ $2.10/student license
$8,988	4,280 secondary student licenses@ $2.10/student license
-$239.50	Discount for prior purchase
$12,246.00	**Total - SB86 (Restricted)**

This work is in direct support of the following District goals and their corresponding metrics:

Goal #1: All Santa Cruz City Schools students will be prepared to successfully access post-secondary college and career opportunities.
Goal #3: We will eliminate the achievement gaps that currently exist between demographic groups within the SCCS student community.

AGENDA ITEM: 8.2.1.8.

ORDER FORM

QUOTE # Q-167276
DATE 6/7/2021
EXPIRATION DATE 9/30/2021

Bill To
Santa Cruz City High School District (CA)
133 Mission St
Santa Cruz, California 95073
United States

Ship To
Santa Cruz City High School District (CA)
133 Mission St
Santa Cruz, California 95060-3754
United States

PearDeck, Inc.
2030 E. Maple Ave
El Segundo, CA 90245
United States

Founded by educators, Pear Deck is a platform for engaging every student, every day. Our mission and methods are backed by our experience in the classroom and our understanding of how schools and districts use technology. Pear Deck makes it easy for your teachers to connect with students and deliver powerful learning moments with formative assessments and interactive questions that let them see, in real time, how every student in the class is doing.

1 Year

DESCRIPTION	Start Date	End Date	Discount	Line Total
Pear Deck Subscription	9/1/2021	8/31/2022	0%	$12,246.00
			1 Year TOTAL (USD):	$12,246.00

2 Year Annual Installment = $11,448.00

DESCRIPTION	Start Date	End Date	Discount	Line Total
Pear Deck Subscription	9/1/2021	8/31/2023	0%	$22,896.00
			2 Year TOTAL (USD):	$22,896.00

3 Year Annual Installment = $11,448.00

DESCRIPTION	Start Date	End Date	Discount	Line Total
Pear Deck Subscription	9/1/2021	8/31/2024	0%	$34,344.00
			3 Year TOTAL (USD):	$34,344.00

Terms and Conditions

Terms By signing below, the undersigned agrees to be bound by the Pear Deck Terms of Service ("Terms of Service") which are incorporated by this reference herein. Current versions of the Terms of Service are located here. The Terms of Service contain certain terms and conditions not set forth in this Order Form. Pear Deck's rights and responsibilities, and your rights and responsibilities, are as set forth in this Order Form and in the Terms of Service.

AUTHORITY

The undersigned represents and warrants that the undersigned has full power and authority to execute this Order Form and to bind the above-referenced school, district, or organization, as the case may be, to the terms of this Order Form and the Terms of Service.

INVOICES

At the election of the undersigned, invoices shall be sent on either a monthly or annual basis. Invoices shall be payable within 30 days of the Invoice date, and are considered late after that date. Late invoices incur a fee of 2% (or the highest rate permitted by law, if less) and Pear Deck services may be disabled after 60 days of non-payment.

ORDER FORM

QUOTE #	Q-167276
DATE	6/7/2021
EXPIRATION DATE	9/30/2021

SALES TAX EXEMPT

My school, district, or organization is exempt from my state’s sales tax.

ORDER FORM

QUOTE # Q-167276
DATE 6/7/2021
EXPIRATION DATE 9/30/2021

Next Step

Name : _____

Signature : _____

Date : _____

PO (optional) : _____

Please send the signed quote to Angela Bell at abell@goguardian.com

FOR FOLLOW-UP QUESTIONS

Please contact our Finance Team at finance@peardeck.com

PRIVACY

Our Policy is HERE. If you have a custom Privacy Rider, please send to Privacy@peardeck.com

W9 Form: https://goo.gl/CcVw9m

©2018 Pear Deck, Inc. All Rights Reserved.

peardeck.com
hello@peardeck.com
youtube.com/peardeck
twitter.com/peardeck
facebook.com/peardeck

SANTA CRUZ CITY SCHOOL DISTRICT

AGENDA ITEM: Amplified IT Contract Renewal: Google Apps for Education Upgrade

MEETING DATE: June 16, 2021

FROM: Dorothy Coito, Assistant Superintendent of Educational Services

THROUGH: Kris Munro, Superintendent

RECOMMENDATION:
Approve the Google Apps for Education upgrade (Amplified IT contract) for the Santa Cruz City Secondary School District.

BACKGROUND:
For more than a decade, Santa Cruz City Schools has been a Google district. The District uses Google and all of the Google Apps for Education on a daily basis for communication and instruction. At the start of the 2020-21 school year, Google Apps for Education were updated for the secondary district to support secondary teachers in having access to enhanced Google Classroom features. The enhanced Google Classroom features have been an asset to teachers in both distance and Hybrid learning, and these tools will continue to support teachers in keeping an organized classroom during in-person instruction.

One feature of the enhanced Google Classroom is the *Originality Reports*. Originality Reports give teachers the ability to run a report on assignments that students turn in telling teachers how much content students have "quoted" from other texts that appear on the internet. Originality Reports also compare all student responses to other student responses within the whole district's domain. Using Originality Reports will help teachers know how much original work a student is submitting. This feature is especially important for secondary teachers, as students are regularly producing and turning in written work for all content areas.

In addition to unlimited access to Originality Reports, a Google Apps for Education upgrade includes the following:

- Advanced security and analytics
- Access to Dedicated Google support specialists available 24/7
- The ability to livestream events up to 100,000 in-domain users
- Access to weekly Google Apps for Education Office Hours and quarterly best practices presentations
- Custom online training
- Advanced level support by subject matter experts

<u>FISCAL IMPACT</u>:
Total Cost: $8,016 ESSER3 (Restricted)

This work is in direct support of the following District goals and their corresponding metrics:

Goal #1: All Santa Cruz City Schools students will be prepared to successfully access post-secondary college and career opportunities.
Goal #3: We will eliminate the achievement gaps that currently exist between demographic groups within the SCCS student community.

Amplified IT
812 Granby St

Norfolk VA 23510-2004

FEIN:27-3690926

Santa Cruz City Schools
Curtis Gomez
133 Mission St
Santa Cruz CA 95060-3754

Quote #	00134423
Quote Date	May 4, 2021
Quote Total (USD)	**$8,016.00**

Item	Description	Unit Cost	Quantity	Line Total
GOO-ENT-0101	Google Workspace for Education Plus - Legacy - 2020 pricing (50% off) - Full-Domain Staff: One year license for G Suite Enterprise for Education.	24.00	334	8,016.00
GOO-ENT-0102	Google Workspace for Education Plus - Legacy - 2020 pricing (50% off) - Full-Domain Students: One year license for G Suite Enterprise for Education.	0.00	3340	0.00
AIT-CSO-1000	First Line Support & Escalation	500.00	1	500.00
AIT-CSO-9101-00	First Line Support & Escalation	-500.00	1	-500.00

Quote Total (USD)	**$8,016.00**

Terms
This quote is valid for 28 days from issue.

Please send purchase orders to info@amplifiedit.com or fax to 757-585-3550. If possible, please also include a copy of your organization's tax-exempt certificate with your purchase order. An exemption certificate is required to process Google Voice orders.

The purchase of these products and services are bound by the relevant terms of services, privacy and data notices found here:
https://www.amplifiedit.com/work-with-us/

A copy of our W-9 form may also be downloaded from the link above.

Full payment is required within 30 days of Invoice.

Notes
Subscription dates: 2021-09-08 - 2022-09-07

To view your estimate online Go to https://amplifiedit.freshbooks.com/view/vf6RUArNLrCFEqG

SANTA CRUZ CITY SCHOOL DISTRICT

AGENDA ITEM: Screencastify Contract Renewal

MEETING DATE: June 16, 2021

FROM: Dorothy Coito, Assistant Superintendent of Educational Services

THROUGH: Kris Munro, Superintendent

RECOMMENDATION:
Approve the Screencastify contract.

BACKGROUND:
Screencastify provides schools and districts the ability to easily record, edit, and share videos to Support learning. Educators make learning more personal with Screencastify by recording full and/or bite-sizedlessons, creating assignment solutions and explanations, providing verbal feedback for students, and so much more. Students use Screencastify to make their thinking visible and allow their voices to be heard through comprehension and reflection exercises, interactive presentations, speech and language practice.

Screencastify was used extensively during the pandemic to create video instruction for parents and students. With full in-person instruction, Screencastify will continue to be useful to all staff members for posting easy instructions and videos for a variety of situations. In a survey done earlier this year, staff indicated that this was a program they wanted to have available as we return to full in person learning.

FISCAL IMPACT:
Total Cost: $9,000 annually, SB86 (Restricted)

(35%, elementary; 65%, secondary)

This work is in direct support of the following District goals and their corresponding metrics:

Goal #1: All Santa Cruz City Schools students will be prepared to successfully access post-secondary college and career opportunities.
Goal #3: We will eliminate the achievement gaps that currently exist between demographic groups within the SCCS student community.

AGENDA ITEM: 8.2.1.10.

Screencastify

Quote number: 128603
Quote created: May 10, 2021
Quote expires: Jun 30, 2021

Term start date: Aug 26, 2021
Schools included: 9

Prepared for:
Alicia Reyes
Santa Cruz City School District
areyes@sccs.net

Prepared by:
Screencastify, LLC
222 W Merchandise Mart Plaza, #1212
Chicago, IL 60654
raymond@screencastify.com

Quantity	Product	Price
1	Record Unlimited District License	$4,500
1	Edit Unlimited District License	$4,500
1	Self-paced Professional Development	$0

Subscription subtotal:	$9,000
Annual subscription total:	**$9,000**
PD one-time fee:	**$0**
Total due:	**$9,000**

The Fine Print

The Services provided under this Order are subject to Screencastify's Master Terms and Conditions located at https://screencastify.com/msa, which are incorporated herein by reference. The pricing in this quote is valid until the Expiry Date listed above. All pricing is in US Dollars. Screencastify will invoice you for the amounts shown in this quote after receiving payment or a purchase order. If you are paying with a purchase order please have your purchasing department email a signed PO referencing this quote to the email above. Offline payments are accepted for orders of $250 or more. Access to purchased products will be unlocked upon receipt of the signed PO.

SANTA CRUZ CITY SCHOOL DISTRICT

AGENDA ITEM: EquatIO License Renewal

MEETING DATE: June 16, 2021

FROM: Dorothy Coito, Assistant Superintendent of Educational Services

THROUGH: Kris Munro, Superintendent

RECOMMENDATION:
Approve the EquatIO license agreement renewal for all secondary math teachers and students enrolled in secondary math courses.

BACKGROUND:
EquatIO is a math extension that allows both math teachers and students to insert, edit, and interact with digital math in the Google Apps for Education Suite, which includes Google Docs, Google Forms, Google Sheets, Google Slides, and Google Drawings. As we have increased use of digital tools for instruction, EquatIO has become an essential resource for our math classrooms. Teachers have requested that we maintain this resource with a return to full in-person learning.

FISCAL IMPACT:
Secondary District License for 4,400 students @ $1/student license

Total = $4,400 SB86 (Restricted)

This work is in direct support of the following District goals and their corresponding metrics:

Goal #1: All Santa Cruz City Schools students will be prepared to successfully access post-secondary college and career opportunities.
Goal #3: We will eliminate the achievement gaps that currently exist between demographic groups within the SCCS student community.

AGENDA ITEM: 8.2.1.11.

texthelp™

Quote

Quote must be attached to Purchase Order

F.O.B Shipping Point

To: Santa Cruz City Schools

Address: 405 Old San Jose Road
Soquel CA 95073

ATTN: Elizabeth Shafer

Date: May 11, 2021

Valid Until: August 25, 2021

Texthelp Inc.
500 Unicorn Park Dr. Floor 4
Woburn, MA 01801

Phone: 888-248-0652
Fax: 866-248-0652
Email: u.s.info@texthelp.com

Fed Tax ID# 06-1622277

Texthelp Contacts:

Cori Brooks
Greg Brandon
g.brandon@texthelp.com

Quantity	Item	Type of License/Training	License Description:	Additional Information	Unit Price	Extended Price
4400	EquatIO	Group	12 month renewable premium Group EquatIO subscription for use by specified # of users who are members of identified group within the school/district/specified domain. Includes access to all supported platforms including Google Chrome and Desktop as well as EquatIO Mathspace provided all technical requirements are met.	Subscription Period: 8/25/2021 - 8/25/2022 Group license for use by all students (4,400) in the Santa Cruz Secondary school district; Extending Unlimited pricing due to shared domain Retail list price for Group is $12 per student	$1.00	$4,400.00
					Sub Total	$4,400.00
					Total	$4,400.00

Note: Credit card payments will only be accepted for purchases of $1000 or less, no credit card fees will be assessed.

Note: A copy of the Tax Exempt ID Certificate must accompany order if applicable, otherwise sales tax may be charged.

By using these products you are hereby agreeing to the terms of the relevant product End User License Agreements.
These can be found at support.texthelp.com/help/end-user-license-agreements

Resources Included with Subscription:

Email (support@texthelp.com) and Telephone Technical Support (888-248-2479)

Online Support Forum/Knowledgebase

Training and Implementation Resources including Feature & How to Videos, Getting Started Guides, Product Certification, Live & Recorded webinars, and Google + Communities

Professional Development/Implementation User Consultation (for New Group and Unlimited Subscriptions)

Product Updates and Enhancements

Additional Professional Development Offerings available for purchase

Quotation Prepared by: Greg Brandon

Quotation Approved by: Mary Allard

Texthelp Representative Signature:

Customer Representative Signature:

Confidential & Proprietary

SANTA CRUZ CITY SCHOOL DISTRICT

AGENDA ITEM: Curriculum Contract: Newsela

MEETING DATE: June 16, 2021

FROM: Dorothy Coito, Assistant Superintendent of Educational Services

THROUGH: Kris Munro, Superintendent

RECOMMENDATION:
Approve the Newsela contract for the secondary district.

BACKGROUND:
Newsela provides curated reading collections for English Language Arts, social studies, science and social emotional learning with embedded instructional strategies and activities to help teachers use the content for standards-based instruction. These readings greatly complement the standards-based curriculum that teachers are currently using and provide teachers with an excellent reading resource that provides a variety of reading support for English Learners, students with specific learning needs related to reading, and struggling readers. Newsela also provides instructional support to teachers so they can create and share customizable assignments. In addition, when teachers use the assessments that accompany each reading selection, teachers receive data on their students' reading level and levels of proficiency on specific reading standards, concepts, and skills. Teachers also have access to professional learning resources in the Newsela Educator Center.

The desire to purchase Newsela came from secondary teachers. Principals have been working with their respective staffs to determine what additional curricular needs they have as they plan for next school year. Newsela was one curricular resource across all secondary schools that was identified as a priority.

FISCAL IMPACT:
$53,500 - Secondary District License: gives access to all secondary teachers and students.

Each site is paying their portion of the above sum. The cost is based on 21-22 enrollment and is $13/student.

School	Cost	Site Funding Source

AGENDA ITEM: 8.2.1.12.

Branciforte Small Schools (Ark, AFE, & Costanoa)	$2,249 (173 students)	Lottery
Branciforte Middle School	$5,395 (415 students)	Lottery
Mission Hill Middle School	$7,085 (545 students)	Lottery
Harbor High School	$12,181 (937 students)	Lottery
Santa Cruz High School	$14,625 (1,125 students)	Lottery
Soquel High School	$11,778 (906 students)	Lottery

This work is in direct support of the following District goals and their corresponding metrics:

Goal #1: All Santa Cruz City Schools students will be prepared to successfully access post-secondary college and career opportunities.
Goal #3: We will eliminate the achievement gaps that currently exist between demographic groups within the SCCS student community.

AGENDA ITEM: 8.2.1.12.

Newsela Inc.
500 5th Ave, FL 28
New York, NY 10110

Customer Agreement

Billing Information:
Billing Frequency: Upfront in full
Payment Terms: Net 30
Billing Schedule: Upon Contract Signature

Customer Agreement No. **Q-54734**
Newsela Sales Rep: Tres Tyvand

Contact Email: tres.tyvand@newsela.com
Offer Date: May 25, 2021
Expiration Date: June 30, 2021

To:

Julia Hodges
Santa Cruz City High School District
405 Old San Jose Road
Soquel, CA 95073

Qty	Products/Services	List Price
1	Newsela	$53,500.00
	Contract Grand Total	**$53,500.00**

The subscription for the Products/Services will commence as of the "Subscription Start Date" and continue through the "Subscription End Date" (a "Contract Term"). The Subscription Start Date for this Customer Agreement will be the later of (a) the Target Start Date set forth above, (b) the date on which this Customer Agreement has been executed by the Customer (the "Execution Date") or (c) the invoice date within the "Billing Information" section above. The Subscription End Date for this Customer Agreement will be that date which is the length of the Term after the Subscription Start Date.

Failure of the Customer to make use of the Products/Services during the Contract Term will not extend Newsela's obligation to deliver those Products/Services beyond the Subscription End Date of that Contract Term.

Following the Subscription End Date, unless prohibited by law, this Customer Agreement will automatically renew for the Products/Services licensed hereunder for successive periods equal in length to the greater of the Term or 12 months (a 'Renewal Term'), unless either party provides the other party with written notice of cancellation at least thirty (30) days prior to the then current Subscription End Date. Prices in any Renewal Term will increase by up to 10% above the applicable pricing (excluding any One-Time Discounts) in the prior Contract Term, unless Newsela provides notice of different pricing at least 60 days prior to the applicable Renewal Term.

The Customer agrees to pay the Contract Grand Total set forth above per the Billing Terms noted above upon execution of this Customer Agreement. Service will be suspended at Newsela's discretion if payment is not received by Newsela in accordance with the Payment Terms noted above. Failure of the Customer to use the Products/Services will not relieve Customer of its obligation to pay hereunder.

This Customer Agreement is subject to Newsela's Terms of Use and Privacy Policy.
Terms of Use: https://newsela.com/pages/terms-of-use/
Privacy Policy: https://newsela.com/pages/privacy-policy/

This Customer Agreement constitutes the entire agreement between the parties and supersedes all prior written or oral understandings, proposals, bids, offers, negotiations, agreements or communications of every kind. This Customer Agreement and the terms contained herein are intended only for the Customer and should be kept confidential.

Prices shown above do not include any state and local taxes that may apply. Any such taxes are the responsibility of the Customer and will appear on the final invoice (if applicable). If the contracting entity is exempt from sales tax, please send the required tax exemption documents immediately to salestax@newsela.com.

Notes:
$13 per student for ELA, SS, Sci, SEL. 4,000 students. Plus 2 live PD sessions (one per content area) with option to add more at a later date

Purchase Order Information
If you need a Purchase Order, please fill out the following information.

PO Required:
PO Number:
PO Amount:

Billing Information
Provide the billing service representative to whom the invoice should be addressed.

Bill-To Name:
Bill-To Email:
By initialing here, I agree that the billing details stated above are current and accurate. _____

The individual executing this Customer Agreement has the authority to execute this agreement and bind the Customer and Newsela has the right to rely on that authorization.

Authorized Signature:	Date of Signature:

Appendix

School	Products/Services	License Dates
Branciforte Middle School	Newsela ELA	07/01/21 - 06/30/22
Branciforte Middle School	Newsela Science	07/01/21 - 06/30/22
Branciforte Middle School	Newsela Social Studies	07/01/21 - 06/30/22
Branciforte Middle School	Social Emotional Learning Middle School Collection	07/01/21 - 06/30/22
Harbor High School	Newsela ELA	07/01/21 - 06/30/22
Harbor High School	Newsela Science	07/01/21 - 06/30/22

Harbor High School	Newsela Social Studies	07/01/21 - 06/30/22
Harbor High School	Social Emotional Learning High School Collection	07/01/21 - 06/30/22
Mission Hill Middle School	Newsela ELA	07/01/21 - 06/30/22
Mission Hill Middle School	Newsela Science	07/01/21 - 06/30/22
Mission Hill Middle School	Newsela Social Studies	07/01/21 - 06/30/22
Mission Hill Middle School	Social Emotional Learning Middle School Collection	07/01/21 - 06/30/22
Costanoa Continuation High School	Newsela ELA	07/01/21 - 06/30/22
Costanoa Continuation High School	Newsela Science	07/01/21 - 06/30/22
Costanoa Continuation High School	Newsela Social Studies	07/01/21 - 06/30/22
Costanoa Continuation High School	Social Emotional Learning High School Collection	07/01/21 - 06/30/22
Santa Cruz City High School District	Individual Virtual Add-On Session	07/01/21 - 06/30/22
Santa Cruz High School	Newsela ELA	07/01/21 - 06/30/22
Santa Cruz High School	Newsela Science	07/01/21 - 06/30/22
Santa Cruz High School	Newsela Social Studies	07/01/21 - 06/30/22
Santa Cruz High School	Social Emotional Learning High School Collection	07/01/21 - 06/30/22
Soquel High School	Newsela ELA	07/01/21 - 06/30/22
Soquel High School	Newsela Science	07/01/21 - 06/30/22
Soquel High School	Newsela Social Studies	07/01/21 - 06/30/22
Soquel High School	Social Emotional Learning High School Collection	07/01/21 - 06/30/22

SANTA CRUZ CITY SCHOOL DISTRICT

AGENDA ITEM: Curriculum Associates Contract Renewal: Math Ready & i-Ready C

MEETING DATE: June 16, 2021

FROM: Dorothy Coito, Assistant Superintendent of Educational Services

THROUGH: Kris Munro, Superintendent

RECOMMENDATION:
Approve the Curriculum Associates (Math Ready/iReady) contract renewal for use for the 2021-22 school year.

BACKGROUND:
Elementary:
Beginning next year, Bay View, Gault, DeLaveaga and Westlake will also use the iReady diagnostic to monitor student performance in math and reading. The four schools used it in June in lieu of the CAASPP assessment. The assessment and the data reports are easy to use, and in a survey done in May, teachers indicated that they preferred the iReady diagnostic to the NWEA MAP diagnostics. The diagnostic will be given three times per year so staff can measure student growth in reading and math.

In addition, staff will pilot the iReady Math intervention software with students who are working below grade level in math. The Response to Intervention coordinators will use the data from both the math and the reading assessment to create intervention groups and provide additional instruction for students. The Response to Intervention math coordinator and paraeducators will use the intervention software with those groups, in addition to small group instruction, to support acceleration of learning for these students.

Middle School:
Math Ready is a Common Core aligned digital math curriculum with math workbook consumables for each student. They embed diagnostic, progress monitoring, and summative assessments. There is also a hardcopy student consumable workbook for each student as part of this curriculum. The Math Ready curriculum includes an intervention component called iReady. Both middle schools have been using this intervention program for the past five school years and have found to be very supportive in helping students build their foundational math skills. The Ready Math Program has only been used for 1 year as a common core digital math curriculum to better support students and staff during distance learning. Since the curriculum was so successful and is flexible for both distance learning and in person learning, teachers desire to use the curriculum for another year. This curriculum is also aligned to the new math framework, which math teachers will be investigating in the 21-22 school years.

AGENDA ITEM: 8.2.1.13.

As part of the Math Ready purchase, Middle school math teachers will participate in three professional development sessions to continue to refine their implementation of the Math Ready curriculum effectively. Additionally, middle schools will use the Diagnostic Reading assessment licenses for each student. This will be the assessment system used to monitor student reading growth. We will continue to monitor student Math Ready data to determine the effectiveness of the program.

FISCAL IMPACT:

Elementary: $42,861.60 – SB86 (Restricted) LCFF Base (Unrestricted)

Gault Elementary		336 Licenses
Westlake Elementary		548 Licenses
DeLaveaga Elementary		530 Licenses
Bay View Elementary		428 Licenses

Middle School:
Math - $48,766.72 - SB86 (Restricted)
Reading - $8,958 - SB86 (Restricted)

Mission Hill Middle	562 - ● Math Diagnostic Licenses ● Ready Classroom Math workbooks ● Ready Classroom Math Digital student accounts ● Intervention Math Plus Licenses
	562 - Reading Diagnostic Licenses
Branciforte Middle	431 - ● Math Diagnostic Licenses ● Ready Classroom Math workbooks ● Ready Classroom Math Digital student accounts ● Intervention Math Plus Licenses
	562 - Reading Diagnostic Licenses
Professional Development	3 full day PD sessions 1 Leadership Session

Note that this budget item is part of the updated Curriculum Master Plan.

AGENDA ITEM: 8.2.1.13.

This work is in direct support of the following District goals and their corresponding metrics:

Goal #1: All Santa Cruz City Schools students will be prepared to successfully access post-secondary college and career opportunities.
Goal #3: We will eliminate the achievement gaps that currently exist between demographic groups within the SCCS student community.

AGENDA ITEM: 8.2.1.13.

Curriculum Associates

Prepared For:
Julia Hodges
Santa Cruz City Sch District
405 Old San Jose Rd,
Soquel, CA 95073

5/26/2021

Dear Julia Hodges,

Thank you for requesting a price quote from Curriculum Associates. The chart below provides a summary of the products and/or services included. If you have any questions or would like any changes, please contact us.

Quote ID: 228339.7 Valid through: 12/31/2021

Product	List Price	Net Price
i-Ready + Ready Set	$52,629.00	$41,706.00
Ready	$21,456.00	$0.00
Professional Development	$4,500.00	$4,500.00
	List Total:	$78,585.00
	Savings:	$32,379.00
	Shipping/Tax/Other:	$2,560.72
	Total:	$48,766.72

Thank you again for your interest in Curriculum Associates.

Sincerely

Rebecca Teel
916-838-2303
rteel@cainc.com

Please submit this quote with your purchase order

Curriculum Associates

Quote ID: 228339.7 **Date:** 5/26/2021 **Valid through:** 12/31/2021

Prepared For:
Julia Hodges
Santa Cruz City Sch District
405 Old San Jose Rd,
Soquel, CA 95073
juliahodges@sccs.net

Your Representative:
Rebecca Teel
916-838-2303
rteel@cainc.com

Branciforte MS 315 Poplar Ave, Santa Cruz, CA 95062

Total Building Enrollment: 460, Grade Range: 6 - 8

Product Name	Grade	Item #	Qty	List Price	Net Price	Total
i-Ready Classroom Common Core Math Teacher Guide with Digital Access Grade 6 (1 Year)	6	28096.0	7	$440.00	$0.00	$0.00
i-Ready Classroom Math Student Worktext with Digital Access Package + i-Ready Personalized Instruction Grade 6 (1 Year)	6	28075.0	141	$53.00	$42.00	$5,922.00
i-Ready Classroom Common Core Math Teacher Guide with Digital Access Grade 7 (1 Year)	7	28097.0	7	$440.00	$0.00	$0.00
i-Ready Classroom Math Student Worktext with Digital Access Package + i-Ready Personalized Instruction Grade 7 (1 Year)	7	28076.0	143	$53.00	$42.00	$6,006.00
i-Ready Classroom Common Core Math Teacher Guide with Digital Access Grade 8 (1 Year)	8	28098.0	7	$440.00	$0.00	$0.00
i-Ready Classroom Math Student Worktext with Digital Access Package + i-Ready Personalized Instruction Grade 8 (1 Year)	8	28077.0	147	$53.00	$42.00	$6,174.00
Mathematics Discourse Cards - English	Multiple	23544.0	21	$7.00	$0.00	$0.00
					Subtotal:	$18,102.00
					Shipping:	$0.00
					Tax:	$935.66
					School Subtotal:	$19,037.66

Mission Hill MS 425 King St, Santa Cruz, CA 95060

Total Building Enrollment: 625, Grade Range: 6 - 8

Product Name	Grade	Item #	Qty	List Price	Net Price	Total
i-Ready Classroom Common Core Math Teacher Guide with Digital Access Grade 6 (1 Year)	6	28096.0	9	$440.00	$0.00	$0.00
i-Ready Classroom Math Student Worktext with Digital Access Package + i-Ready Personalized Instruction Grade 6 (1 Year)	6	28075.0	166	$53.00	$42.00	$6,972.00
i-Ready Classroom Common Core Math Teacher Guide with Digital Access Grade 7 (1 Year)	7	28097.0	9	$440.00	$0.00	$0.00
i-Ready Classroom Math Student Worktext with Digital Access Package + i-Ready Personalized Instruction Grade 7 (1 Year)	7	28076.0	215	$53.00	$42.00	$9,030.00
i-Ready Classroom Common Core Math Teacher Guide with Digital Access Grade 8 (1 Year)	8	28098.0	9	$440.00	$0.00	$0.00
i-Ready Classroom Math Student Worktext with Digital Access Package + i-Ready Personalized Instruction Grade 8 (1 Year)	8	28077.0	181	$53.00	$42.00	$7,602.00
Mathematics Discourse Cards - English	Multiple	23544.0	27	$7.00	$0.00	$0.00

Subtotal:	$23,604.00
Shipping:	$0.00
Tax:	$1,220.06
School Subtotal:	$24,824.06

Santa Cruz City Sch District 405 Old San Jose Rd, Soquel, CA 95073

Total Building Enrollment: 3051, Grade Range: K - 12

Product Name	Grade	Item #	Qty	List Price	Net Price	Total
Professional Development i-Ready Classroom and i-Ready Math Core Practicing User Pkg - Sequencing Ideas to Deepen Mathematical Reasoning, Making Mathematics Accessible through Purposeful Questioning, and Tailored Support (3 sessions up to 6 hrs each)	Multiple	24418.0	1	$4,500.00	$4,500.00	$4,500.00
Professional Development Ready and i-Ready Math Core Add on Leadership Session (Up to 3 hrs)	Multiple	19998.0	1	$0.00	$0.00	$0.00
					Subtotal:	$4,500.00
					Shipping:	$0.00
					Tax:	$405.00
					School Subtotal:	$4,905.00

Total

List Total:	$78,585.00
Savings:	$32,379.00
Merchandise Total:	$46,206.00
Voucher/Credit:	$0.00
Estimated Tax:	$2,560.72
Estimated Shipping:	$0.00
Total:	**$48,766.72**

Special Notes

Math teacher materials gratis at up to 1:25 ratio (addt'l access paid). Shipping included in math student bundle price. All i-Ready purchases require PD. Ship print material to individual schools.

F.O.B.: N. Billerica, MA 01862
Shipping: Shipping based on MDSE total
Terms: Net 30 days, pending credit approval
Fed. ID: #26-3954988

Please submit this quote with your purchase order

Y3

Curriculum Associates®

Information on Professional Development Sessions and COVID-19

Protecting the health and safety of the educators we serve and their students, as well as the health and safety of our employees, is of paramount importance to Curriculum Associates. While it is our preference to deliver PD sessions in person, circumstances related to COVID-19 may require us to provide sessions virtually instead. Curriculum Associates' policy is to only provide PD sessions in person where one of our employees can reach the session site by car and where adequate safety measures are in place to protect the health of our session leaders and participants. Curriculum Associates reserves the right to switch any session from in-person to virtual if we cannot reach a session site by car, if adequate safety measures cannot be put in place, or if Curriculum Associates determines that it would otherwise put it employees at risk to provide an in-person session.

If your school or district will not permit visitors at the time of a scheduled session, Curriculum Associates would be happy to provide an equivalent live, virtual session via videoconference. Similarly, Curriculum Associates will comply with your school or district's health and safety requirements regarding on-site visitors if we are given adequate advance notice. Our PD Operations team will work with school or district personnel to hold sessions in a manner that protects the safety of educators and your school community as well as Curriculum Associates employees.

We are pleased to be able to serve you in these challenging times and look forward to providing productive learning sessions to your staff. Any questions regarding scheduling in-person or virtual training sessions should be directed to pdoperations@cainc.com.

Curriculum Associates, 153 Rangeway Road, North Billerica MA 01862-2013
Phone: 800-225-0248, Fax: 800-366-1158, E-Mail: orders@cainc.com, Website: CurriculumAssociates.com

Curriculum Associates®

Placing an Order

Email: orders@cainc.com | **Fax:** 1-800-366-1158
Mail:
ATTN: CUSTOMER SERVICE DEPT.
Curriculum Associates LLC
153 Rangeway Rd
North Billerica, MA 01862-2013

Please visit CurriculumAssociates.com for more information about placing orders or contact CA's customer service department (1-800-225-0248) and reference quote number for questions.

Please attach quote to all signed purchase orders.

Shipping Policy

Unless otherwise noted, shipping costs are calculated as follows:

Order Amount	Freight Amount
$74.99 or less	Max charge of $12.75
$75.00 to $999.99	12% of order
$1,000 to $4,999.99	10% of order

Order Amount	Freight Amount
$5,000.00 to $99,999.99	8% of order
$100,000 and more	6% of order

Please contact your local CA representative or customer service (1-800-225-0248) for expedited shipping rates. The weight limit for an expedited order is 500lbs.

Unless otherwise expressly indicated, the shipping terms for all deliveries is FOB CA's Shipping Point (whether to a CA or third party facility). Risk of loss and title is passed to purchaser upon transfer of the goods to carrier, standard shipping charges (listed above) are added to the invoice or included in the unit price unless otherwise specified.

Payment Terms

Payment terms are as follows:

- With credit approval: Net 30 days
- Without credit approval: payment in full at time of order
- Accounts must be current before subsequent shipments are made

To ensure payment processing is timely and environmentally conscious, CA encourages ACH or wire payments. CA's bank remittance information is:

- Account Number: 4418064408 | Account Name: Curriculum Associates, LLC
- Bank Name: Wells Fargo Bank – San Francisco, CA
- ABA Routing: 121000248
- SWIFT Code (International Only): WFBIUS6S
- Tax ID: 26-3954988

Please send any payment notifications to payments@cainc.com. Credit card payments are only accepted for purchases under $50,000.

Invoice Receipt Preference

CA is pleased to offer electronic invoice delivery. Electronic invoice delivery allows CA to deliver your invoice in a timely and environmentally friendly manner. To request electronic invoice delivery please contact the CA Accounts Receivable team at invoices@cainc.com or by fax (1-800-366-1158). Please reference your quote number, provide a valid email address where the invoice should be directed, and indicate you would like to opt into electronic invoice delivery.

i-Ready®

Customer's use of i-Ready® shall be subject to the i-Ready Terms and Conditions of Use, which can be found at i-ready.com/support.

Return Policy

Except for materials sold on a non-refundable basis, purchaser may return, at purchaser risk and expense, purchased materials with pre-approval from CA's Customer Service within 12 months of purchase. Please examine your order upon receipt. Before returning material, call CA's Customer Service department (1-800-225-0248) for return authorization. When returning material, please include your return authorization number and the return form found on the CA website. i-Ready®, Toolbox®, and BRIGANCE® Online Management Systems may be returned for a pro-rated refund for the remaining time left on the contract. We do not accept returns on unused i-Ready or Toolbox licenses®, materials that have been used and/or are not in "saleable condition," and individual components of kits or sets including but not limited to BRIGANCE® Kits, Ready® student and teacher sets, and Ready Classroom® student and teacher sets. For more information about the return policy, please visit CurriculumAssociates.com/support/shipping-and-returns.

SANTA CRUZ CITY SCHOOL DISTRICT

AGENDA ITEM: Northwest Evaluation Association Measure of Academic Progress

MEETING DATE: June 16, 2021

FROM: Dorothy Coito, Assistant Superintendent of Educational Services

THROUGH: Kris Munro, Superintendent

RECOMMENDATION:
Approve the contract for the Northwest Evaluation Association Measure of Academic Progress.

BACKGROUND:
Santa Cruz City Schools uses the Multi-Tiered Systems of Support framework to provide a systematic approach for meeting every child's academic and social-emotional needs. As part of the Multi-Tiered Systems of Support framework, it is essential that sites have universal screeners for both math and English. A universal screener is an assessment given to all students for the purpose of providing an objective check or measure of each student's level of learning. In addition, it is essential that schools have objective and valid progress monitoring tools as a means for measuring student growth and progress throughout the year.

The Northwest Evaluation Association's Measure of Academic Progress nationally normed academic assessment for Math and Reading are assessments that have been used in Santa Cruz City Schools as universal screeners. While comprehensive elementary and middle schools are going to use iReady Math & Reading assessments, Branciforte Small Schools as well as all three comprehensive high schools are going to continue using the Northwest Evaluation Association's Measure of Academic Progress Math and Reading assessments, as this is one of the only assessment systems that include high school grades 9-12.

Measure of Academic Progress Growth Assessment System:

- Targeted Students -
  - Students in 9th & 10th grade English classes as well as Integrated 1, 2, & 3 math classes will take the Measure of Academic Progress Growth Assessments in Reading and Math
  - Number of students served = 2,058

- Measure of Academic Progress Purpose and Goals
  - Provide schools with a universal screener as well as a progress monitoring nationally norm referenced tool for determining their students' current skills and areas of readiness to learn new skills
  - Provide valuable and meaningful data that teachers can immediately use to help inform instruction to meet specific areas of student need
  - Empower students to set clear and purposeful goals based on data to track their growth and progress

- Give teachers, schools, and the district data points on the effectiveness of Tier 1 instructional practices - practices which provide all students with foundational skills prior to intervention

- Evaluation Criteria
  - Measure of Academic Progress returns useful data in several key ways: overall *proficiency*, which correlates well with California Assessment of Student Performance and Progress, and *growth*, which compares the amount of growth students achieve compared with expected growth based on the norm referenced group. This data will be used as one measurement to determine if students are making adequate progress in Reading and math.
  - Measure of Academic Progress has a California Assessment of Student Performance and Progress correlation, and this is used to predict the percent of students that are going to "Meet" or "Exceed" the standard on California Assessment of Student Performance and Progress. This correlation report will be used to determine the effectiveness of these assessments in predicting student results on the California annual assessments.

FISCAL IMPACT:

	Sales Price	**Quantity**	**Total Price**	**Funding Source**
Year 1	$12.50/student	2,058	$25,725.00	SB86 (Restricted)
Year 2	$12.50/student	2,058	$25,725.00	ESSER 2
Year 3	$12.50/student	2,058	$25,725.00	ESSER 3
		3 Year Total:	**$77,175.00**	

This work is in direct support of the following District goals and their corresponding metrics:

Goal #1: All Santa Cruz City Schools students will be prepared to successfully access post-secondary college and career opportunities.
Goal #3: We will eliminate the achievement gaps that currently exist between demographic groups within the SCCS student community.
Goal #4: We will develop a highly collaborative, professional culture focused on supporting effective teaching.

Schedule A

SALES ORDER

Company Address:	121 NW Everett Street Portland, OR 97209	Created Date:	06/10/2021
License Start Date:	08/01/2021	Quote Number:	00046595
License End Date:	07/31/2024	Partner ID:	13240

Prepared By:	Shelley Ghannam	Contact Name:	Eugenia Robles-Colmenares
Phone:	7072804895	Phone:	(831) 429-3410
Email:	shelley.ghannam@nwea.org	Email:	eroblescolmenares@sccs.net

Bill To Name:	Santa Cruz City High School District	Ship To Name:	Santa Cruz City High School District
Bill To Address:	133 Mission St. Ste. 100 Santa Cruz, CA 95060	Ship To Address:	133 Mission St. Ste 100 Santa Cruz, CA 95060

Product	Sales Price	Quantity	Total Price
Year 1 08/01/2021 - 07/31/2022			
MAP Growth K-12 (annual)	$12.50	2,058	$25,725.00
Subtotal Year 1			**$25,725.00**
Year 2 08/01/2022 - 07/31/2023			
MAP Growth K-12 (annual)	$12.50	2,058	$25,725.00
Subtotal Year 2			**$25,725.00**
Year 3 08/01/2023 - 07/31/2024			
MAP Growth K-12 (annual)	$12.50	2,058	$25,725.00
Subtotal Year 3			**$25,725.00**

Quote Subtotal	$77,175.00
Estimated Tax	$0.00
Grand Total	**$77,175.00**

Terms and Conditions

This Schedule A is subject to the Master Subscription Agreement attached hereto as Attachment 1 (the "Agreement"). By signing this Schedule A you agree to be bound by the terms of the Agreement. This Schedule A takes precedence over any conflicting terms in the Agreement.

Subscription Period: 3 Years

Invoicing and Payment Terms:

Subscription Period	Fee Schedule
8/1/2021 – 7/31/2022	$ 25,725
8/1/2022 – 7/31/2023	$ 25,725
8/1/2023 – 7/31/2024	$ 25,725
Total Fees Due:	**$ 77,175**

Subscriber will receive an invoice on the day the Subscription Period starts and will pay in accordance with the terms of the Agreement.

Subscription Period: At the expiration of the Subscription Period noted herein, this Schedule will automatically expire.

Termination: This Agreement remains in effect until terminated. Neither party may terminate this Agreement without

cause. In the event that after the first 12 months of a Subscription Period or during a Renewal Period the amount necessary to pay the Fee, or Fees, are not included in Subscriber's budget appropriation for the applicable period, Subscriber may terminate the current Order Form, provided that Subscriber (a) uses best efforts to seek and obtain the necessary amount to meet Subscriber's payment obligations hereunder in each applicable budget appropriation; (b) notifies NWEA of its intent to terminate the agreement within 60 days after the applicable budget appropriation is approved and no later than 30 days prior to the end of the Initial Period or the Renewal Period, as the case may be, and (c) does not, and hereby agrees that Subscriber will not, seek and obtain replacement software or services that are the same as or similar to the Software and Services during the applicable appropriation period.

If this schedule includes virtually delivered professional learning or workshops, then cancellation is subject to the Virtual Workshop Cancellation Policy: at http://legal.nwea.org/supplementalterms.html.

Information about NWEA's collection, use, and disclosure of Student Information can be found here: https://legal.nwea.org/nwea-privacy-and-security-for-pii.html

NWEA's W9 can be found at: https://legal.nwea.org/nwea-w-9.html

Until this Schedule A is signed, the terms identified here are valid for 90 days from the date above. Please confirm the billing address, or specify changes to your account manager.

Signature

Signature: _____ Printed Name: _____

Date: _____ Title _____

Attachment 1

MASTER SUBSCRIPTION AGREEMENT

This Agreement is between **NWEA**, an Oregon non-profit corporation with a business address located at 121 NW Everett Street, Portland, Oregon 97209, and **Subscriber**.

The parties agree as follows:

1. Definitions.

1.1 Anonymized Data: means any Student Education Record rendered anonymous in such a manner that the student is no longer identifiable. For example, this includes non-identifiable student assessment data and results, and other metadata, testing response times, scores (e.g. goals, RIT), NCES codes, responses, item parameters, and item sequences that result from the Services.

1.2 Assessment System: means, to the extent included in an applicable Schedule, the following assessment, reporting, and administration systems: (i) MAP® Growth; (ii) MAP® Skills; or (iii) MAP® Reading Fluency, each a product ("Product"). Assessment System excludes Subscriber's operating environment and any other systems not within NWEA's control.

1.3 Content: means test items, including images, text, graphs, charts, and pictures.

1.4 Deidentified Data (Pseudonymized Data): means a Student Education Record processed in a manner in which the Student Education Record can no longer be attributed to a specific student without the use of additional information, provided that such additional information is kept separately using technical and organizational measures.

1.5 Documentation: means Product documentation made available to Subscriber by NWEA, which includes technical manuals, but excludes any marketing materials or brochures.

1.6 FERPA: means the Family Educational Rights and Privacy Act, 20 U.S.C. § 1232g(a)(4)(A)(ii), 1232g(b)(1), as amended from time to time.

1.7 GRD: means the Growth Research Database used to generate longitudinal studies, alignment studies, linking studies, norming studies, and other research reports that Subscriber and other subscribers may receive.

1.8 NWEA Confidential Information: means all NWEA non-public, proprietary or confidential information, in oral, visual, written, electronic or other tangible or intangible form, whether or not marked or designated as confidential, including without limitation all NWEA Content, test scripts, underlying ideas, algorithms, item calibrations, concepts, procedures, processes, principles, know-how, and methods of operation that comprise the Services, including updates, enhancements, modifications, and improvements.

1.9 Reporting: means Product reports, learning statements, research studies, and scoring.

1.10 Schedule: means one or more applicable order schedules or other order documents, including, upon renewal, any confirmation page generated by NWEA's online account renewal portal, which are considered incorporated into this Agreement

1.11 Security Breach: has the meaning ascribed to that term by the applicable state law, or, if not defined by state law, means actual evidence of a confirmed unauthorized acquisition of, access to, or unauthorized use of any Student Education Record(s).

1.12 Services: means the Assessment System, Content, Documentation, Product training, professional learning, Reporting, Software, GRD, and other services as described in this Agreement and set forth in an applicable Schedule.

1.13 Software: means (i) any web-based or client-server software made available to Subscriber by NWEA; (ii) a lockdown browser sublicensed through NWEA from a third party that facilitates access to the Services; (iii) NWEA software that supports client server assessments; and (iv) any other software set forth in the Supplemental Terms.

1.14 Student Education Record: means personally identifiable information of Subscriber's students as defined by FERPA and any applicable state law.

1.15 Supplemental Terms: means the Services-specific terms available at http://legal.nwea.org/supplementalterms.html which are incorporated herein by reference.

1.16 Systems Administrator: means the Subscriber-designated individual who, within the Assessment System, is authorized to: (i) modify assessment preferences for Subscriber; (ii) create and modify user profiles for roles including lead roles (i.e. data administrator, assessment coordinator); and (iii) declare testing complete for Subscriber.

2. Grant of License. NWEA grants to Subscriber a nonexclusive, nontransferable, limited license to access, use, display, and install or download a copy, as needed, of the Services solely for Subscriber's internal use. The license is effective for a period of one (1) year commencing on the date NWEA makes the Software available to Subscriber, unless otherwise specified in an applicable Schedule. The Services extend only to the quantity indicated on

an applicable Schedule. Subscriber acknowledges Product limitations on the number of test events per academic year (see Supplemental Terms).

3. Protection from Unauthorized Use or Access. Subscriber shall not: (i) copy, distribute, reproduce, resell, publish, license, create derivative works, transfer, rent, lease, or sublicense any or all of the Services; (ii) exploit for any commercial purposes any portion of the Services or permit use of the Services by anyone not employed by or under the control of Subscriber; (iii) remove any proprietary notices or labels from the Services; (iv) use the Services in an attempt to, or in conjunction with, any device, program, or service designed to circumvent technological measures employed to control access to, distribution of, or rights in, the Services. Subscriber shall use reasonably secure measures to prevent unauthorized use (e.g., copying test items) by its end users. Further, Subscriber shall reproduce all copyright, trademark, and other proprietary notices and legends on each copy, or partial copy, of the Services. Subscriber will deactivate and remove from any equipment under its control any prior versions of the Services.

4. Ownership. The Services are owned and copyrighted by NWEA and are licensed through this Agreement to Subscriber, except certain Software is sublicensed from an NWEA supplier. All right, title, and interest in the Services and all copies, updates, enhancements, modifications, and improvements, along with all associated intellectual property rights, remain with NWEA, regardless of either: (i) the source giving rise to the intellectual property; or (ii) any modifications or adaptations made for the benefit of Subscriber. The Services, and all updates, enhancements, modifications, and improvements, are protected by United States and international intellectual property laws and treaties. Subscriber is not granted any license to use NWEA's or its suppliers' trade or service marks. Additionally, NWEA retains all right, title, and interest in its trade and service marks. Subscriber shall allow NWEA to use, without restriction or royalty obligation, any comments, suggestions, or contributions provided by Subscriber with respect to the Services. Subscriber grants and assigns to NWEA any intellectual property rights that Subscriber may incidentally obtain or have with respect to any such comments, suggestions, or contributions.

5. NWEA Confidential Information. Subscriber shall not use, disclose, or distribute any NWEA Confidential Information, directly or indirectly, without the prior written consent of NWEA, except that NWEA authorizes Subscriber to disclose NWEA Confidential Information: (i) to Subscriber's employees or agents who have signed written confidentiality and nondisclosure agreements before such disclosure; and (ii) as required by applicable federal, state, or local law, regulation, or a Legal Order. Before making any disclosure under Section 5(ii), Subscriber shall provide NWEA: (a) prompt written notice of such requirement so that NWEA may seek, at its sole cost and expense, a protective order or other remedy; and (b) reasonable assistance, at NWEA's cost and expense, in opposing such disclosure or seeking a protective order or other limitations on disclosure. If, after providing such notice and assistance as required in this Section, the Subscriber remains subject to a Legal Order to disclose any NWEA Confidential Information, the Subscriber (or its representatives or other persons to whom such Legal Order is directed) may disclose no more than that portion of the NWEA Confidential Information which, on the advice of Subscriber's legal counsel, specifically requires the Subscriber to disclose. For any such disclosure, Subscriber shall use best efforts to obtain written assurances from the applicable court or agency that such NWEA Confidential Information will be afforded confidential treatment.

6. Student Education Records.

6.1 Privacy - Student Education Records. Subscriber shall comply with all applicable federal and state laws regarding use, access, and disclosure of Student Education Records. The foregoing obligation includes but is not limited to, Subscriber's compliance with its policies regarding parental and guardian consents required for NWEA and its contractors to provide Services to Subscriber under this Agreement. NWEA and Subscriber acknowledge that NWEA will collect, use and disclose Student Education Records consistent with the NWEA Privacy Policy – Assessment System.

6.2 Subscriber's Ownership of Student Education Records. Subscriber owns the Student Education Records.

7. FERPA. In accordance with FERPA, NWEA may maintain and use Student Education Records to perform the Services and may disclose Anonymized Data to third parties for legitimate educational research. Subscriber is responsible for any notices to parents required under FERPA and for providing parents and guardians with an opportunity to inspect and challenge the contents of a Student Education Record. If NWEA receives a request from a parent or guardian challenging the content of a Student Education Record maintained by NWEA, NWEA shall contact Subscriber to validate the identity of the parent or guardian and student and request instructions regarding corrective action to be taken, if any. Once validated, NWEA shall correct the

erroneous Student Education Record as directed by Subscriber in writing.

8. GRD. Subscriber authorizes NWEA to use Student Education Records in the GRD, commencing on the Effective Date or upon the date that Subscriber used or ordered Services, whichever is earlier. NWEA and Subscriber acknowledge that the permissions and obligations expressed in this Agreement survive the termination of this Agreement and any renewals. As described in Section 15, NWEA will maintain Student Education Records after termination of this Agreement for Services which may include, but are not limited to, Subscriber's access to Reporting and research-related Services and to validate the authenticity of data in such Reporting. If NWEA receives Subscriber's written request to opt out of participation in the GRD, NWEA will deidentify Student Education Records in the GRD. As a result of opting out of the GRD, certain research reports are unavailable to Subscriber due to the inability to accurately link student data with research data. Subscriber's written request must be sent via email to legalservices@nwea.org and include the following: (i) requestor's name, title and contact information; (ii) the name of requesting school or entity with NCES #; (iii) a request to deidentify Student Education Records in the GRD; and (iv) an attestation that requestor is duly authorized and has legal capacity to execute the request.

9. Security and Privacy Obligations.

9.1 Subscriber Responsibilities. Subscriber is solely responsible for configuring role-based access for its employees and authorized third parties to Student Education Records within the Assessment System and for ensuring the security and availability of Subscriber's own passwords, computers, computer networks, and internet connections, including security patches, choice of browser and browser configuration settings to be used with the Assessment System, email, and other transmissions. Subscriber acknowledges that its Systems Administrator controls the access and security points of the Assessment Systems. Annually, Subscriber shall remove any inactive Systems Administrators and confirm to NWEA the names of its active Systems Administrators. The Assessment System may contain mechanical or electronic methods to prevent unauthorized use or distribution of the Services. Subscriber shall not disable or circumvent such control devices. Subscriber acknowledges that the validity and accuracy of the Reporting depends upon the accuracy and completeness of the class roster file Subscriber submits.

9.2 NWEA Responsibilities. Subject to the limitations of warranty set forth in Section 18 of the Agreement, NWEA shall implement administrative, physical, and technical safeguards to protect Student Education Records from unauthorized access, acquisition, or disclosure, destruction, alteration, accidental loss, misuse, or damage that are no less rigorous than accepted industry practices to protect the confidentiality, integrity, and availability of Student Education Records. NWEA has an incident response program that specifies the actions to be taken in the event of a Security Breach. NWEA shall notify Subscriber by email or telephone in accordance with applicable state law or without unreasonable delay, whichever occurs sooner, after a Security Breach. In the event of a Security Breach, Subscriber shall cooperate fully with NWEA so that NWEA can comply with its notification obligations to the affected parent(s), legal guardian(s), eligible student(s), or any other parties for which notification by NWEA is required under applicable state law. More information regarding NWEA's information security program can be found in our MAP® Growth™ Security Whitepaper.

10. Fees and Taxes. Subscriber shall pay the fees set forth on the applicable Schedule. Subscriber is solely responsible for any personal property taxes, value added taxes, local licensing fees, or local taxes related to or resulting from NWEA's delivery of Services under this Agreement. If Subscriber is a tax-exempt entity, Subscriber shall send NWEA written evidence of such tax exemption and any other documentation as NWEA may reasonably request related to assessing taxes applicable to Subscriber. Unless otherwise required by applicable laws governing the activities of Subscriber pursuant to this Agreement, the Subscriber shall collect, withhold, or otherwise pay all taxes, charges and financial assessments charged by and due and payable to any local, regional, or national government in the country where the Subscriber is located.

11. Billing; Payment; and Orders. Subscriber shall use its best efforts to determine the number of students to be tested by Subscriber. NWEA shall send an invoice based on the applicable Schedule to Subscriber, and Subscriber shall pay the amount due within 30 days of the invoice date by mailing a check or depositing the amount due via a wire transfer. Subscriber must contact NWEA at accountsreceivable@nwea.org for wire transfer instructions. If Subscriber overestimates the number of students tested, NWEA is not obligated to refund any fees. If, however, Subscriber underestimates the number of students tested, NWEA may submit an amended invoice to capture the additional students tested, and Subscriber shall pay the variance within 30 days of the amended invoice date. Any purchase

order, credit card order, or other order document with sufficient information for NWEA to process the order that is accepted by NWEA will be governed by this Agreement, provided however, the terms and conditions in any purchase order accepted by NWEA shall not be binding upon NWEA and shall not modify the terms of this Agreement.

12. Amendments and Renewals. Notwithstanding anything to the contrary, terms of any purchase orders or written authorizations issued by Subscriber or any other communications which are additional to or inconsistent with this Agreement are not binding unless NWEA expressly assents to such terms in writing. Such renewals and expansions are governed by this Agreement (including all NWEA order forms). The conditions of payment described in Sections 10 and 11 apply to all renewals and expansions. Subscriber shall make all payments under this Agreement to NWEA.

13. Product Training. If Subscriber is new to the Services, Subscriber's teachers and staff administering the Services must, at Subscriber's cost, participate in NWEA introductory product training before testing begins (e.g. MAP Admin Workshop if Subscriber subscribes to MAP Growth or Client Server MAP). Before testing commences, Subscriber shall assign a member of its staff to coordinate the logistics of setting up the training. If Subscriber experiences staff change that affects the administration of the Services, Subscriber shall promptly notify NWEA in writing. NWEA may require Subscriber to send any new staff to introductory NWEA product training.

14. Publicity. Subscriber consents to NWEA's use of and references to Subscriber's name, directly or indirectly, in NWEA's marketing and training materials.

15. Termination and Remedies. This Agreement remains in effect until terminated in accordance with this section. Either party may terminate by providing the other party thirty (30) days written notice of its intent to terminate for convenience. NWEA may terminate immediately without prior notice to Subscriber upon Subscriber's breach of this Agreement. Upon termination for any reason, NWEA is under no obligation to refund any fees paid by Subscriber for the Services. NWEA may seek any legal or equitable remedy available against Subscriber for breach of the terms of this Agreement, including without limitation, injunctive relief and specific performance. After termination of the Agreement, NWEA shall continue to maintain Student Education Records until: (i) NWEA receives Subscriber's written request to destroy Student Education Records via email to legalservices@nwea.org that includes requestor's name, title, contact information, name of requesting school or entity with NCES #, and attestation that Subscriber is duly authorized and has legal capacity to execute the request; and (ii) NWEA confirms the information in Subscriber's written request. Thereafter, NWEA shall destroy the Student Education Records without undue delay or as otherwise required under applicable state law. Subscriber understands and agrees that if NWEA destroys Subscriber's Student Education Records, NWEA will not be able to provide such data to Subscriber after its destruction.

16. Support. NWEA will provide to Subscriber limited support, updates, enhancements, modifications, improvements, and maintenance services.

17. Scheduled Maintenance. NWEA has system maintenance periods throughout the year that affect Subscriber's use of the Services, including Subscriber's ability to (i) upload or download student and test data; (ii) access Reporting; or (iii) interact with any of NWEA's websites. NWEA provides notice of regularly scheduled maintenance at NWEA.org (https://www.nwea.org). NWEA may perform emergency maintenance at any time without notice.

18. Limited Warranty.

18.1 Performance Warranty. NWEA warrants, during the subscription period, that the Product(s), as delivered by NWEA and when used in accordance with the Documentation and the terms of this Agreement, will substantially perform in accordance with the Documentation. If any Product does not operate as warranted and Subscriber has provided written notice of the non-conformity to NWEA within thirty (30) days of discovery of such non-conformity, NWEA shall at its option (i) repair the applicable Product; (ii) replace the applicable Product with a system of substantially the same functionality; or (iii) terminate the license to the non-conforming Product and provide Subscriber a pro-rata refund representing the portion of any fees previously paid for the unused portion of the terminated license for such Product measured from the effective date of termination. The foregoing warranty specifically excludes defects in or non-conformance of the Assessment System resulting from (a) use of the Assessment System in a manner not in accordance with the Documentation except as otherwise authorized in writing by NWEA; (b) modifications or enhancements to the Assessment System made by or on behalf of Subscriber except as otherwise authorized in writing by NWEA; (c) combining the Assessment System with products, software or devices not provided by NWEA; (d) improper or inadequate maintenance of Subscriber's own computers, computer networks, operating

environment, security programs, and internet connections; or (e) computer hardware malfunctions, unauthorized repair, accident, or abuse.

18.2 Disclaimer. EXCEPT FOR THE EXPRESS LIMITED WARRANTY PROVIDED IN SECTION 18, TO THE MAXIMUM EXTENT PERMITTED BY APPLICABLE LAW, THE SERVICES ARE PROVIDED "AS-IS" WITHOUT WARRANTY OF ANY KIND, EITHER EXPRESS OR IMPLIED, INCLUDING, BUT NOT LIMITED TO, ANY IMPLIED WARRANTIES OF (i) MERCHANTABILITY; (ii) FITNESS FOR A PARTICULAR PURPOSE OR USE; (iii) QUALITY; (iv) PRODUCTIVENESS; OR (v) CAPACITY, OR THAT THE OPERATION OF THE SERVICES IS ERROR-FREE. EXCEPT AS PROVIDED HERE, THE ENTIRE RISK AND LIABILITY ARISING OUT OF USE OF THE SERVICES REMAINS WITH SUBSCRIBER. THERE IS NO WARRANTY FOR DATA SECURITY OR PERFORMANCE ISSUES (a) CAUSED BY FACTORS OUTSIDE OF NWEA'S REASONABLE CONTROL; OR (b) RESULTING FROM ANY ACTION OR INACTION OF SUBSCRIBER OR ANY THIRD PARTIES; OR (c) RESULTING FROM SCHEDULED MAINTENANCE PERIODS. NWEA CANNOT CONTROL PERFORMANCE OF THE SERVICES BASED ON THE FLOW OF DATA TO OR FROM NWEA'S NETWORK OR OVER THE INTERNET, WHICH DEPEND IN LARGE PART ON THE PERFORMANCE OF INTERNET SERVICES PROVIDED OR CONTROLLED BY THIRD PARTIES. AT TIMES, ACTIONS OR INACTIONS OF SUCH THIRD PARTIES CAN IMPAIR OR DISRUPT SUBSCRIBER'S CONNECTIONS TO THE INTERNET. ALTHOUGH NWEA USES COMMERCIALLY REASONABLE EFFORTS TO REMEDY AND AVOID SUCH EVENTS, NWEA DOES NOT GUARANTEE THAT SUCH EVENTS WILL NOT OCCUR. ACCORDINGLY, NWEA DISCLAIMS ANY LIABILITY RESULTING FROM OR RELATED TO SUCH EVENTS. THE REMEDIES SET FORTH IN THIS SECTION 18 ARE SUBSCRIBER'S SOLE AND EXCLUSIVE REMEDIES AND NWEA'S SOLE AND EXCLUSIVE LIABILITY REGARDING THE PRODUCTS AND SERVICES FAILURE TO PERFORM AS WARRANTED IN THIS SECTION 18.

19. Limitation of Liability. EXCEPT TO THE EXTENT PROHIBITED BY APPLICABLE LAW, IN NO EVENT IS NWEA LIABLE FOR ANY DAMAGES OR EXPENSES WHATSOEVER, INCLUDING WITHOUT LIMITATION, DAMAGES FOR LOST PROFITS, LOST OPPORTUNITY, LOST SAVINGS, LOSS OF GOODWILL, LOST BUSINESS, LOSS OF ANTICIPATED BENEFITS, BUSINESS INTERRUPTION, LOSS OF BUSINESS INFORMATION, LOSS OF OR DAMAGE TO DATA, COMPUTER FAILURE OR MALFUNCTION, OR ANY OTHER INDIRECT, SPECIAL, INCIDENTAL, CONSEQUENTIAL DAMAGES, OR PECUNIARY LOSS, WHETHER BASED IN CONTRACT, TORT, OR OTHERWISE, ARISING OUT OF THE USE OF OR INABILITY TO USE THE SERVICES, EVEN IF NWEA HAS BEEN ADVISED OF THE POSSIBILITY OF SUCH DAMAGES. NWEA'S ENTIRE LIABILITY UNDER THIS AGREEMENT IS LIMITED TO THE AMOUNT ACTUALLY PAID BY SUBSCRIBER FOR THE RIGHT TO USE THE PRODUCT IN THE TWELVE MONTHS PRECEDING THE INCIDENT GIVING RISE TO THE CLAIM. THIS LIMITATION ALSO APPLIES TO NWEA'S DEVELOPERS AND SUPPLIERS OF THE SERVICES AND IS THE MAXIMUM FOR WHICH THEY AND NWEA ARE COLLECTIVELY RESPONSIBLE. THE FOREGOING LIMITATIONS SHALL APPLY NOTWITHSTANDING THE FAILURE OF THE ESSENTIAL PURPOSE OF ANY LIMITED REMEDY.

20. Indemnification.

20.1 By Subscriber. Except to the extent limited by applicable law, Subscriber shall indemnify, defend, and hold harmless NWEA and NWEA's officers, directors, employees, agents, and representatives, from and against any third party claims, damages, expenses, judgments, fines, and amounts paid in settlement in connection with any proceeding arising from (i) any breach of this Agreement by Subscriber or any of its employees or agents; or (ii) any use of the Services.

20.2 By NWEA. If all the conditions in this section are met, NWEA shall (i) defend Subscriber against claims made by an unaffiliated third party that the Assessment System infringes its US patent, copyright, or trademark; and (ii) pay the amount of any resulting adverse final judgment against Subscriber (after any appeals) or settlement to which NWEA consents. Subscriber must notify NWEA promptly in writing of the claim. Subscriber must also give NWEA sole control over its defense and settlement. Subscriber shall provide NWEA with reasonable assistance in defending the claim. NWEA's obligations under this Section will not apply to the extent the claim (or adverse final judgment) is based on: (a) Subscriber using the Assessment System after NWEA has informed Subscriber to discontinue use due to such a claim; (b) the combination or use of the Assessment System with non-NWEA information, data, or materials except as otherwise authorized in writing by NWEA; (c) modification of the Assessment System except as

otherwise authorized in writing by NWEA; (d) use of NWEA's trademark(s) without express written permission; or (e) Subscriber's acts or omissions which result in a claim under this Section. If NWEA receives information about a claim under this Section related to the Assessment System in whole or in part, NWEA may do any of the following, at its discretion and expense: (i) procure the right to continue its use; (ii) replace the infringing portion of the Assessment System with a functional equivalent; (iii) modify the infringing portion of the Assessment System to make it non-infringing (if NWEA does this, Subscriber will stop using the allegedly infringing portion of the Assessment System immediately); or (iv) terminate this Agreement. Notwithstanding anything to the contrary, NWEA's commitment under this Section is Subscriber's exclusive remedy for third-party infringement and trade secret misappropriation claims. Nothing in this section obligates NWEA to indemnify Subscriber from and against any claims, suits, actions, losses, damages, liabilities, costs and expenses attributable to the acts or omissions of Subscriber, its officers, employees, or agents.

21. Evaluation License. This Section 21 applies if NWEA has provided the Services (including but not limited to Assessment System, Reporting, and/or Software) to Subscriber for evaluation purposes. NWEA grants Subscriber a thirty (30) day (or as otherwise indicated by NWEA in writing) limited license to use such Services solely for the purposes of evaluation. NWEA is not obligated to provide support for the evaluation Services. SUBSCRIBER ACKNOWLEDGES AND AGREES THAT THE SERVICES PROVIDED FOR EVALUATION MAY FUNCTION FOR A LIMITED PERIOD OF TIME, HAVE LIMITED FEATURES, AND HAVE OTHER LIMITATIONS NOT CONTAINED IN A COMMERCIAL VERSION OF THE SERVICES. NOTWITHSTANDING ANYTHING TO THE CONTRARY IN THIS AGREEMENT, NWEA IS PROVIDING THE SERVICES "AS IS", AND NWEA DISCLAIMS ANY AND ALL WARRANTIES INCLUDING ANY IMPLIED WARRANTIES OF FITNESS FOR A PARTICULAR PURPOSE, MERCHANTABILITY, AND STATUTORY WARRANTIES OF NON-INFRINGEMENT, LIABILITES, AND INDEMNIFICATION OBLIGATIONS OF ANY KIND. IN THE EVENT OF A CONFLICT BETWEEN THIS SECTION 21 AND OTHER TERMS OF THIS AGREEMENT, THIS SECTION 21 WILL SUPERSEDE SUCH TERMS WITH RESPECT TO THE SERVICES LICENSED TO SUBSCRIBER FOR EVALUATION PURPOSES.

22. Miscellaneous.

22.1 Force Majeure. Neither party is liable for any delay or failure to perform any obligation hereunder due to causes beyond its control, including without limitation, war, riot, insurrection, civil commotion, terrorist activity, fire, industrial dispute, act of nature, computer-related crimes (including, but not limited to, denial of service attacks), epidemic, act or omission of a third-party vendor or supplier, equipment failure, public enemy of government, failure of telecommunications, system malfunction, or other casualty.

22.2 Waiver and Severability. Waiver of any default or breach under this Agreement by NWEA does not constitute a waiver of any subsequent default or a modification of any other provisions of this Agreement. If any part of this Agreement is held illegal or otherwise unenforceable by a court of competent jurisdiction, the parties intend that the remainder of this Agreement nevertheless remains in full force and effect. Upon a determination that any term or provision is illegal or unenforceable, the court may modify this Agreement to affect the original intent of the parties as closely as possible.

22.3 No Third-party Beneficiaries. The parties do not intend to confer any right or remedy on any third party.

22.4 Survival. The following sections survive any termination of this agreement or the termination of any license granted under this agreement: 1, 3, 4, 5, 6, 7, 8, 9.1, 14, 15, 18, 19, 20.1, 22.2, 22.3, 22.4, 22.5, 22.9, 22.10, 22.11, and 22.12.

22.5 Entire Agreement; Order of Precedence. This Agreement contains the entire understanding of the parties regarding the subject matter of this Agreement and supersedes all prior and contemporaneous negotiations and agreements, whether written or oral, between the parties with respect to the subject matter of this Agreement. The terms of this Agreement apply to all order documents, including but not limited to purchase orders and credit card orders, accepted by NWEA, and this Agreement will supersede any inconsistent or different pre-printed terms of any such order document. If there is a conflict among any of the terms of this Agreement, the parties intend that it be resolved by giving precedence to Agreement documents in the following order (i.e. the earlier listing governing the later): (i) any Supplemental Terms to the extent related to Services described in an applicable Schedule; (ii) this Agreement without any Schedules or Supplemental Terms; (iii) the most recent Schedule; followed by (iv) any other Schedules in reverse chronological order.

22.6 Assignment. Subscriber may not assign this Agreement to any third party without the

prior written consent of NWEA, which consent shall not be unreasonably withheld.

22.7 Binding. This Agreement binds and inures to the benefit of each party and its respective successors and approved assigns, if any.

22.8 Merger or Sale of NWEA. If either (i) NWEA and a third-party merge; or (ii) NWEA is sold to a third party, then the surviving or resulting entity shall maintain the Student Education Records in accordance with this Agreement, if the entity is subject to this Agreement.

22.9 Representation of Signatories. Each person signing this Agreement represents and warrants that such person is duly authorized and has legal capacity to execute and deliver this Agreement for its respective party.

22.10 Notices. Any notice required under this Agreement shall be in writing and effective when (i) delivered personally against receipt, (ii) deposited in the mail and registered or certified with return receipt requested, postage prepaid, (iii) shipped by a recognized courier service and addressed to either party as designated in this Agreement, (iv) delivered by email to an email address designated by the recipient, or (v) when delivered via any of the foregoing at such other address as may be provided by the recipient in accordance with this section.

22.11 Controlling Law and Venue. Unless the law of the jurisdiction where Subscriber is domiciled requires otherwise, the parties intend that this Agreement be construed and controlled by the laws of the State of Oregon, U.S.A., without giving effect to principles of conflict of laws. Notwithstanding anything to the contrary, the United Nations Convention on Contracts for the International Sale of Goods, Uniform Commercial Code, and Uniform Computer Information Transactions Act are specifically disclaimed and do not apply to this Agreement. Any litigation arising out of this Agreement must be conducted in courts located in Multnomah County, Oregon.

22.12 Attorney Fees. If any lawsuit is instituted to interpret, enforce, or rescind this Agreement, the prevailing party on a claim may recover, in addition to any other relief awarded, its reasonable attorney fees and other fees, costs, and expenses incurred in connection with the lawsuit, the collection of any award, or the enforcement of any order as determined by a judge.

22.13 Counterparts. The parties may execute this Agreement in counterparts, each of which is an original, and the counterparts constitute one and the same Agreement. The parties may also deliver and accept facsimile or electronically scanned signatures, which bind a party as if the signature were an original.

22.14 Vendor Status and Independent Contractor. NWEA provides Services within its normal business operations and operates in a competitive environment. The Services constitute a vendor relationship, as defined by OMB Circular A-133 and, therefore, any monies to pay for this Agreement are not subject to the federal audit requirements of OMB Circular A-133. NWEA is an independent contractor, and neither NWEA nor its employees are Subscriber's employees. Nothing contained in this Agreement creates or implies an agency relationship, joint venture, or partnership between the parties.

22.15 UK Bribery Act. Each party agrees to comply with the UK Bribery Act. Subscriber acknowledges and agrees that Subscriber has not received, requested, been offered, agreed, paid or promised, any offer, promise or gift of any financial or other advantage from and to any person that would constitute a violation under the UK Bribery Act, or which would have influenced or secured any business or other advantage to NWEA.

SANTA CRUZ CITY SCHOOL DISTRICT

AGENDA ITEM: Learning Ally License Renewal

MEETING DATE: June 16, 2021

FROM: Dorothy Coito, Assistant Superintendent of Educational Services

THROUGH: Kris Munro, Superintendent

RECOMMENDATION:
Approve the secondary schools' Learning Ally renewal license agreements.

BACKGROUND:
Learning Ally is a reading resource many secondary schools have used for the past several school years to support struggling readers. Secondary schools have specifically used Learning Ally to support students with Individualized Learning Plans, English Learners, as well as general education students who struggle with reading. Learning Ally gives students access to thousands of novels and textbooks that are read aloud. It also gives them access to the digital print of these texts and comes with a variety of tools to support students in following along as they read. Learning Ally helps build a strong foundation for independent, engaged learners who are empowered to achieve academically, regardless of background or learning difference.

All secondary schools desire to continue to support struggling readers by using Learning Ally.

FISCAL IMPACT:
$1,599.00 Mission Hill School License
$1,599.00 Branciforte Middle School
$2,499 Santa Cruz High School License
$2,499.00 Harbor High School License
$2,499 Soquel High School License
$1,599.00 Branciforte Small Schools

Total = $12,294.00 ESSER3 (Restricted)

This work is in direct support of the following District goals and their corresponding metrics:

Goal #1: All Santa Cruz City Schools students will be prepared to successfully access post-secondary college and career opportunities.
Goal #3: We will eliminate the achievement gaps that currently exist between demographic groups within the SCCS student community.

AGENDA ITEM: 8.2.1.15.

Proposal

Learning Ally, Inc.
20 Roszel Road, Princeton, NJ 08540
Phone: 800-221-4792 | Fax: 609-751-5263
www.learningally.org

Acct. No.	Date	Proposal #
AG95060001	03/22/2021	32803

Expires	Representative
06/30/2021	Weisbrich, Shelley

Bill To

Accounts Payable
Santa Cruz City Schools Business Dept
133 Mission St, Ste 100
Santa Cruz CA 95060

Ship To

Attention

Alica Reyes | Email: areyes@sccs.net | Phone: 831-429-3420

Accounts Payable Billing Contact

Email Address:

#	Item	Options	Rate	Amt
1	Large Building License Renewal with Access for Eligible Students HARBOR HIGH SCHOOL	Selected School: 00130356	$2,499.00	$2,499.00
1	Medium Building License Renewal with Access for Eligible Students MISSION HILL MIDDLE SCHOOL	Selected School: 00130370	$1,599.00	$1,599.00
1	Large Building License Renewal with Access for Eligible Students Santa Cruz High School	Selected School: AG95060002	$2,499.00	$2,499.00
1	Medium Building License Renewal with Access for Eligible Students BRANCIFORTE MIDDLE SCHOOL	Selected School: 00130320	$1,599.00	$1,599.00
1	Large Building License Renewal with Access for Eligible Students SOQUEL HIGH SCHOOL	Selected School: 00130409	$2,499.00	$2,499.00
1	Medium Building License Renewal with Access for Eligible Students BRANCIFORTE SMALL SCHOOLS CAMPUS	Selected School: 12080031	$1,599.00	$1,599.00
			Total	$12,294.00

The Learning Ally Solution includes:

- 24/7 unlimited access to the Learning Ally online library of 80,000+ human-read audiobooks, including titles with highlighted text, available on iOS (iPad, iPod Touch, iPhone), Android (version 5.0 and higher), MAC, PC and Chromebook
- Educator Portal for progress monitoring and reporting of student reading data
- Customized resources based on individual needs analysis for every enrolled educator
- Goal setting program and resources to get reluctant readers reading
- An online implementation Success Plan, tools, resources and workshops to ensure a successful launch
- Ongoing communications and support from an Educator Success team member to help every enrolled educator through each stage of the solution
- Games and Contests with prizes to reward students' reading progress
- For Professional Learning Services, please review our Terms and Conditions at https://learningally.org/PL-TOS
- Customer support M-F from 8:30 AM - 6:00 PM EST/EDT or email: CustomerCare@LearningAally.org

Learning Ally, Inc.
20 Roszel Road, Princeton, NJ 08540
Phone: 800-221-4792 | Fax: 609-751-5263
www.learningally.org

Proposal

Acct. No.	Date	Proposal #
AG95060001	03/22/2021	32803

Expires	Representative
06/30/2021	Weisbrich, Shelley

Payment Methods

[ ] Credit Card Number: _____ Exp: _____ (MM/YY)
Name on Credit Card: _____ CVV: _____
Cardholder Signature: _____

[ ] Purchase Order: PO # _____ (Please attach PO)

[ ] Check (payable to Learning Ally)

Please provide the contact information for the person responsible for implementing/overseeing the program:

Name: _____ Title: _____
Email: _____ Phone: _____

Payment Options

To pay via Credit Card, call 800-221-4792. To pay with a Purchase Order, send via email to Custserv@learningally.org, fax to 609-751-5263, or mail to 20 Roszel Road, Princeton, NJ 08540.

Checks can be mailed to 20 Roszel Road, Princeton, NJ 08540.

SANTA CRUZ CITY SCHOOL DISTRICT

AGENDA ITEM: Read 180 Subscription Renewal

MEETING DATE: June 16, 2021

FROM: Dorothy Coito, Assistant Superintendent of Educational Services

THROUGH: Kris Munro, Superintendent

RECOMMENDATION:
Approve the Houghton Mifflin Harcourt - Read 180 contract for Mission Hill Middle School.

BACKGROUND:
Mission Hill Middle School has used the Read 180 Reading Intervention Program as their Tier 3 reading intervention program for the past nine years and has had great student success in using this program. The typical student at Mission Hill that is in this program increases their reading level by two or three grades in just one school year. Read 180 supports both general education students as well as students with Individualized Education Plans who are reading at two or more grade levels below. Branciforte Middle School is piloting a different reading intervention curriculum as the site has not seen as much impact with Read 180.

Read 180 is the leading blended learning intervention program building reading comprehension, academic vocabulary, and writing skills for struggling students in Grades 4 and up. Developed using the latest cognitive neuroscience, Read 180 changes the brains of struggling readers by helping different parts work together more effectively. By tapping into brain science and growth mindset, a more personalized instructional approach accelerates achievement. A more efficient Teacher Ecosystem offers easy access to real-time data and instructional planning, so every lesson can be easily adapted to meet student needs. New engaging content promotes student choice and helps readers make deeper connections that extend well beyond the classroom. Each student receives access to a student portal where they take assessments and then engage in reading comprehension and reading fluency lessons that are tailored to their unique areas of need. These lessons also build and support students in having a growth mindset.

FISCAL IMPACT:
Total Cost: $7,598.64 SB86 (Restricted)

This work is in direct support of the following District goals and their corresponding metrics:

AGENDA ITEM: 8.2.1.16.

Goal #1: All Santa Cruz City Schools students will be prepared to successfully access post-secondary college and career opportunities.
Goal #3: We will eliminate the achievement gaps that currently exist between demographic groups within the SCCS student community.

AGENDA ITEM: 8.2.1.16.

Houghton Mifflin Harcourt

Proposal

Prepared For

Mission Hill Middle School

133 Mission St Ste 100
Santa Cruz CA 95060

Attention:
Martha Dyer
marthadyer@sccs.net

For the Purchase of:

Technology Renewal 2021

Reading Counts and Read 180 Stage B

Prepared By
Cynthia Gonzales
cynthia.gonzales@hmhco.com

Please submit this proposal with your purchase order.

Purchase orders or duly executed service agreements for **Professional Services** purchased, must be submitted at least 30 days before the service event date.

Proposal for

Mission Hill Middle School Technology Renewal 2021

ISBN	Title	Price	Quantity	Value of all Materials	Value of Free Materials	Value of Charged Materials
	Reading Counts					
6001446	9780545369510 Reading Counts! Annual License Subscription TERM: 8/02/2021 to 8/01/2022	$4.00	570	$2,280.00	$182.40	$2,097.60
Total for Reading Counts		**$2,097.60**				

Attention:
Martha Dyer
marthadyer@sccs.net

Intervention Solutions Group
255 38th Avenue, Suite L
St. Charles, IL 60174
FAX: 877-287-8199
InterventionSolutionsOrders@hmhco.com

HMH Confidential and Proprietary

Please submit this form with your purchase order

Mission Hill Middle School
Technology Renewal 2021

ISBN		Title	Price	Quantity	Value of all Materials	Value of Free Materials	Value of Charged Materials
Read 180 Stage B /System 44 Secondary							
Student License							
6003185	9781328028464	READ 180 Universal Stage B/ System 44 Secondary Literacy License Digital Student Subscription Package, 1 Year Includes Literacy Intervention License (R180U Stage B / S44 Secondary), Reading Inventory, and Phonics Inventory student software subscription for 1 student. Software to be hosted by HMH. TERM: 10 Months-9/29/2021 to 8/01/2022	$25.00	20	$500.00		$500.00
6003185	9781328028464	READ 180 Universal Stage B/ System 44 Secondary Literacy License Digital Student Subscription Package, 1 Year Includes Literacy Intervention License (R180U Stage B / S44 Secondary), Reading Inventory, and Phonics Inventory student software subscription for 1 student. Software to be hosted by HMH. TERM: 9 Months-11/01/2021 to 8/01/2022	$22.50	18	$405.00		$405.00
6003351	9781328030214	Literacy Intervention READ 180 Universal Stage B/ System 44 Secondary Upgrade Transition Student Digital Package Grade 6-8, 1 Year Includes Literacy Intervention License (R180U Stage B / S44 Secondary), Reading Inventory, and Phonics Inventory student software subscription. Software to be hosted by HMH. TERM: 8/02/2021 to 8/01/2022	$60.00	2	$120.00		$120.00
Total for Student License			**$1,025.00**				
Teacher							
	9781328019936	Literacy Intervention License (R180 U Stage B / S44 Secondary) TeacherSubscription TERM: 8/02/2021 to 8/01/2021	$299.00	6	$1,794.00	$1,794.00	
Total for Teacher							
Total for Read 180 Stage B /System 44 Secondary			**$1,025.00**				

Attention:
Martha Dyer
marthadyer@sccs.net

Intervention Solutions Group
255 38th Avenue, Suite L
St. Charles, IL 60174
FAX: 877-287-8199
InterventionSolutionsOrders@hmhco.com

Proposal for
Mission Hill Middle School
Technology Renewal 2021

	ISBN	Title		Price	Quantity	Value of all Materials	Value of Free Materials	Value of Charged Materials
		Read 180 Stage B Student and Teacher Materials						
		Student						
3017262	9780545890106	READ 180 Universal Stage B ReaL Book	c	$32.65	40	$1,306.00		$1,306.00
		Total for Student		**$1,306.00**				
		CA Read 180 Library						
3016630	9780545900843	California READ 180 Universal Stage B Independent Reading Library with System 44 Includes READ 180 Paperback Collection of 30 titles, 4 copies each; Audiobook Collection of 5 titles, 4 copies each; System 44 Secondary Paperback Collection of 57 titles, 4 copies each	c	$2,251.56	1	$2,251.56		$2,251.56
		Total for CA Read 180 Library		**$2,251.56**				
		Teacher						
3016712	9781328003072	California READ 180 Universal Stage B Blended Learning Handbook Pack		$494.95	1	$494.95		$494.95
		Total for Teacher		**$494.95**				

Total for Read 180 Stage B Student and Teacher Materials **$4,052.51**

Attention:
Martha Dyer
marthadyer@sccs.net

Intervention Solutions Group
255 38th Avenue, Suite L
St. Charles, IL 60174
FAX: 877-287-8199
InterventionSolutionsOrders@hmhco.com

Mission Hill Middle School
Technology Renewal 2021

ISBN	Title	Price	Quantity	Value of all Materials	Value of Free Materials	Value of Charged Materials

Total Savings:	**$1,976.40**
Subtotal Purchase Amount:	**$7,175.11**
Shipping & Handling:	**$44.55**
Sales Tax:	**$378.98**
Total Cost of Proposal (PO Amount):	**$7,598.64**

Attention:
Martha Dyer
marthadyer@sccs.net

Intervention Solutions Group
255 38th Avenue, Suite L
St. Charles, IL 60174
FAX: 877-287-8199
InterventionSolutionsOrders@hmhco.com

HMH Confidential and Proprietary

Please submit this form with your purchase order

Proposal for

Mission Hill Middle School Technology Renewal 2021

Total Cost of Proposal (PO Amount): $7,598.64

Thank you for considering HMH as your partner. We are committed to providing an excellent experience and delivering ongoing, high-quality service to our customers. To meet these goals, we want to ensure you are aware of the below Terms of Purchase. These terms help us process your order quickly, efficiently, and accurately, ensuring successful delivery and implementation of our solutions.

- Please return this cost proposal with your signed purchase order that matches product, prices and shipping charges.
- Provide the exact address for *delivery* of print materials. The shipping address may be your district warehouse or individual school sites, but it is essential that this is accurate.
- Please supply the name of each important district point of contact for all aspects of the solution including their direct contact information (email/phone):
  - Point of Contact for Print materials
  - Point of Contact for Digital materials
  - Point of Contact for Scheduling Professional Development
- Please confirm that we have the correct 'Ship to' and 'Sold to' information on the cost proposal.

Ship to:	**Sold to:**
Santa Cruz City School District	Santa Cruz City School District
,	,

- Please provide funding start and end dates.
- Please note that all products and services will be billed upon the processing of your purchase order.
- Our payment terms are 30 days from the invoice date.
- Print subscription material quantities may be adjusted across grades for like products, to accommodate enrollment fluctuations, quantities cannot be adjusted between different programs or copyrights.
- Our shipping terms are FOB shipping point. The shipping term for your proposal is Destination.
- Should any of these Terms of Sale conflict with any preprinted terms on your purchase order, the HMH terms of service shall apply.

Thank you in advance for supplying us with the necessary information at time of purchase.
Our goal is to ensure your success throughout the duration of this agreement, which starts with a highly successful delivery of our solution.

For greater detail, the complete Terms of Purchase may be reviewed here: http://www.hmhco.com/common/terms-conditions

Date of Proposal: 4/6/2021 **Proposal Expiration Date: 7/30/2021**

Houghton Mifflin Harcourt

Attention:
Martha Dyer
marthadyer@sccs.net

Intervention Solutions Group
255 38th Avenue, Suite L
St. Charles, IL 60174
FAX: 877-287-8199
InterventionSolutionsOrders@hmhco.com

SANTA CRUZ CITY SCHOOL DISTRICT

AGENDA ITEM: Achieve3000 Contract Renewal

MEETING DATE: June 16, 2021

FROM: Dorothy Coito, Assistant Superintendent of Educational Services

THROUGH: Kris Munro, Superintendent

RECOMMENDATION:
Approve the Achieve3000 reading intervention curriculum contract renewal for Branciforte Middle School.

BACKGROUND:
Branciforte Middle School has had a Tier 3 reading intervention program at their school for the past nine years. This last year, Branciforte teachers implemented Achieve3000 with their students that have reading needs. The reading intervention teacher used this program in another district, and the site is piloting this intervention as the Read 180 program was not as successful at Branciforte as it has been at Mission Hill.

The reading curriculum delivers a comprehensive suite of digital solutions that significantly accelerates literacy growth and deepens learning across all content areas. Teachers are not only be able to use this curriculum with general education students and students with Individualized Education Plans, but also to meet the needs of English Learners.

FISCAL IMPACT:

$6,000	125 student licenses @ $48/student license (annual)
$1,790	2 Professional Development Sessions
$290	Annual Site Set Up Fee
$8,080	**Total: SB86 (Restricted)**

This work is in direct support of the following District goals and their corresponding metrics:

Goal #1: All Santa Cruz City Schools students will be prepared to successfully access post-secondary college and career opportunities.

AGENDA ITEM: 8.2.1.17.

Goal #3: We will eliminate the achievement gaps that currently exist between demographic groups within the SCCS student community.

AGENDA ITEM: 8.2.1.17.

Achieve3000

Quote ID: Q-54759
Contract Period: 08/01/2021 - 06/30/2022

Quote Date: 12/08/2020
Valid Until: 07/15/2021

Client Information

Account Name	
Branciforte Middle School	
Address	**Client**
315 Poplar Ave Santa Cruz, CA 95062-1199 Phone: (831)429-3883	Casey O'Brien Email: cobrien@sccs.net Phone: (831) 429-3883 x3111

Achieve3000 is pleased to continue partnering with you to accelerate your students' literacy growth throughout the school year. Your custom quote includes the solutions listed below. You can explore all of Achieve3000's research-based solutions by visiting www.achieve3000.com.

Product	**Cost**	**Qty**	**Total**
Achieve3000 Site Setup Fee - Annual fee per school for deployment and ongoing support, including rostering, integrations, and customer support. *(SITE-SETUP)*	$290.00 per site	1	$290.00
Online Professional Learning Services: (1) 90-Minute Virtual Classroom Session for up to 25 attendees *(OPDI)*	$895.00 per session	2	$1,790.00
Achieve3000's Literacy with Boost for Intervention. English Language Learning, and Spanish Literacy. Per Student Pricing (up to 125 licenses per site). *(BOOST-STDT)*	$48.00 per student	125	$6,000.00
Subtotal			$8,080.00
Order Total			**$8,080.00**

See Next Page for Quote Acceptance

Achieve3000

Acceptance for Quote ID Q-54759: $8,080.00

Branciforte Middle School	Achieve3000
Account Name	
Signature	*Signature*
Name / Title	*Name / Title*
Date	*Date*

The Complete Signed Quote and Purchase Orders can be sent to:

Achieve3000
331 Newman Springs Road
Suite 304
Red Bank, 07701

Fax: (316) 221-0718
Email: orders@achieve3000.com

For questions, please contact Renewal Sales at 732-367-5505 x222.

This quote is governed by and subject to the Achieve3000 terms and conditions at https://achieve3000.com/about/terms-of-service/. By signing this quote, you are agreeing to such terms and conditions.

To explore more renewal options, such as a multi-year quote with LOCKED-IN PRICING for three full years, please contact sales.support@achieve3000.com for an adjusted quote.

About Achieve3000®

Achieve3000 delivers a comprehensive suite of digital solutions that significantly accelerate literacy growth and deepen learning across the content areas. Using personalized and differentiated solutions, Achieve3000 provides equity for remote and on-site instruction, enabling educators to help all students achieve accelerated growth. Our suite of solutions includes: Achieve3000 Literacy, a differentiated learning platform for grades 2-12; Actively Learn, a digital curriculum for grades 3-12; Smarty Ants, a foundational literacy platform for grades PreK-2; and Achieve3000 Math, a digital mathematics solution.

Learn more about Achieve3000's learning solutions at www.achieve3000.com.

SANTA CRUZ CITY SCHOOL DISTRICT

AGENDA ITEM: SeeSaw License Renewal

MEETING DATE: June 16, 2021

FROM: Dorothy Coito, Assistant Superintendent of Educational Services

THROUGH: Kris Munro, Superintendent

RECOMMENDATION:
Approve the Seesaw license agreement.

BACKGROUND:
When we converted to distance learning in March of 2020, the District purchased SeeSaw licenses as a learning management platform that TK- 1st grade teachers turned to to organize their learning. In the 2021-22 school year, TK-1st teachers will continue to maintain a digital classroom. This will help staff and students keep their lessons and learning organized in a digital format and it will support communication with parents about instruction and learning.

FISCAL IMPACT:
$2,887.50 annually, ESSER3 (Restricted)

(100%, 525 licenses, elementary)

This work is in direct support of the following District goals and their corresponding metrics:

Goal #1: All Santa Cruz City Schools students will be prepared to successfully access post-secondary college and career opportunities.
Goal #3: We will eliminate the achievement gaps that currently exist between demographic groups within the SCCS student community.

AGENDA ITEM: 8.2.1.18.

Company Address	180 Montgomery St. Suite 750 San Francisco, CA 94104 United States	Bill To Name	Santa Cruz City School District
		Created Date	6/3/2021
		Expiration Date	6/10/2021
		Quote Number	00034274

Please send any billing questions to accounting@seesaw.me

Contract Summary

Contract Start Date	7/1/2021	Contract End Date	6/30/2022
# of Students	525.00		
Grand Total	USD 2,887.50		

Contract Details

Product	Quantity	Sales Price	Total Price	Invoice Date
Seesaw for Schools	525.00	USD 5.50	USD 2,887.50	7/1/2021

Admin Sponsor (e.g. Principal, Director of Instructional Tech, etc.)

Decided to purchase (or renew) Seesaw. Will be included in conversations about our partnership progress.

Name:_____ Email: _____

Title:_____ Phone: _____

Seesaw Lead

Responsible for Seesaw training and adoption. Main Seesaw point of contact throughout the contract.

Name:_____ Email: _____

Title:_____ Phone: _____

Tech Lead (Who can help set up your school?)

Lead for Seesaw's technical implementation. Point of contact for technical issues or updates.

Name:_____ Email: _____

Title:_____ Phone: _____

Billing Contact - Accounts Payable (Who will pay the invoice?)

Receives invoices. Point of contact on payment-related matters.

Name:_____ Email: _____

Title:_____ Phone: _____

School Address

Address:_____ City:_____

State:_____ Zip / Post Code:_____

If you are purchasing professional development sessions, they must be scheduled and delivered within 1 year of the contract start date. Sessions not used by this time will expire.

This contract, including the number of students and amount, is a non-adjustable binding agreement. By signing, your school or district agrees to pay the full amount quoted per the payment schedule above. Please make sure you have proper payment authorization (including a PO # if required) before signing.

Terms of Service: https://web.seesaw.me/terms-of-service

Name: _____

Title: _____

Email: _____

PO Number (if required):_____

Accepted By:_____

SANTA CRUZ CITY SCHOOL DISTRICT

AGENDA ITEM: Project Bike Tech Contract

MEETING DATE: June 16, 2021

FROM: Dorothy Coito, Assistant Superintendent of Educational Services

THROUGH: Kris Munro, Superintendent

RECOMMENDATION:
Approve the attached Project Bike Tech contracts for Soquel High School, Harbor High School and Santa Cruz High School.

BACKGROUND:
Santa Cruz City Schools implemented the Career Technical Education Project Bike Tech Transportation pathway 8 years ago and was one of the first districts to implement this unique pathway. Since Santa Cruz is a hub for the mountain bike industry, we are uniquely positioned to offer a Transportation Career Technical Education Bike Tech Pathway. All three of the comprehensive Santa Cruz City Schools high schools are outfitted with a bicycle shop classroom, all of which include the tools, parts, and technology needed to learn and perform bicycle maintenance, building, and repair.

Project Bike Tech was started by a local Santa Cruz resident, as a non-profit organization focused on supporting students to learn this local trade, and Santa Cruz City Schools has maintained a long term partnership with both Project Bike Tech and all of the associated local bike industries.

Up until the 2021-22 school year, there has been no formal contract with Project Bike Tech to offer the Career Technical Education Bike Tech pathway. However, due to the cost of industry recognized certifications for each student in the Bike Tech pathway as well as the cost of upgraded curriculum that includes access to software used in Bike Shops, there is now a cost associated with offering this pathway. The cost is $1,000 per high school and $50 per student.

FISCAL IMPACT:
Total Estimated Cost: $10,500 - CTEIG Dollars (Restricted)
$1,000 Santa Cruz High
$1,000 Harbor High
$1,000 Soquel High
$7,500 fees for each student to earn industry recognized bike repair certifications ($50/student, estimating 150 bike tech students in the 2021-22 school year)

This work is in direct support of the following District goals and their corresponding metrics:

Goal #1**:** All SCCS students will be prepared to successfully access post-secondary college and career opportunities.
Goal #3**:** We will eliminate the achievement gaps that currently exist between demographic groups within the SCCS student community.

AGREEMENT FOR IMPLEMENTATION OF PROJECT BIKE TECH EDUCATIONAL PROGRAM

This Agreement for Services ("Agreement") is entered into this _____ day of _____, 2020 by and between PROJECT BIKE TECH (hereinafter "PBT") whose address is 719 Ten Mile Drive. Suite F, Frisco, Colorado 80443 and Harbor High School (hereinafter "HHS") whose address is 300 La Fonda Ave, Santa Cruz, CA 95062. The parties hereto agree as follows:

RECITALS

WHEREAS, PBT has developed an educational curriculum teaching students the skills necessary to be a bike technician, creating career opportunities through bicycle education;

WHEREAS, HHS desires to implement and offer PBT's, Bike Tech in School course and curriculum to interested students at HHS.

In consideration of the mutual covenants, conditions, obligations and promises set forth below the parties agree as follows;

I. TERM:

The initial term of this Agreement shall be for three academic years commencing Fall of 2021 and ending Fall of 2024. This agreement will renew automatically for an additional three years unless HHS gives PBT written notice of termination to PBT by January 31, 2024.

II. MATERIALS TO BE PROVIDED BY PBT

Upon the execution of this Agreement by both parties and payment of the deposit by HHS to PBT as identified in Section VI, below, PBT shall deliver to HHS within ten business days, a course equipment and materials list in substantial conformity with the attached Exhibit A.

III. DEDICATED CLASSROOM REQUIREMENTS

HHS shall provide a dedicated permanent classroom for the term of this Agreement which is capable of housing at least 10 student stations, 1 teacher station, 11 bikes as well as all materials needed to teach the class. HHS agrees to post in the classroom industry and vendor signage, PBT signage and promotional materials, safety posters and any other material required by PBT. In addition, HHS shall utilize

the student and teacher stations in accordance with PBT guidelines, Exhibit B.

IV. INSTRUCTOR / TEACHER QUALIFICATIONS / CURRICULUM

Any individual teaching the PBT curriculum shall have a minimum of 3-5 years of bike mechanic experience or alternatively a recognized industry certification. Instructors will have the opportunity to attend a 1 week course at Barnett Bicycle Institute (BBI) if they do not meet the requirements to teach the course (At the expense of HHS for tuition and travel costs). HHS shall provide to PBT written confirmation of the teacher's qualifications prior to the commencement of instruction. HHS agrees that only the PBT curriculum shall be taught and further agrees to exclusively use the PBT and Park Tool teaching manual. All instructors / teachers shall adhere to PBT's "Teacher Responsibilities", Exhibit C.

V. INSTRUCTOR / TEACHER TRAINING

PBT shall provide, at HHS's cost and expense, to HHS one (1) teacher training at Barnett Bicycle Institute ("BBI") located at 2725 Ore Mill Road Suite # 23, Colorado Springs, Colorado 80904. Travel and lodging costs shall be the responsibility of HHS. In addition, PBT shall provide internet access to PBT's teaching guidelines and teaching aids for the purpose of qualifying any individual selected by HHS to teach the PBT curriculum.

VI. INITIAL COSTS / PAYMENT SCHEDULE

~~The initial cost to HHS shall be sixty thousand dollars and 00/100 cents ($60,000.00). Upon execution HHS agrees to pay the sum of five thousand dollars and 00/100 cents ($5,000.00) as a non-refundable deposit. The balance of fifty five thousand dollars and 00/100 cents ($55,000.00) shall be due and payable by HHS on or before~~ **These costs were already covered as HHS has an existing program*

VII. MAINTENANCE COSTS / ANNUAL FEES

Commencing in the second academic year HHS shall be responsible for the following items; annual consumables, a yearly license fee in the amount of two thousand dollars and 00/100 cents ($2,000.00) and annual student fees in the amount of fifty dollars and 00/100 cents ($50.00) per student / per year. These items shall be paid for on or before June 1st 2021.

VIII. COMMUNICATION AND TRANSPARENCY / MEETINGS

Both parties agree to communicate in a timely and responsive manner regarding all aspects of this Agreement. In this regard, both agree to deal with one another in an honest, transparent and forthright manner. The parties agree to meet

prior to the commencement of the school year. Periodic meetings shall be schedule as necessary. Further, at the conclusion of the school year the parties shall schedule a meeting for the purpose of program evaluation. Attendees for the school shall include the teacher and a school administrator (i.e. principal, vice principal).

IX. INTELLECTUAL PROPERTY:

HHS hereby acknowledges and agrees that PBT retains all rights in and to PBT's intellectual property, including course curriculum, vendor lists and contacts, trademarks, trade secrets, student workbooks / manuals, copyrights or other intellectual property. However, PBT grants to HHS a limited license while this Agreement is in full force and effect and provided that HHS is not in breach of any of their obligations under the terms of this Agreement, to use PBT's intellectual property in conjunction with PBT's course. This limited license is granted only to HHS. HHS agrees to take all reasonable and necessary actions to protect PBT's intellectual property and shall not copy, sell, convey, distribute or otherwise deliver PBT's intellectual property to a third party without PBT's expressed written consent. PBT may furnish promotional material to HHS from time to time. HHS may use such materials but acknowledges and agrees that PBT retains ownership of all proprietary rights, including intellectual property rights in and to the materials.

The parties acknowledge that the provisions of this Agreement are essential for the protection of PBT and that any breach of this Agreement would cause immediate and irreparable damage to PBT, for which monetary relief would be inadequate or difficult to ascertain. Accordingly, the parties hereto agree that upon the existence of any breach or threatened breach hereof by HHS, PBT may, without limitation of any other rights PBT may have, obtain a temporary restraining order, preliminary injunction or other form of equitable relief to enforce the provisions hereof.

X. PRESS / MEDIA

PBT will be permitted to promote the program through press releases and social media. HHS hereby agrees to allow PBT to list HHS on its website for promotional purposes. Further, HHS agrees to allow PBT access to the classroom to take photographs and film instruction. In the event that HHS desires to promote the program through print media, social media or other similar platforms HHS shall provide PBT with the content of such information prior to dissemination for approval. HHS agrees to submit Photo/Media waivers to PBT from each student at the beginning of the school year.

XI. TERMINATION / CANCELLATION

HHS may cancel this Agreement prior to the classroom installation however this will result in the loss of the non-refundable deposit. HHS is required to provide PBT written notice of their intent to terminate this Agreement on or before January 31st of the third year of the initial term of this Agreement or the Agreement will automatically renew for an additional three year term.

Upon termination or cancelation of this Agreement, HHS shall return all teaching materials to PBT. HHS shall stop utilizing licensed PBT teaching methods and curriculum materials. HHS understands that they will no longer have access to PBT's online education platforms; will be required to terminate any promotional activities indicating that they are a certified PBT Program provider; terminate issuing PBT-Industry endorsed certificates to its students. Further, HHS will no longer be able to purchase products and supplies through PBT or have access to PBT Partner apprenticeship and internship programs.

XII. NOTICE / PAYMENTS

Any notice or payment required by the terms of this Agreement shall be to the following:

Project Bike Tech
PO Box 5152
Frisco, CO 80443

Attention: Mercedes Ross

HHS

Address

Attention: _____

XIII. MISCELLANEOUS

This instrument contains the entire agreement of the parties, and no statements, promises, or inducements made by either party or agent of either party that are not contained in this written contract shall be valid or binding. If any provision of this Agreement is held to be invalid, the parties agree that the remaining provisions shall be deemed to be in full force and effect. The parties acknowledge that they have read this Agreement and fully comprehend its meaning and that have executed this Agreement as their free and voluntary act absent duress, coercion or undue influence. In the event that any action is filed in relation to this Agreement, the prevailing party shall be entitled to recover from the other party all costs of suit to

include reasonable attorneys. It is mutually understood and agreed that this Agreement shall be governed by the laws of the State of Colorado, both as to interpretation and performance.

This contract is executed in the Summit County, State of Colorado, and the parties agree that in action relating to this contract shall be instituted and prosecuted in the courts of the County of Summit, State of Colorado, and each party waives the right to change of venue.

EXECUTED this _____ day of _____, 20___.

_____

_____ _____

PROJECT BIKE TECH
By: Mercedes Ross
Executive Director

HARBOR HIGH SCHOOL
By:

Exhibit A - PBT Classroom Course Equipment and Materials List

- Certificates: Industry Endorsed and Supported PBT Student Certificates

- PBT Level 1 Curriculum and all teaching aids needed to teach class
  - Access to PBT Level 1 curriculum
  - Teaching Materials
  - Student and Teacher Access to Vendor teaching platforms (Giant, Shimano, Specialized)

- Classroom set up Contents
  - 10 Student Stations with full specialty tool selection (40+items)
  - 1 Teacher Station with full specialty tool selection (60+ items)
  - 1 Full set of Shared Tools and equipment (50+ items)
  - Full inventory of consumables (for 1 Year) (30+ items)
  - 11 new “in the box” bicycles for each student and teacher station
  - 21 new helmets for each student and teacher
  - Student School Books (for 1 Year)

- Access to discounted pricing through PBT for added tools, bikes, consumables and supplies

- PBT outreach to your local community to shepherd program

- PBT assistance with funding and fundraising resources

- Consistent contact with the bicycle/outdoor industry through PBT

- Industry scholarship programs for students

- Industry job/internship availability and postings

- PBT - alumni contact and support with students after graduation
  - Alumni membership with Industry programs

Exhibit B – PBT School Guidelines

In order to assure the best possible teaching & learning environment we ask the school to provide these basic classroom features.

1. Dedicated classroom that can be locked
2. Storage room or shed that can be locked
3. Outside access (optional but beneficial)

ROOM

- Effective lighting
- Sink (nearby if not in room)
- Hand Cleaner
- Towel Dispenser and Towels
- Cloth rag cleaning service
- Washable floor (preferably not carpet)
- Push broom and dust pan
- Mop and bucket
- Cleaning supplies
- Fire Extinguisher
- Eye rinse (optional)
- Bulletin Board for posters
- PBT signs placed permanently in room
- Chromebooks or Student access to computers
- Student desks - tables
- Student chairs or stools
- Locks and doors for workbenches if necessary

Teaching Tools

- Large TV screen 32” or larger/ Projector Screen and Projector
- Audio visual set up
- Webcam for interaction with other classrooms and PBT Network
- White Board

Exhibit C – PBT Teacher Responsibilities & Best Practices

Teach PBT Approved Curriculum

- Use PBT Approved Lesson Plans
- Use PBT Approved Teacher's Manual – Park Tool
- Use PBT Approved Workbook – Park Tool
- Use PBT Approved Exams and Quizzes
- Log into teaching platform and become familiar with it
- Log into vendor teaching platforms (Giant-Specialized- Shimano)

Have Forms signed

- PBT Photo/Video Waiver singed by Parent/Guardian, shared with PBT and kept on file

PBT Certificates

- List of students who qualify for certificates needs to be sent to PBT prior to end of the school year so certificates can be printed and mailed to teacher
- Students receiving certificates must show that they possess competency in all areas listed on back of the certificate
- Teachers name and signature are displayed on the certificate

Students

- Facilitate projects (bike builds) with students
- Facilitate Internships and Apprenticeships with retailers and business in the community
- Facilitate Teacher Assistants (if applicable)
- Interview students throughout the year on video and progress (short is fine)
- Take group class picture every class and submit to PBT

Student recruitment

- Participate in promoting the program in the school
- Promote students participating with parent groups

Social Media

- In accordance with any existing school social media policies in place
- Create a Facebook/Instagram page for the classroom
- Update 2 times a month more if possible
- Relate student success stories with pictures of projects and videos Monthly
- Encourage students to contribute to the social media Campaign with Twitter - Instagram – Facebook and allow PBT National Office to re-post to main PBT Page

Bike Community and Retailers

- Local Retailers
    - Establish a main retail sponsor
    - Communicate with all local retailers
    - Participate in 2 events a year with retailer (i.e. Fundraising Events, Volunteer Opportunities, Guest Speaking etc.)
    - Schedule 1-2 field trips a year to retailer
    - Have retailer come and speak 2 times a year
- Bicycle Guest Speakers - Schedule 2-4 a year
    - Someone from the Bike industry and speak to your students
    - Photograph/Video and share with PBT

Classroom

- Assist with classroom set up
    - Provide Photos of classroom at beginning and end of year
- Inform / Report PBT shared use of classroom
- Keep all flammable liquids in cabinet
- Follow safe classroom regulations
- All students must wear safety glasses
- Repairs
    - When repairing bikes always use a liability waiver tag, this needs to be signed by the customer whether charged for repair or not

Inventory's

- Inventory of your classroom two times a year
- Teacher and Student Benches
    - Beginning inventory
    - End of year inventory – Order sent to PBT for re-stocking
- Bike Inventory
    - Bikes can be sold at end of year through Bicycle Blue Book.com to avoid taking any business from local retailers.
    - New Bike - end of year order
- Consumables Inventory
    - End/beginning of year re-supply order

Training- New technology

- Participate in available training in order to meet new technology standards

AGREEMENT FOR IMPLEMENTATION OF PROJECT BIKE TECH EDUCATIONAL PROGRAM

This Agreement for Services ("Agreement") is entered into this ____ day of _____, 2020 by and between PROJECT BIKE TECH (hereinafter "PBT") whose address is 719 Ten Mile Drive. Suite F, Frisco, Colorado 80443 and Santa Cruz High School (hereinafter "SCHS") whose address is 415 Walnut Avenue, Santa Cruz, CA 95060. The parties hereto agree as follows:

RECITALS

WHEREAS, PBT has developed an educational curriculum teaching students the skills necessary to be a bike technician, creating career opportunities through bicycle education;

WHEREAS, SCHS desires to implement and offer PBT's, Bike Tech in School course and curriculum to interested students at SCHS.

In consideration of the mutual covenants, conditions, obligations and promises set forth below the parties agree as follows;

I. TERM:

The initial term of this Agreement shall be for three academic years commencing Fall of 2021 and ending Fall of 2024. This agreement will renew automatically for an additional three years unless SCHS gives PBT written notice of termination to PBT by January 31, 2024.

II. MATERIALS TO BE PROVIDED BY PBT

Upon the execution of this Agreement by both parties and payment of the deposit by SCHS to PBT as identified in Section VI, below, PBT shall deliver to SCHS within ten business days, a course equipment and materials list in substantial conformity with the attached Exhibit A.

III. DEDICATED CLASSROOM REQUIREMENTS

SCHS shall provide a dedicated permanent classroom for the term of this Agreement which is capable of housing at least 10 student stations, 1 teacher station, 11 bikes as well as all materials needed to teach the class. SCHS agrees to post in the classroom industry and vendor signage, PBT signage and promotional materials, safety posters and any other material required by PBT. In addition, SCHS shall utilize

the student and teacher stations in accordance with PBT guidelines, Exhibit B.

IV. INSTRUCTOR / TEACHER QUALIFICATIONS / CURRICULUM

Any individual teaching the PBT curriculum shall have a minimum of 3-5 years of bike mechanic experience or alternatively a recognized industry certification. Instructors will have the opportunity to attend a 1 week course at Barnett Bicycle Institute (BBI) if they do not meet the requirements to teach the course (At the expense of SCHS for tuition and travel costs). SCHS shall provide to PBT written confirmation of the teacher's qualifications prior to the commencement of instruction. SCHS agrees that only the PBT curriculum shall be taught and further agrees to exclusively use the PBT and Park Tool teaching manual. All instructors / teachers shall adhere to PBT's "Teacher Responsibilities", Exhibit C.

V. INSTRUCTOR / TEACHER TRAINING

PBT shall provide, at SCHS's cost and expense, to SCHS one (1) teacher training at Barnett Bicycle Institute ("BBI") located at 2725 Ore Mill Road Suite # 23, Colorado Springs, Colorado 80904. Travel and lodging costs shall be the responsibility of SCHS. In addition, PBT shall provide internet access to PBT's teaching guidelines and teaching aids for the purpose of qualifying any individual selected by SCHS to teach the PBT curriculum.

VI. INITIAL COSTS / PAYMENT SCHEDULE

~~The initial cost to SCHS shall be sixty thousand dollars and 00/100 cents ($60,000.00). Upon execution SCHS agrees to pay the sum of five thousand dollars and 00/100 cents ($5,000.00) as a non-refundable deposit. The balance of fifty five thousand dollars and 00/100 cents ($55,000.00) shall be due and payable by SCHS on or before~~ **These costs were already covered as SCHS has an existing program*

VII. MAINTENANCE COSTS / ANNUAL FEES

Commencing in the second academic year SCHS shall be responsible for the following items; annual consumables, a yearly license fee in the amount of two thousand dollars and 00/100 cents ($2,000.00) and annual student fees in the amount of fifty dollars and 00/100 cents ($50.00) per student / per year. These items shall be paid for on or before June 1st 2021.

VIII. COMMUNICATION AND TRANSPARENCY / MEETINGS

Both parties agree to communicate in a timely and responsive manner regarding all aspects of this Agreement. In this regard, both agree to deal with one another in an honest, transparent and forthright manner. The parties agree to meet

prior to the commencement of the school year. Periodic meetings shall be schedule as necessary. Further, at the conclusion of the school year the parties shall schedule a meeting for the purpose of program evaluation. Attendees for the school shall include the teacher and a school administrator (i.e. principal, vice principal).

IX. INTELLECTUAL PROPERTY:

SCHS hereby acknowledges and agrees that PBT retains all rights in and to PBT's intellectual property, including course curriculum, vendor lists and contacts, trademarks, trade secrets, student workbooks / manuals, copyrights or other intellectual property. However, PBT grants to SCHS a limited license while this Agreement is in full force and effect and provided that SCHS is not in breach of any of their obligations under the terms of this Agreement, to use PBT's intellectual property in conjunction with PBT's course. This limited license is granted only to SCHS. SCHS agrees to take all reasonable and necessary actions to protect PBT's intellectual property and shall not copy, sell, convey, distribute or otherwise deliver PBT's intellectual property to a third party without PBT's expressed written consent. PBT may furnish promotional material to SCHS from time to time. SCHS may use such materials but acknowledges and agrees that PBT retains ownership of all proprietary rights, including intellectual property rights in and to the materials.

The parties acknowledge that the provisions of this Agreement are essential for the protection of PBT and that any breach of this Agreement would cause immediate and irreparable damage to PBT, for which monetary relief would be inadequate or difficult to ascertain. Accordingly, the parties hereto agree that upon the existence of any breach or threatened breach hereof by SCHS, PBT may, without limitation of any other rights PBT may have, obtain a temporary restraining order, preliminary injunction or other form of equitable relief to enforce the provisions hereof.

X. PRESS / MEDIA

PBT will be permitted to promote the program through press releases and social media. SCHS hereby agrees to allow PBT to list SCHS on its website for promotional purposes. Further, SCHS agrees to allow PBT access to the classroom to take photographs and film instruction. In the event that SCHS desires to promote the program through print media, social media or other similar platforms SCHS shall provide PBT with the content of such information prior to dissemination for approval. SCHS agrees to submit Photo/Media waivers to PBT from each student at the beginning of the school year.

XI. TERMINATION / CANCELLATION

SCHS may cancel this Agreement prior to the classroom installation however this will result in the loss of the non-refundable deposit. SCHS is required to provide PBT written notice of their intent to terminate this Agreement on or before January 31st of the third year of the initial term of this Agreement or the Agreement will automatically renew for an additional three year term.

Upon termination or cancelation of this Agreement, SCHS shall return all teaching materials to PBT. SCHS shall stop utilizing licensed PBT teaching methods and curriculum materials. SCHS understands that they will no longer have access to PBT's online education platforms; will be required to terminate any promotional activities indicating that they are a certified PBT Program provider; terminate issuing PBT-Industry endorsed certificates to its students. Further, SCHS will no longer be able to purchase products and supplies through PBT or have access to PBT Partner apprenticeship and internship programs.

XII. NOTICE / PAYMENTS

Any notice or payment required by the terms of this Agreement shall be to the following:

Project Bike Tech
PO Box 5152
Frisco, CO 80443

Attention: Mercedes Ross

SCHS

Address

Attention: _____

XIII. MISCELLANEOUS

This instrument contains the entire agreement of the parties, and no statements, promises, or inducements made by either party or agent of either party that are not contained in this written contract shall be valid or binding. If any provision of this Agreement is held to be invalid, the parties agree that the remaining provisions shall be deemed to be in full force and effect. The parties acknowledge that they have read this Agreement and fully comprehend its meaning and that have executed this Agreement as their free and voluntary act absent duress, coercion or undue influence. In the event that any action is filed in relation to this Agreement, the prevailing party shall be entitled to recover from the other party all costs of suit to

include reasonable attorneys. It is mutually understood and agreed that this Agreement shall be governed by the laws of the State of Colorado, both as to interpretation and performance.

This contract is executed in the Summit County, State of Colorado, and the parties agree that in action relating to this contract shall be instituted and prosecuted in the courts of the County of Summit, State of Colorado, and each party waives the right to change of venue.

EXECUTED this _____ day of _____, 20___.

_____	_____
PROJECT BIKE TECH By: Mercedes Ross Executive Director	SANTA CRUZ HIGH SCHOOL By:

Exhibit A - PBT Classroom Course Equipment and Materials List

- Certificates: Industry Endorsed and Supported PBT Student Certificates

- PBT Level 1 Curriculum and all teaching aids needed to teach class
  - Access to PBT Level 1 curriculum
  - Teaching Materials
  - Student and Teacher Access to Vendor teaching platforms (Giant, Shimano, Specialized)

- Classroom set up Contents
  - 10 Student Stations with full specialty tool selection (40+items)
  - 1 Teacher Station with full specialty tool selection (60+ items)
  - 1 Full set of Shared Tools and equipment (50+ items)
  - Full inventory of consumables (for 1 Year) (30+ items)
  - 11 new “in the box” bicycles for each student and teacher station
  - 21 new helmets for each student and teacher
  - Student School Books (for 1 Year)

- Access to discounted pricing through PBT for added tools, bikes, consumables and supplies

- PBT outreach to your local community to shepherd program

- PBT assistance with funding and fundraising resources

- Consistent contact with the bicycle/outdoor industry through PBT

- Industry scholarship programs for students

- Industry job/internship availability and postings

- PBT - alumni contact and support with students after graduation
  - Alumni membership with Industry programs

Exhibit B – PBT School Guidelines

In order to assure the best possible teaching & learning environment we ask the school to provide these basic classroom features.

1. Dedicated classroom that can be locked
2. Storage room or shed that can be locked
3. Outside access (optional but beneficial)

ROOM

- Effective lighting
- Sink (nearby if not in room)
- Hand Cleaner
- Towel Dispenser and Towels
- Cloth rag cleaning service
- Washable floor (preferably not carpet)
- Push broom and dust pan
- Mop and bucket
- Cleaning supplies
- Fire Extinguisher
- Eye rinse (optional)
- Bulletin Board for posters
- PBT signs placed permanently in room
- Chromebooks or Student access to computers
- Student desks - tables
- Student chairs or stools
- Locks and doors for workbenches if necessary

Teaching Tools

- Large TV screen 32” or larger/ Projector Screen and Projector
- Audio visual set up
- Webcam for interaction with other classrooms and PBT Network
- White Board

Exhibit C – PBT Teacher Responsibilities & Best Practices

Teach PBT Approved Curriculum

- Use PBT Approved Lesson Plans
- Use PBT Approved Teacher's Manual – Park Tool
- Use PBT Approved Workbook – Park Tool
- Use PBT Approved Exams and Quizzes
- Log into teaching platform and become familiar with it
- Log into vendor teaching platforms (Giant-Specialized- Shimano)

Have Forms signed

- PBT Photo/Video Waiver singed by Parent/Guardian, shared with PBT and kept on file

PBT Certificates

- List of students who qualify for certificates needs to be sent to PBT prior to end of the school year so certificates can be printed and mailed to teacher
- Students receiving certificates must show that they possess competency in all areas listed on back of the certificate
- Teachers name and signature are displayed on the certificate

Students

- Facilitate projects (bike builds) with students
- Facilitate Internships and Apprenticeships with retailers and business in the community
- Facilitate Teacher Assistants (if applicable)
- Interview students throughout the year on video and progress (short is fine)
- Take group class picture every class and submit to PBT

Student recruitment

- Participate in promoting the program in the school
- Promote students participating with parent groups

Social Media

- In accordance with any existing school social media policies in place
- Create a Facebook/Instagram page for the classroom
- Update 2 times a month more if possible
- Relate student success stories with pictures of projects and videos Monthly
- Encourage students to contribute to the social media Campaign with Twitter - Instagram – Facebook and allow PBT National Office to re-post to main PBT Page

Bike Community and Retailers

- Local Retailers
    - Establish a main retail sponsor
    - Communicate with all local retailers
    - Participate in 2 events a year with retailer (i.e. Fundraising Events, Volunteer Opportunities, Guest Speaking etc.)
    - Schedule 1-2 field trips a year to retailer
    - Have retailer come and speak 2 times a year
- Bicycle Guest Speakers - Schedule 2-4 a year
    - Someone from the Bike industry and speak to your students
    - Photograph/Video and share with PBT

Classroom

- Assist with classroom set up
    - Provide Photos of classroom at beginning and end of year
- Inform / Report PBT shared use of classroom
- Keep all flammable liquids in cabinet
- Follow safe classroom regulations
- All students must wear safety glasses
- Repairs
    - When repairing bikes always use a liability waiver tag, this needs to be signed by the customer whether charged for repair or not

Inventory's

- Inventory of your classroom two times a year
- Teacher and Student Benches
    - Beginning inventory
    - End of year inventory – Order sent to PBT for re-stocking
- Bike Inventory
    - Bikes can be sold at end of year through Bicycle Blue Book.com to avoid taking any business from local retailers.
    - New Bike - end of year order
- Consumables Inventory
    - End/beginning of year re-supply order

Training- New technology

- Participate in available training in order to meet new technology standards

AGREEMENT FOR IMPLEMENTATION OF PROJECT BIKE TECH EDUCATIONAL PROGRAM

This Agreement for Services ("Agreement") is entered into this _____ day of _____, 2020 by and between PROJECT BIKE TECH (hereinafter "PBT") whose address is 719 Ten Mile Drive. Suite F, Frisco, Colorado 80443 and Soquel High School (hereinafter "SHS") whose address is 401 Old San Jose Road, Santa Cruz, CA 95073. The parties hereto agree as follows:

RECITALS

WHEREAS, PBT has developed an educational curriculum teaching students the skills necessary to be a bike technician, creating career opportunities through bicycle education;

WHEREAS, SHS desires to implement and offer PBT's, Bike Tech in School course and curriculum to interested students at SHS.

In consideration of the mutual covenants, conditions, obligations and promises set forth below the parties agree as follows;

I. TERM:

The initial term of this Agreement shall be for three academic years commencing Fall of 2021 and ending Fall of 2024. This agreement will renew automatically for an additional three years unless SHS gives PBT written notice of termination to PBT by January 31, 2024.

II. MATERIALS TO BE PROVIDED BY PBT

Upon the execution of this Agreement by both parties and payment of the deposit by SHS to PBT as identified in Section VI, below, PBT shall deliver to SHS within ten business days, a course equipment and materials list in substantial conformity with the attached Exhibit A.

III. DEDICATED CLASSROOM REQUIREMENTS

SHS shall provide a dedicated permanent classroom for the term of this Agreement which is capable of housing at least 10 student stations, 1 teacher station, 11 bikes as well as all materials needed to teach the class. SHS agrees to post in the classroom industry and vendor signage, PBT signage and promotional materials, safety posters and any other material required by PBT. In addition, SHS shall utilize

the student and teacher stations in accordance with PBT guidelines, Exhibit B.

IV. INSTRUCTOR / TEACHER QUALIFICATIONS / CURRICULUM

Any individual teaching the PBT curriculum shall have a minimum of 3-5 years of bike mechanic experience or alternatively a recognized industry certification. Instructors will have the opportunity to attend a 1 week course at Barnett Bicycle Institute (BBI) if they do not meet the requirements to teach the course (At the expense of SHS for tuition and travel costs). SHS shall provide to PBT written confirmation of the teacher's qualifications prior to the commencement of instruction. SHS agrees that only the PBT curriculum shall be taught and further agrees to exclusively use the PBT and Park Tool teaching manual. All instructors / teachers shall adhere to PBT's "Teacher Responsibilities", Exhibit C.

V. INSTRUCTOR / TEACHER TRAINING

PBT shall provide, at SHS's cost and expense, to SHS one (1) teacher training at Barnett Bicycle Institute ("BBI") located at 2725 Ore Mill Road Suite # 23, Colorado Springs, Colorado 80904. Travel and lodging costs shall be the responsibility of SHS. In addition, PBT shall provide internet access to PBT's teaching guidelines and teaching aids for the purpose of qualifying any individual selected by SHS to teach the PBT curriculum.

VI. INITIAL COSTS / PAYMENT SCHEDULE

~~The initial cost to SHS shall be sixty thousand dollars and 00/100 cents ($60,000.00). Upon execution SHS agrees to pay the sum of five thousand dollars and 00/100 cents ($5,000.00) as a non-refundable deposit. The balance of fifty five thousand dollars and 00/100 cents ($55,000.00) shall be due and payable by SHS on or before~~ **These costs were already covered as SHS has an existing program*

VII. MAINTENANCE COSTS / ANNUAL FEES

Commencing in the second academic year SHS shall be responsible for the following items; annual consumables, a yearly license fee in the amount of two thousand dollars and 00/100 cents ($2,000.00) and annual student fees in the amount of fifty dollars and 00/100 cents ($50.00) per student / per year. These items shall be paid for on or before June 1st 2021.

VIII. COMMUNICATION AND TRANSPARENCY / MEETINGS

Both parties agree to communicate in a timely and responsive manner regarding all aspects of this Agreement. In this regard, both agree to deal with one another in an honest, transparent and forthright manner. The parties agree to meet

prior to the commencement of the school year. Periodic meetings shall be schedule as necessary. Further, at the conclusion of the school year the parties shall schedule a meeting for the purpose of program evaluation. Attendees for the school shall include the teacher and a school administrator (i.e. principal, vice principal).

IX. INTELLECTUAL PROPERTY:

SHS hereby acknowledges and agrees that PBT retains all rights in and to PBT's intellectual property, including course curriculum, vendor lists and contacts, trademarks, trade secrets, student workbooks / manuals, copyrights or other intellectual property. However, PBT grants to SHS a limited license while this Agreement is in full force and effect and provided that SHS is not in breach of any of their obligations under the terms of this Agreement, to use PBT's intellectual property in conjunction with PBT's course. This limited license is granted only to SHS. SHS agrees to take all reasonable and necessary actions to protect PBT's intellectual property and shall not copy, sell, convey, distribute or otherwise deliver PBT's intellectual property to a third party without PBT's expressed written consent. PBT may furnish promotional material to SHS from time to time. SHS may use such materials but acknowledges and agrees that PBT retains ownership of all proprietary rights, including intellectual property rights in and to the materials.

The parties acknowledge that the provisions of this Agreement are essential for the protection of PBT and that any breach of this Agreement would cause immediate and irreparable damage to PBT, for which monetary relief would be inadequate or difficult to ascertain. Accordingly, the parties hereto agree that upon the existence of any breach or threatened breach hereof by SHS, PBT may, without limitation of any other rights PBT may have, obtain a temporary restraining order, preliminary injunction or other form of equitable relief to enforce the provisions hereof.

X. PRESS / MEDIA

PBT will be permitted to promote the program through press releases and social media. SHS hereby agrees to allow PBT to list SHS on its website for promotional purposes. Further, SHS agrees to allow PBT access to the classroom to take photographs and film instruction. In the event that SHS desires to promote the program through print media, social media or other similar platforms SHS shall provide PBT with the content of such information prior to dissemination for approval. SHS agrees to submit Photo/Media waivers to PBT from each student at the beginning of the school year.

XI. TERMINATION / CANCELLATION

SHS may cancel this Agreement prior to the classroom installation however this will result in the loss of the non-refundable deposit. SHS is required to provide PBT written notice of their intent to terminate this Agreement on or before January 31st of the third year of the initial term of this Agreement or the Agreement will automatically renew for an additional three year term.

Upon termination or cancelation of this Agreement, SHS shall return all teaching materials to PBT. SHS shall stop utilizing licensed PBT teaching methods and curriculum materials. SHS understands that they will no longer have access to PBT's online education platforms; will be required to terminate any promotional activities indicating that they are a certified PBT Program provider; terminate issuing PBT-Industry endorsed certificates to its students. Further, SHS will no longer be able to purchase products and supplies through PBT or have access to PBT Partner apprenticeship and internship programs.

XII. NOTICE / PAYMENTS

Any notice or payment required by the terms of this Agreement shall be to the following:

Project Bike Tech
PO Box 5152
Frisco, CO 80443

Attention: Mercedes Ross

SHS

Address

Attention: _____

XIII. MISCELLANEOUS

This instrument contains the entire agreement of the parties, and no statements, promises, or inducements made by either party or agent of either party that are not contained in this written contract shall be valid or binding. If any provision of this Agreement is held to be invalid, the parties agree that the remaining provisions shall be deemed to be in full force and effect. The parties acknowledge that they have read this Agreement and fully comprehend its meaning and that have executed this Agreement as their free and voluntary act absent duress, coercion or undue influence. In the event that any action is filed in relation to this Agreement, the prevailing party shall be entitled to recover from the other party all costs of suit to

include reasonable attorneys. It is mutually understood and agreed that this Agreement shall be governed by the laws of the State of Colorado, both as to interpretation and performance.

This contract is executed in the Summit County, State of Colorado, and the parties agree that in action relating to this contract shall be instituted and prosecuted in the courts of the County of Summit, State of Colorado, and each party waives the right to change of venue.

EXECUTED this _____ day of _____, 20___.

_____	_____
PROJECT BIKE TECH By: Mercedes Ross Executive Director	SOQUEL HIGH SCHOOL By:

Exhibit A - PBT Classroom Course Equipment and Materials List

- Certificates: Industry Endorsed and Supported PBT Student Certificates

- PBT Level 1 Curriculum and all teaching aids needed to teach class
  - Access to PBT Level 1 curriculum
  - Teaching Materials
  - Student and Teacher Access to Vendor teaching platforms (Giant, Shimano, Specialized)

- Classroom set up Contents
  - 10 Student Stations with full specialty tool selection (40+items)
  - 1 Teacher Station with full specialty tool selection (60+ items)
  - 1 Full set of Shared Tools and equipment (50+ items)
  - Full inventory of consumables (for 1 Year) (30+ items)
  - 11 new “in the box” bicycles for each student and teacher station
  - 21 new helmets for each student and teacher
  - Student School Books (for 1 Year)

- Access to discounted pricing through PBT for added tools, bikes, consumables and supplies

- PBT outreach to your local community to shepherd program

- PBT assistance with funding and fundraising resources

- Consistent contact with the bicycle/outdoor industry through PBT

- Industry scholarship programs for students

- Industry job/internship availability and postings

- PBT - alumni contact and support with students after graduation
  - Alumni membership with Industry programs

Exhibit B – PBT School Guidelines

In order to assure the best possible teaching & learning environment we ask the school to provide these basic classroom features.

1. Dedicated classroom that can be locked
2. Storage room or shed that can be locked
3. Outside access (optional but beneficial)

ROOM

- Effective lighting
- Sink (nearby if not in room)
- Hand Cleaner
- Towel Dispenser and Towels
- Cloth rag cleaning service
- Washable floor (preferably not carpet)
- Push broom and dust pan
- Mop and bucket
- Cleaning supplies
- Fire Extinguisher
- Eye rinse (optional)
- Bulletin Board for posters
- PBT signs placed permanently in room
- Chromebooks or Student access to computers
- Student desks - tables
- Student chairs or stools
- Locks and doors for workbenches if necessary

Teaching Tools

- Large TV screen 32” or larger/ Projector Screen and Projector
- Audio visual set up
- Webcam for interaction with other classrooms and PBT Network
- White Board

Exhibit C – PBT Teacher Responsibilities & Best Practices

Teach PBT Approved Curriculum

- Use PBT Approved Lesson Plans
- Use PBT Approved Teacher's Manual – Park Tool
- Use PBT Approved Workbook – Park Tool
- Use PBT Approved Exams and Quizzes
- Log into teaching platform and become familiar with it
- Log into vendor teaching platforms (Giant-Specialized- Shimano)

Have Forms signed

- PBT Photo/Video Waiver singed by Parent/Guardian, shared with PBT and kept on file

PBT Certificates

- List of students who qualify for certificates needs to be sent to PBT prior to end of the school year so certificates can be printed and mailed to teacher
- Students receiving certificates must show that they possess competency in all areas listed on back of the certificate
- Teachers name and signature are displayed on the certificate

Students

- Facilitate projects (bike builds) with students
- Facilitate Internships and Apprenticeships with retailers and business in the community
- Facilitate Teacher Assistants (if applicable)
- Interview students throughout the year on video and progress (short is fine)
- Take group class picture every class and submit to PBT

Student recruitment

- Participate in promoting the program in the school
- Promote students participating with parent groups

Social Media

- In accordance with any existing school social media policies in place
- Create a Facebook/Instagram page for the classroom
- Update 2 times a month more if possible
- Relate student success stories with pictures of projects and videos Monthly
- Encourage students to contribute to the social media Campaign with Twitter - Instagram – Facebook and allow PBT National Office to re-post to main PBT Page

Bike Community and Retailers

- Local Retailers
    - Establish a main retail sponsor
    - Communicate with all local retailers
    - Participate in 2 events a year with retailer (i.e. Fundraising Events, Volunteer Opportunities, Guest Speaking etc.)
    - Schedule 1-2 field trips a year to retailer
    - Have retailer come and speak 2 times a year
- Bicycle Guest Speakers - Schedule 2-4 a year
    - Someone from the Bike industry and speak to your students
    - Photograph/Video and share with PBT

Classroom

- Assist with classroom set up
    - Provide Photos of classroom at beginning and end of year
- Inform / Report PBT shared use of classroom
- Keep all flammable liquids in cabinet
- Follow safe classroom regulations
- All students must wear safety glasses
- Repairs
    - When repairing bikes always use a liability waiver tag, this needs to be signed by the customer whether charged for repair or not

Inventory's

- Inventory of your classroom two times a year
- Teacher and Student Benches
    - Beginning inventory
    - End of year inventory – Order sent to PBT for re-stocking
- Bike Inventory
    - Bikes can be sold at end of year through Bicycle Blue Book.com to avoid taking any business from local retailers.
    - New Bike - end of year order
- Consumables Inventory
    - End/beginning of year re-supply order

Training- New technology

- Participate in available training in order to meet new technology standards

SANTA CRUZ CITY SCHOOL DISTRICT

AGENDA ITEM: EdPuzzle Contract Renewal

MEETING DATE: June 16, 2021

FROM: Dorothy Coito, Assistant Superintendent of Educational Services

THROUGH: Kris Munro, Superintendent

RECOMMENDATION:
Approve the attached agreement for EdPuzzle.

BACKGROUND:
EdPuzzle allows teachers to easily integrate video clips into any lesson in three easy steps:

- Upload a teacher's own or re-use a video lesson created by another teacher
- Edit the video to create a lesson
- Record the teacher's voice add personalization, and hold students accountable by embedding questions in the video

EdPuzzle is a tool that secondary schools purchased during distance learning, and when surveyed, EdPuzzle was one of the top digital programs that teachers desired to continue to use in the 21-22 school year, as they found that it greatly enhanced their lessons and assignments.

FISCAL IMPACT:
Total Cost: $6,230 SB86 (Restricted)

This work is in direct support of the following District goals and their corresponding metrics:

Goal #1**:** All SCCS students will be prepared to successfully access post-secondary college and career opportunities.
Goal #3**:** We will eliminate the achievement gaps that currently exist between demographic groups within the SCCS student community.

PO BOX 446
SAN FRANCISCO, CA 94104-0446
UNITED STATES

Bill To Name	Santa Cruz City Schools	Quote Number	00029012
Bill To	133 Mission Street Suite 100 Santa Cruz, CA 95060 US	Created Date	5/24/2021
		Expiration Date	7/31/2021
		Prepared By	Carl Tewell
Contact Name	Julia Hodges	Email	carl@edpuzzle.com
Email	juliahodges@sccs.net		

Product	Period	Sales Price	Quantity	Total Price
Pro District	1 year	$6,230.00	1.00	$6,230.00

Subtotal	$6,230.00
Total Price	$6,230.00
Grand Total	$6,230.00

Pricing is prorated to credit back the existing contracts at Branciforte High, Soquel High, and Santa Cruz High.

Branciforte Middle School
Harbor High School
Mission Hill Middle School
Santa Cruz High School
Soquel High School
Branciforte Small Schools (Charged as one school due to small sizes)*
*Costanoa High School
*ARK Independent Study
*Alternative Family Education

FAQ's

Does Edpuzzle accept purchase orders?
Yes, we do! This quote can be used to generate a PO. If you need any other information or would prefer a credit card payment instead just let us know. We will get you set up with Pro within 24h of receiving the order.

What payment methods does Edpuzzle accept?
We accept credit card payments, checks, and direct deposits (wire transfers).

Can we use next year's funds this school year?
Yes! Send us your PO by June 30th and we can invoice you in July so that you can use next year's funds to purchase at this year's rates.

Terms & Conditions

(1) All spots from the license will expire at the end of the term, regardless utilization or use. (2) Each spot is assigned to one teacher and cannot be replaced by another teacher on a general basis. (3) The general rules of copyright and license ownership will apply in case of a teacher leaving the School or District, regarding the video-content he or she has generated. (4) This agreement will automatically renew at the end of each term for a further term of 1 year unless either party gives the other written notice of termination at least 30 days prior to the end of the relevant term.

Form **W-9**
(Rev. October 2018)
Department of the Treasury
Internal Revenue Service

Request for Taxpayer Identification Number and Certification

▶ Go to *www.irs.gov/FormW9* for instructions and the latest information.

Give Form to the requester. Do not send to the IRS.

Print or type. See **Specific Instructions** on page 3.

1 Name (as shown on your income tax return). Name is required on this line; do not leave this line blank.
Edpuzzle, Inc.

2 Business name/disregarded entity name, if different from above

3 Check appropriate box for federal tax classification of the person whose name is entered on line 1. Check only **one** of the following seven boxes.

☐ Individual/sole proprietor or single-member LLC ☑ C Corporation ☐ S Corporation ☐ Partnership ☐ Trust/estate

☐ Limited liability company. Enter the tax classification (C=C corporation, S=S corporation, P=Partnership) ▶ _____

Note: Check the appropriate box in the line above for the tax classification of the single-member owner. Do not check LLC if the LLC is classified as a single-member LLC that is disregarded from the owner unless the owner of the LLC is another LLC that is **not** disregarded from the owner for U.S. federal tax purposes. Otherwise, a single-member LLC that is disregarded from the owner should check the appropriate box for the tax classification of its owner.

☐ Other (see instructions) ▶

4 Exemptions (codes apply only to certain entities, not individuals; see instructions on page 3):

Exempt payee code (if any) _____

Exemption from FATCA reporting code (if any) _____

(Applies to accounts maintained outside the U.S.)

5 Address (number, street, and apt. or suite no.) See instructions.
PO BOX 446

Requester's name and address (optional)

6 City, state, and ZIP code
SAN FRANCISCO, CA, 94104-0446

7 List account number(s) here (optional)

Part I Taxpayer Identification Number (TIN)

Enter your TIN in the appropriate box. The TIN provided must match the name given on line 1 to avoid backup withholding. For individuals, this is generally your social security number (SSN). However, for a resident alien, sole proprietor, or disregarded entity, see the instructions for Part I, later. For other entities, it is your employer identification number (EIN). If you do not have a number, see *How to get a TIN,* later.

Note: If the account is in more than one name, see the instructions for line 1. Also see *What Name and Number To Give the Requester* for guidelines on whose number to enter.

Social security number
☐☐☐ – ☐☐ – ☐☐☐☐

or

Employer identification number
6 8 – 0 6 8 3 3 9 0

Part II Certification

Under penalties of perjury, I certify that:

1. The number shown on this form is my correct taxpayer identification number (or I am waiting for a number to be issued to me); and
2. I am not subject to backup withholding because: (a) I am exempt from backup withholding, or (b) I have not been notified by the Internal Revenue Service (IRS) that I am subject to backup withholding as a result of a failure to report all interest or dividends, or (c) the IRS has notified me that I am no longer subject to backup withholding; and
3. I am a U.S. citizen or other U.S. person (defined below); and
4. The FATCA code(s) entered on this form (if any) indicating that I am exempt from FATCA reporting is correct.

Certification instructions. You must cross out item 2 above if you have been notified by the IRS that you are currently subject to backup withholding because you have failed to report all interest and dividends on your tax return. For real estate transactions, item 2 does not apply. For mortgage interest paid, acquisition or abandonment of secured property, cancellation of debt, contributions to an individual retirement arrangement (IRA), and generally, payments other than interest and dividends, you are not required to sign the certification, but you must provide your correct TIN. See the instructions for Part II, later.

Sign Here **Signature of U.S. person ▶** **Date ▶** 12/01/2020

General Instructions

Section references are to the Internal Revenue Code unless otherwise noted.

Future developments. For the latest information about developments related to Form W-9 and its instructions, such as legislation enacted after they were published, go to *www.irs.gov/FormW9.*

Purpose of Form

An individual or entity (Form W-9 requester) who is required to file an information return with the IRS must obtain your correct taxpayer identification number (TIN) which may be your social security number (SSN), individual taxpayer identification number (ITIN), adoption taxpayer identification number (ATIN), or employer identification number (EIN), to report on an information return the amount paid to you, or other amount reportable on an information return. Examples of information returns include, but are not limited to, the following.

- Form 1099-INT (interest earned or paid)
- Form 1099-DIV (dividends, including those from stocks or mutual funds)
- Form 1099-MISC (various types of income, prizes, awards, or gross proceeds)
- Form 1099-B (stock or mutual fund sales and certain other transactions by brokers)
- Form 1099-S (proceeds from real estate transactions)
- Form 1099-K (merchant card and third party network transactions)
- Form 1098 (home mortgage interest), 1098-E (student loan interest), 1098-T (tuition)
- Form 1099-C (canceled debt)
- Form 1099-A (acquisition or abandonment of secured property)

Use Form W-9 only if you are a U.S. person (including a resident alien), to provide your correct TIN.

If you do not return Form W-9 to the requester with a TIN, you might be subject to backup withholding. See What is backup withholding, *later.*

SANTA CRUZ CITY SCHOOL DISTRICT

AGENDA ITEM: Branciforte Small Schools & Harbor High School History Social Science Curriculum Purchases

MEETING DATE: June 16, 2021

FROM: Dorothy Cotio, Assistant Superintendent of Educational Services

THROUGH: Kris Munro, Superintendent

RECOMMENDATION:
Approve the purchase of McGraw Hill IMPACT!, a California History Framework aligned History Social Science curriculum, as Harbor High's Government and Economics History Social Science curriculum.

Approve the purchase of National Geographic and McGraw Hill IMPACT!, both California History Framework aligned History Social Science curriculums, as the Branciforte Small Schools' History Social Science curriculum.

BACKGROUND:
In March and May of 2021, the Santa Cruz City Schools Board of Trustees approved an updated History Social Science curriculum for the comprehensive middle schools (National Geographic for 6th & 7th grades, McGraw Hill IMPACT! for 8th grade) and Santa Cruz High and Soquel High (McGraw Hill IMPACT!). Harbor was not yet ready to make a determination on their History Social Science curriculum because they needed to ensure that the curriculum they chose met International Baccalaureate (IB) curriculum requirements. Harbor High is now ready to move forward with the same Government and Economics curriculum as our other comprehensive high schools, McGraw Hill IMPACT!, as it was determined that this curriculum does in fact meet the IB curriculum requirements.

Additionally, the Branciforte Small Schools' secondary programs (Alternative Family Education, Ark, & Costanoa) all would like to adopt both the middle and high school comprehensive History Social Science curriculums previously approved by the Santa Cruz City Schools Board of Trustees. National Geographic curriculum is the newly adopted 6th and 7th grade History Social Science curriculum and again, McGraw Hill IMPACT! is the newly adopted 8th and high school course History Social Science curriculum.

Implementation Evaluation & Evaluation of Impact on Students
Upon board approval, teachers at Harbor and Branciforte Small Schools will be part of the formal implementation of McGraw Hill's IMPACT! and National Geographic's history curriculums during the 2021-22 school year. Teachers will be trained in the curriculum in August and will be provided with opportunities for additional California Framework focused

professional development and will participate in facilitated course-like collaboration by our History Social Science Teacher on Special Assignment (TOSA) throughout the school year. During this collaboration, teachers will discuss the strengths of the curriculum as well as where additional curricular and/or instructional supports are needed.

Teachers will also participate in determining district common assessments for each middle and high school history social science course of study. This student assessment data will be used to help determine the impact of this curriculum on students. Additionally, a student survey will be developed and administered to students mid-year to provide student feedback to teachers and administrators regarding the impact and effectiveness of the curriculum.

FISCAL IMPACT:
The following LCFF Base funds (Unrestricted) are funds designated for the purchase of History Social Science Curriculum in the original district Curriculum Master Plan.

Below is the cost estimate for an 8 year implementation of the McGraw Hill Government and Economics History Social Science Curriculum for Harbor High.

$35,313.00	**Harbor High:** **Principles of Economics & American Democracy** ● 150 Digital Student Accounts - 8 year subscription ● 150 Print Student Textbooks ● 150 Interactive Print Journals (consumables) - 8 year subscription ● 150 Digital Accounts & Print Teacher Edition Textbooks ● 5 Teacher Assessment Tools & Materials - Digital & Print
$0	**Shipping & Handling**
$3,266.45	**Estimated Tax**
$38,579.45	**Total Estimated Cost for Harbor High Econ & Government curriculum** LCFF Base (Unrestricted)

Below are the cost estimates for an 8 year implementation of the National Geographic & McGraw Hill History Social Science Curriculum for the Branciforte Small Schools.

$1,246.50	**6th Grade: National Geographic *Ancient Civilizations* Curriculum** ● 4 Digital Student Accounts - 8 year subscription ● 4 Print Student Textbooks (245 for class sets)

	● 4 Interactive Print Journals (consumables) - 8 year subscription ● 2 Digital Accounts & Print Teacher Edition Textbooks ● 2 Teacher Assessment Tools & Materials - Digital & Print
$1,338.50	**7th Grade: National Geographic *Medieval and Early Modern Times* Curriculum** ● 4 Digital Student Accounts - 8 year subscription ● 4 Print Student Textbooks (210 for class sets) ● 4 Interactive Print Journals (consumables) - 8 year subscription ● 2 Digital Accounts & Print Teacher Edition Textbooks ● 2 Teacher Assessment Tools & Materials - Digital & Print
$616.32	**Branciforte Small Schools: Grade 8 - US History** ● 9 Digital Student Accounts - 8 year subscription ● 9 Print Student Textbooks (210 for class sets) ● 9 Interactive Print Journals (consumables) - 8 year subscription ● 6 Digital Accounts & Print Teacher Edition Textbooks ● 5 Teacher Assessment Tools & Materials - Digital & Print ● 5 Teacher subscriptions to Digital Current Event platform "Sync Blasts" - 8 year subscription
$1,444.50	**Branciforte Small Schools: US History Curriculum** ● 9 Digital Student Accounts - 8 year subscription ● 9 Print Student Textbooks (140 for class sets) ● 4 Interactive Print Journals (consumables) - 8 year subscription ● 2 Digital Accounts & Print Teacher Edition Textbooks ● 2 Teacher Assessment Tools & Materials - Digital & Print ● 2 Teacher subscriptions to Digital Current Event platform "Sync Blasts" - 8 year subscription
$1,444.50	**Branciforte Small Schools: Government Curriculum** ● 9 Digital Student Accounts - 8 year subscription ● 9 Print Student Textbooks (175 for class sets) ● 9 Interactive Print Journals (consumables) - 8 year subscription ● 5 Digital Accounts & Print Teacher Edition Textbooks ● 5 Teacher Assessment Tools & Materials - Digital & Print ● 5 Teacher subscriptions to Digital Current Event platform "Sync Blasts" - 8 year subscription
$2,600.10	**Branciforte Small Schools: Economics Curriculum** ● 9 Digital Student Accounts - 8 year subscription ● 9 Print Student Textbooks (175 for class sets) ● 9 Interactive Print Journals (consumables) - 8 year subscription ● 5 Digital Accounts & Print Teacher Edition Textbooks

	● 5 Teacher Assessment Tools & Materials - Digital & Print ● 5 Teacher subscriptions to Digital Current Event platform "Sync Blasts" - 8 year subscription
$0	**Shipping & Handling**
$802.14	**Estimated Tax**
$8,690.42	**Total Estimated Cost** LCFF Base (Unrestricted)

This work is in direct support of the following District goals and their corresponding metrics:

Goal #1: All Santa Cruz City Schools students will be prepared to successfully access post-secondary college and career opportunities.
Goal #3: We will eliminate the achievement gaps that currently exist between demographic groups within the SCCS student community.
Goal #4: We will develop a highly collaborative, professional culture focused on supporting effective teaching.
Goal #5: SCCS will maintain a balanced budget and efficient and effective management.

Because learning changes everything.

QUOTE PREPARED FOR:

Branciforte Small Schools
840 N Branciforte Ave
SANTA CRUZ, CA 95062
ACCOUNT NUMBER: 160215

SUBSCRIPTION/DIGITAL CONTACT:

CONTACT:

SALES REP INFORMATION:

Will Marshall
will.marshall@mheducation.com

Section Summary	Value of All Materials	Free Materials	Product Subtotal
CA Impact Grade 8 - United States History & Geography: Growth & Conflict	$1,811.52	($1,195.20)	$616.32
CA Impact Grade 10 World History	$4,359.85	($2,915.35)	$1,444.50
CA Impact Grade 11 US History	$4,359.85	($2,915.35)	$1,444.50
CA Impact Grade 12 Principles of American Democracy & Economics	$8,677.00	($6,076.90)	$2,600.10
PRODUCT TOTAL*	$19,208.22	($13,102.80)	$6,105.42
ESTIMATED S&H**			$0.00
ESTIMATED TAX**			$564.76
GRAND TOTAL*			$6,670.18

* Price firm for 45 days from quote date. Price quote must be attached to school purchase order to receive the quoted price and free materials.

**Shipping and handling charges shown are only estimates. Actual shipping and handling charges will be applied at time of order. Taxes shown are only estimates. If applicable, actual tax charges will be applied at time of order.

Comments:

PLEASE INCLUDE THIS PROPOSAL WITH YOUR PURCHASE ORDER

SEND ORDER TO: McGraw Hill LLC | PO Box 182605 | Columbus, OH 43218-2605
Email: orders_mhe@mheducation.com | Phone: 1-800-780-0246 | Fax: 1-866-513-8081

QUOTE DATE: 05/19/2021 ACCOUNT NAME: Branciforte Small Schools EXPIRATION DATE: 07/03/2021
QUOTE NUMBER: MPOST-05192021-016 ACCOUNT #: 160215 PAGE #: 1

Because learning changes everything.

Product Description	ISBN	Qty	Unit Price	Free Materials	Line Subtotal
CA Impact Grade 8 - United States History & Geography: Growth & Conflict					
Student Resources					
IMPACT CA G8 CMP DGTL/PRNT SE BNDL WITH STUDYSYNC BLASTS 8YR SUB US HISTGEOG GC	978-0-07-684996-3	4	$154.08	$0.00	$616.32
			Student Resources Subtotal:	**$0.00**	**$616.32**
Teacher Resources					

IMPACT CALIFORNIA G8 TEACHER EDITION US HIST & GEOG GROWTH & CONFLICT	978-0-07-675570-7	2	$137.45	$274.90	*Free Materials
IMPACT CALIFORNIA G8 CHPTR TSTS & LESSON QUIZ US HIST & GEOG GROWTH & CONFLICT	978-0-07-906343-4	2	$27.48	$54.96	*Free Materials
IMPACT CALIFORNIA G8 ONLINE TEACHER ED 8 YR SUB US HIST GEOG GROWTH & CONFLICT	978-0-07-675567-7	2	$407.67	$815.34	*Free Materials
SOCIAL STUDIES STUDYSYNC CALIFORNIA BLASTS ADD-ON TEACHER 8 YR SUB (CONNECT2)	978-0-07-691168-4	2	$25.00	$50.00	*Free Materials
			Teacher Resources Subtotal:	**$1,195.20**	**$0.00**
			CA Impact Grade 8 - United States History & Geography: Growth & Conflict Subtotal:	**$1,195.20**	**$616.32**
CA Impact Grade 10 World History					
Student Resources					
IMPACT CA G10 CMP DGTL/PRNT SE BNDL W/STDYSYNCBLASTS 8YRSUBWRLDHISTCULTREGEOGMW	978-0-07-685015-0	9	$160.50	$0.00	$1,444.50
			Student Resources Subtotal:	**$0.00**	**$1,444.50**
Teacher Resources					
IMPACT CALIFORNIA G10 TEACHER EDITION WORLD HISTORY CULTURE & GEOGRAPHY	978-0-07-675578-3	5	$149.30	$746.50	*Free Materials
IMPACT CALIFORNIA G10 CHPTR TSTS & LESSN QUIZZ WRLD HIST CULTRE&GEOGTHE MDRNWRLD	978-0-07-906373-1	5	$27.77	$138.85	*Free Materials
IMPACT CALIFORNIA G10 ONLINE TE 8 YR SUBSC WORLD HISTORY CULTURE & GEOGRAPHY	978-0-07-675575-2	5	$381.00	$1,905.00	*Free Materials
SOCIAL STUDIES STUDYSYNC CALIFORNIA BLASTS ADD-ON TEACHER 8 YR SUB (CONNECT2)	978-0-07-691168-4	5	$25.00	$125.00	*Free Materials
			Teacher Resources Subtotal:	**$2,915.35**	**$0.00**
			CA Impact Grade 10 World History Subtotal:	**$2,915.35**	**$1,444.50**

PLEASE INCLUDE THIS PROPOSAL WITH YOUR PURCHASE ORDER

SEND ORDER TO: McGraw Hill LLC | PO Box 182605 | Columbus, OH 43218-2605
Email: orders_mhe@mheducation.com | Phone: 1-800-780-0246 | Fax: 1-866-513-8081

QUOTE DATE: 05/19/2021 ACCOUNT NAME: Branciforte Small Schools EXPIRATION DATE: 07/03/2021
QUOTE NUMBER: MPOST-05192021-016 ACCOUNT #: 160215 PAGE #: 2

Because learning changes everything.

Product Description	ISBN	Qty	Unit Price	Free Materials	Line Subtotal
CA Impact Grade 11 US History					
Student Resources					
IMPACT CA G11 CMP DGTL/PRNT SE BNDL WITH STUDYSYNC BLASTS 8YRSUB US HISTGEOG CC	978-0-07-685025-9	9	$160.50	$0.00	$1,444.50
			Student Resources Subtotal:	**$0.00**	**$1,444.50**
Teacher Resources					
IMPACT CALIFORNIA G11 TEACHER EDITION UNITED STATES HISTORY & GEOGRAPHY	978-0-07-675583-7	5	$149.30	$746.50	*Free Materials
IMPACT CALIFORNIA G11 CHAPTER TESTS AND LESSON QUIZZES US HISTORY & GEOGRAPHY	978-0-07-906379-3	5	$27.77	$138.85	*Free Materials
IMPACT CALIFORNIA G11 ONLINE TE 8 YR SUBSC UNITED STATES HISTORY & GEOGRAPHY	978-0-07-675581-3	5	$381.00	$1,905.00	*Free Materials
SOCIAL STUDIES STUDYSYNC CALIFORNIA BLASTS ADD-ON TEACHER 8 YR SUB (CONNECT2)	978-0-07-691168-4	5	$25.00	$125.00	*Free Materials
			Teacher Resources Subtotal:	**$2,915.35**	**$0.00**
			CA Impact Grade 11 US History Subtotal:	**$2,915.35**	**$1,444.50**
CA Impact Grade 12 Principles of American Democracy & Economics					
Student Resources					
IMPACT CA G12 CMBND COMPLETE DGTL&PRNT SE WSTDSYNBLST 8YR BND PRNCAMDMC&PRNCECON	978-0-07-693973-2	9	$288.90	$0.00	$2,600.10
			Student Resources Subtotal:	**$0.00**	**$2,600.10**
Teacher Resources					
IMPACT CALIFORNIA G12 TEACHER EDITION PRINCIPLES OF	978-0-07-675560-8	5	$149.30	$746.50	*Free Materials

AMERICAN DEMOCRACY	978-0-07-675560-8	5	$149.30	$746.50	*Free Materials
IMPACT CALIFORNIA G12 CHPTR TSTS & LESSON QUIZZES PRINCPLS OF AMERICAN DEMOCRACY	978-0-07-906383-0	5	$52.39	$261.95	*Free Materials
IMPACT CALIFORNIA G12 ONLINE TE 8 YR SUBSC PRINCIPLES OF AMERICAN DEMOCRACY	978-0-07-675565-3	5	$381.00	$1,905.00	*Free Materials
SOCIAL STUDIES STUDYSYNC CALIFORNIA BLASTS ADD-ON TEACHER 8 YR SUB (CONNECT2)	978-0-07-691168-4	5	$25.00	$125.00	*Free Materials
IMPACT CALIFORNIA G12 TEACHER EDITION PRINCIPLES OF ECONOMICS	978-0-07-675557-8	5	$149.30	$746.50	*Free Materials
IMPACT CALIFORNIA G12 CHAPTER TESTS AND LESSON QUIZZES PRINCIPLES OF ECONOMICS	978-0-07-906380-9	5	$52.39	$261.95	*Free Materials
IMPACT CALIFORNIA G12 ONLINE TEACHER EDITION 8 YR SUBSC PRINCIPLES OF ECONOMICS	978-0-07-675558-5	5	$381.00	$1,905.00	*Free Materials
SOCIAL STUDIES STUDYSYNC CALIFORNIA BLASTS ADD-ON TEACHER 8 YR SUB (CONNECT2)	978-0-07-691168-4	5	$25.00	$125.00	*Free Materials
			Teacher Resources Subtotal:	**$6,076.90**	**$0.00**
			CA Impact Grade 12 Principles of American Democracy & Economics Subtotal:	**$6,076.90**	**$2,600.10**

PLEASE INCLUDE THIS PROPOSAL WITH YOUR PURCHASE ORDER

SEND ORDER TO: McGraw Hill LLC | PO Box 182605 | Columbus, OH 43218-2605
Email: orders_mhe@mheducation.com | Phone: 1-800-780-0246 | Fax: 1-866-513-8081

QUOTE DATE:	05/19/2021	ACCOUNT NAME: Branciforte Small Schools		EXPIRATION DATE:	07/03/2021
QUOTE NUMBER:	MPOST-05192021-016	ACCOUNT #: 160215		PAGE #:	3

Because learning changes everything.

QUOTE PREPARED FOR:

Branciforte Small Schools
840 N Branciforte Ave
SANTA CRUZ, CA 95062
ACCOUNT NUMBER: 160215

CONTACT:

VALUE OF ALL MATERIALS	$19,208.22
FREE MATERIALS	($13,102.80)
PRODUCT TOTAL*	**$6,105.42**
ESTIMATED SHIPPING & HANDLING**	$0.00
ESTIMATED TAX**	$564.76
GRAND TOTAL	**$6,670.18**

SUBSCRIPTION/DIGITAL CONTACT:

Comments:

* Price firm for 45 days from quote date. Price quote must be attached to school purchase order to receive the quoted price and free materials.

**Shipping and handling charges shown are only estimates. Actual shipping and handling charges will be applied at time of order. Taxes shown are only estimates. If applicable, actual tax charges will be applied at time of order.

Terms of Service:
By placing an order for digital products (the 'Subscribed Materials'), the entity that this price quote has been prepared for ('Subscriber') agrees to be bound by the Terms of Service and any specific provisions required by Subscriber's state law, each located in the applicable links below. Subject to Subscriber's payment of the fees set out above, McGraw Hill LLC hereby grants to Subscriber a non-exclusive, non-transferable license to allow only the number of Authorized Users that corresponds to the quantity of Subscribed Materials set forth above to access and use the Subscribed Materials under the terms described in the Terms of Service and any specific provisions required by Subscriber's state law, each located in the applicable links below. The subscription term for the Subscribed Materials shall be as set forth in the Product Description above. If no subscription term is specified, the initial term shall be one (1) year from the date of this price quote (the 'Initial Subscription Term'), and thereafter the Subscriber shall renew for additional one (1) year terms (each a 'Subscription Renewal Term'), provided MHE has chosen to renew the subscription and has sent an invoice for such Subscription Renewal Term to Subscriber.

Terms Of Service

Provisions required by Subscriber State law

ATTENTION: In our effort to protect our customer's data, we will no longer store credit card data in any manner within in our system. Therefore, as of April 30, 2016 we will no longer accept credit card orders via email, fax, or mail/package delivery. Credit card orders may be placed over the phone by calling the number listed above or via our websites by visiting www.mheducation.com (or www.mhecoast2coast.com).

School Purchase Order Number: _____

Name of School Official (Please Print)

Signature of School Official

PLEASE INCLUDE THIS PROPOSAL WITH YOUR PURCHASE ORDER

SEND ORDER TO: McGraw Hill LLC | PO Box 182605 | Columbus, OH 43218-2605
Email: orders_mhe@mheducation.com | Phone: 1-800-780-0246 | Fax: 1-866-513-8081

QUOTE DATE:	05/19/2021	ACCOUNT NAME: Branciforte Small Schools		EXPIRATION DATE:	07/03/2021
QUOTE NUMBER:	MPOST-05192021-016	ACCOUNT #: 160215		PAGE #:	4

To place your order: select Submit Customer Purchase Order Here

Submit Customer Purchase Order Here

Confidential Price Quote (5398589)

6/9/2021
Pricing on this Proposal Guaranteed: **10/5/2021**

Presented To: Alicia Reyes, areyes@sccs.net
Prepared By: Robin Duncan, (831) 251-1774, robin.duncan@cengage.com

SHIP TO:	BILL TO:	Cengage Learning
Santa Cruz City School Distict Alicia Reyes 2931 Mission St Santa Cruz, CA 95060 USA	Santa Cruz City School Distict Alicia Reyes 2931 Mission St Santa Cruz, CA 95060 USA	ATTN: Order Fulfillment 10650 Toebben Drive Independence, KY 41051 (800) 354-9706 http://NGL.Cengage.com/CustomerSupport

PLEASE SHIP TO Alternative Family Education 840 North Branciforte Avenue Santa Cruz, CA 95062

View Quote in CAD

Quoted Products: CA MS SS Quote 6_21

Qty	Update Qty	Product	Price	Quoted Price	Total
2		NG WORLD HISTORY ANCIENT CIVIL IZATIONS WRAP TE CALIFORNIA National Geographic 1st Edition [K12, 2018] 9781337291941 / 1337291943	$295.25	$295.25	$590.50
2		WORLD HIST ANC CIV CA ANSWER K EY National Geographic 1st Edition [K12, 2018] 9781337900393 / 1337900397	$21.00	$21.00	$42.00
2		WORLD HIST ANC CIV CA ASSESSME NT National Geographic 1st Edition [K12, 2018] 9781337900362 / 1337900362	$26.25	$26.25	$52.50
2		WORLD HIST ANC CIV CA ELA/ELD CONNECTION DEVELOPING LITERACY National Geographic 1st Edition [K12, 2018] 9781337900386 / 1337900389	$31.50	$31.50	$63.00
2		WORLD HIST ANC CIV CA LESSON P LANS National Geographic 1st Edition [K12, 2018] 9781337900355 / 1337900354	$21.00	$21.00	$42.00
4		EPACK: NG WRLD HST ANCIENT CIV CA SE + DGTL RES 8YR National Geographic 1st Edition [K12, 2018] 9781337467421 / 1337467421	$106.75	$106.75	$427.00
4		National Geographic World History: Ancient Civilizations, California Knowledge, Concepts, and Skills National Geographic 1st Edition [K12, 2018] 9781337700030 / 1337700037	$15.75	$0.00	FREE
4		National Geographic World History: Ancient Civilizations, California Field Journal National Geographic 1st Edition [K12, 2018] 9781337291903 / 1337291900	$20.50	$20.50	$82.00
2		NG WORLD HISTORY MEDIEVAL TO E ARLY	$295.25	$295.25	$590.50

		MODERN WRAP TE CALIFORNIA National Geographic 1st Edition [K12, 2018] 9781337291958 / 1337291951			
2		**WORLD HIST MED & EARLY MOD CA ANSWER KEY** National Geographic 1st Edition [K12, 2018] 9781337900430 / 1337900435	$21.00	$21.00	$42.00
2		**WORLD HIST MED & EARLY MOD CA ASSESSMENT** National Geographic 1st Edition [K12, 2018] 9781337900492 / 1337900494	$26.25	$26.25	$52.50
2		**WORLD HIST MED & EARLY MOD CA ELA/ELD CONNECTION DEVELOPING** National Geographic 1st Edition [K12, 2018] 9781337900423 / 1337900427	$31.50	$31.50	$63.00
2		**WORLD HIST MED & EARLY MOD CA LESSON PLANS** National Geographic 1st Edition [K12, 2018] 9781337900409 / 1337900400	$21.00	$21.00	$42.00
2		**WORLD HIST 4C PLANNER MED & EA RLY MOD CA** National Geographic 1st Edition [K12, 2019] 9780357382189 / 0357382188	$19.75	$19.75	$39.50
4		**EPACK: NG WRLD HST MEDIEVAL-ER LY MOD CA SE + DGTL RES 8YR** National Geographic 1st Edition [K12, 2018] 9781337467506 / 1337467502	$106.75	$106.75	$427.00
4		**National Geographic World History: Medieval and Early Modern Times, California Knowledge, Concepts, and Skills** National Geographic 1st Edition [K12, 2018] 9781337700047 / 1337700045	$15.75	$0.00	**FREE**
4		**National Geographic World History: Medieval and Early Modern Times, California Field Journal** National Geographic 1st Edition [K12, 2018] 9781337291910 / 1337291919	$20.50	$20.50	$82.00

Comments: **PLEASE SHIP TO Alternative Family Education 840 North Branciforte Avenue Santa Cruz, CA 95062**

Sub-Total:	$2,637.50
+ Tax (%):	$237.38
+ Estimated Shipping and/or Process Fee:	$0.00

TOTAL: $2,874.88

Total Savings: $126.00

Submit Customer Purchase Order Here

Thank you for your interest in Cengage Learning products.

All information embodied in this document is strictly confidential and may not be duplicated or disclosed to third parties outside recipient's organization without prior written consent of Cengage Learning.

Because learning changes everything.

ORDER FORM FOR:

Harbor High School
300 LA FONDA AVE
SANTA CRUZ, CA 95062
ACCOUNT NUMBER: 198766

SUBSCRIPTION/DIGITAL CONTACT:

CONTACT:

SALES REP INFORMATION:

Will Marshall
will.marshall@mheducation.com

Section Summary	Product Subtotal
CA Impact Grade 12 - Principles of Economics & American Democracy	$35,313.00
PRODUCT TOTAL*	**$35,313.00**
ESTIMATED S&H**	$0.00
ESTIMATED TAX**	$3,266.45
GRAND TOTAL*	**$38,579.45**

* Price firm for 45 days from quote date. Price quote must be attached to school purchase order to receive the quoted price and free materials.

**Shipping and handling charges shown are only estimates. Actual shipping and handling charges will be applied at time of order. Taxes shown are only estimates. If applicable, actual tax charges will be applied at time of order.

Comments:

REQUESTED (NO SYNCBLAST)
Includes: print SE democracy, print SE economics, digital subscription democracy, digital subscription economics

PLEASE INCLUDE THIS PROPOSAL WITH YOUR PURCHASE ORDER

SEND ORDER TO: McGraw Hill LLC | PO Box 182605 | Columbus, OH 43218-2605
Email: orders_mhe@mheducation.com | Phone: 1-800-780-0246 | Fax: 1-866-513-8081

QUOTE DATE:	05/12/2021	ACCOUNT NAME: Harbor High School		EXPIRATION DATE:	06/26/2021
QUOTE NUMBER:	MPOST-05122021-008	ACCOUNT #: 198766		PAGE #:	1

Because learning changes everything.

Product Description	ISBN	Qty	Unit Price	Line Subtotal
CA Impact Grade 12 - Principles of Economics & American Democracy				
IMPACT CA G12 CMB DGTL&PRNT SE 8YR BNDL PRINCIPLES OF AM DEM & PRNCPLS OF ECNMCS	978-0-07-692422-6	150	$235.42	$35,313.00

CA Impact Grade 12 - Principles of Economics & American Democracy Subtotal: **$35,313.00**

PLEASE INCLUDE THIS PROPOSAL WITH YOUR PURCHASE ORDER

SEND ORDER TO: McGraw Hill LLC | PO Box 182605 | Columbus, OH 43218-2605
Email: orders_mhe@mheducation.com | Phone: 1-800-780-0246 | Fax: 1-866-513-8081

QUOTE DATE:	05/12/2021	ACCOUNT NAME: Harbor High School		EXPIRATION DATE:	06/26/2021
QUOTE NUMBER:	MPOST-05122021-008	ACCOUNT #: 198766		PAGE #:	2

Because learning changes everything.®

ORDER FORM FOR:

Harbor High School
300 LA FONDA AVE
SANTA CRUZ, CA 95062
ACCOUNT NUMBER: 198766

CONTACT:

PRODUCT TOTAL*	**$35,313.00**
ESTIMATED SHIPPING & HANDLING**	$0.00
ESTIMATED TAX**	$3,266.45
GRAND TOTAL	**$38,579.45**

SUBSCRIPTION/DIGITAL CONTACT:

Comments:

* Price firm for 45 days from quote date. Price quote must be attached to school purchase order to receive the quoted price and free materials.

**Shipping and handling charges shown are only estimates. Actual shipping and handling charges will be applied at time of order. Taxes shown are only estimates. If applicable, actual tax charges will be applied at time of order.

Terms of Service:
By placing an order for digital products (the 'Subscribed Materials'), the entity that this price quote has been prepared for ('Subscriber') agrees to be bound by the Terms of Service and any specific provisions required by Subscriber's state law, each located in the applicable links below. Subject to Subscriber's payment of the fees set out above, McGraw Hill LLC hereby grants to Subscriber a non-exclusive, non-transferable license to allow only the number of Authorized Users that corresponds to the quantity of Subscribed Materials set forth above to access and use the Subscribed Materials under the terms described in the Terms of Service and any specific provisions required by Subscriber's state law, each located in the applicable links below. The subscription term for the Subscribed Materials shall be as set forth in the Product Description above. If no subscription term is specified, the initial term shall be one (1) year from the date of this price quote (the 'Initial Subscription Term'), and thereafter the Subscriber shall renew for additional one (1) year terms (each a 'Subscription Renewal Term'), provided MHE has chosen to renew the subscription and has sent an invoice for such Subscription Renewal Term to Subscriber.

Terms Of Service

Provisions required by Subscriber State law

ATTENTION: In our effort to protect our customer's data, we will no longer store credit card data in any manner within in our system. Therefore, as of April 30, 2016 we will no longer accept credit card orders via email, fax, or mail/package delivery. Credit card orders may be placed over the phone by calling the number listed above or via our websites by visiting www.mheducation.com (or www.mhecoast2coast.com).

School Purchase Order Number: _____

Name of School Official (Please Print)

Signature of School Official

PLEASE INCLUDE THIS PROPOSAL WITH YOUR PURCHASE ORDER

SEND ORDER TO: McGraw Hill LLC | PO Box 182605 | Columbus, OH 43218-2605
Email: orders_mhe@mheducation.com | Phone: 1-800-780-0246 | Fax: 1-866-513-8081

QUOTE DATE:	05/12/2021	ACCOUNT NAME: Harbor High School	EXPIRATION DATE:	06/26/2021
QUOTE NUMBER:	MPOST-05122021-008	ACCOUNT #: 198766	PAGE #:	3

SANTA CRUZ CITY SCHOOL DISTRICT

AGENDA ITEM: Extended School Year: Nonpublic Agency: Easter Seals

MEETING DATE: June 16, 2021

FROM: Dorothy Coito, Assistant Superintendent of Educational Services

THROUGH: Kris Munro, Superintendent

RECOMMENDATION:
Approve the attached Nonpublic Agency Master Contract for new and continuing services through Extended School Year 2021. *Due to the confidentiality regulations that protect the identity of disabled pupils, the student names have been omitted.*

BACKGROUND:
Authorized request for: 1:1 Special Circumstance Instructional Aides, Behavior Intervention Aides, Behavior Therapeutic Specialists and Health Aide Services for 5 identified students enrolled in the Special Education Extended School Year (summer) program who require these specialized services that could not be provided by District Staff. Services will be rendered through Easter Seals Central California and are mandated in each student's Individual Education Plan. Service Period: June 1, 2021 through June 16, 2021.

FISCAL IMPACT:
Not to exceed $12,000.00, Special Education (Restricted)

This work is in direct support of the following District goals and their corresponding metrics.

Goal #1: All Santa Cruz City Schools students will be prepared to successfully access post-secondary college and career opportunities.
Goal #3: We will eliminate the achievement gaps that currently exist between demographic groups within the SCCS student community.

Prepared by Stacy O'Farrell, Director of Special Education

NONPUBLIC, NONSECTARIAN SCHOOL/AGENCY SERVICES

MASTER CONTRACT

2020-2021/ESY

MASTER CONTRACT

GENERAL AGREEMENT FOR NONSECTARIAN,
NONPUBLIC SCHOOL AND AGENCY SERVICES

LEA SANTA CRUZ CITY SCHOOLS

Contract Year June 1, 2021 Through July 16, 2021

_____ Nonpublic Agency:

X Nonpublic School: **EASTERSEALS CENTRAL CALIFORNIA**

Type of Contract:

X Master Contract for fiscal year with Individual Service Agreements (ISA) to be approved throughout the term of this contract.

_____ Individual Master Contract for a specific student incorporating the Individual Service Agreement (ISA) into the terms of this Individual Master Contract specific to a single student.

_____ Interim Contract: an extension of the previous fiscal years approved contracts and rates. The sole purpose of this Interim Contract is to provide for ongoing funding at the prior year's rates for 90 days at the sole discretion of the LEA. Expiration Date:_____

When this section is included as part of any Master Contract, the changes specified above shall amend Section 4 – Term of Master Contract.

LOCAL EDUCATION AGENCY: SANTA CRUZ CITY SCHOOLS

NONPUBLIC SCHOOL/AGENCY/RELATED SERVICES PROVIDER: NPA

NONPUBLIC, NONSECTARIAN SCHOOL/AGENCY SERVICES MASTER CONTRACT

AUTHORIZATION FOR MASTER CONTRACT AND GENERAL PROVISIONS

1. MASTER CONTRACT

This Master Contract is entered into on the **1st day of June, 2021**, between **Santa Cruz City Schools**, hereinafter referred to as the local educational agency ("LEA"), a member of the North Santa Cruz County SELPA and **Easterseals** (a nonpublic, nonsectarian school or agency), hereinafter referred to as NPS/A or "CONTRACTOR" for the purpose of providing special education and/or related services to students with exceptional needs under the authorization of California Education Code sections 56157, 56361 and 56365 *et seq*. and Title 5 of the California Code of Regulations section 3000 *et seq*., AB490 (Chapter 862, Statutes of 2003) and AB1858 (Chapter 914, Statutes of 2004). It is understood that this agreement does not commit LEA to pay for special education and/or related services provided to any student, or CONTRACTOR to provide such special education and/or related services, unless and until an authorized LEA representative approves the provision of special education and/or related services by CONTRACTOR.

Upon acceptance of a student, LEA shall submit to CONTRACTOR an Individual Services Agreement (hereinafter referred to as "ISA"). Unless otherwise agreed in writing, these forms shall acknowledge CONTRACTOR's obligation to provide all services specified in the student's Individualized Education Plan (hereinafter referred to as "IEP"). The ISA shall be executed within ninety (90) days of a student's enrollment. LEA and CONTRACTOR shall enter into an ISA for each student served by CONTRACTOR. As available and appropriate, the LEA shall make available access to any electronic IEP system and/or electronic database for ISA developing including invoicing.

Unless placement is made pursuant to an Office of Administrative Hearings (hereinafter referred to as "OAH") order, a lawfully executed agreement between LEA and parent or authorized by LEA for a transfer student pursuant to California Education Code section 56325, LEA is not responsible for the costs associated with nonpublic school placement until the date on which an IEP team meeting is convened, the IEP team determines that a nonpublic school placement is appropriate, and the IEP is signed by the student's parent.

2. CERTIFICATION AND LICENSES

CONTRACTOR shall be certified by the California Department of Education (hereinafter referred to as "CDE") as a nonpublic, nonsectarian school/agency. All nonpublic school and nonpublic agency services shall be provided consistent with the area of certification specified by CDE Certification and as defined in California Education Code, section 56366 *et seq* and within the professional scope of practice of each provider's license, certification and/or credential. A current copy of CONTRACTOR's nonpublic school/agency certification or a waiver of such certification issued by the CDE pursuant to Education Code section 56366.2 must be provided to LEA on or before the date this contract is executed by CONTRACTOR. This Master Contract shall be null and void if such certification or waiver is expired, revoked, rescinded, or otherwise nullified during the effective period of this Master Contract. Total student enrollment shall be limited to capacity as stated on CDE certification and in Section 24 of the Master Contract.

The parties hereto have executed this Contract by and through their duly authorized agents or representatives. This contract is effective on the __1st_ day of **June, 2021** and terminates at **5:00 P.M.** on **July 16, 2021,** unless sooner terminated as provided herein.

CONTRACTOR	LEA
EASTERSEALS CENTRAL CALIFORNIA	**SANTA CRUZ CITY SCHOOLS**
Nonpublic School / Agency	
By: _____ **6/16/21** **Signature** **Date**	**By:** _____ **6/16/21** **Signature** **Date**
Larry Doan, Educational Services	**Kris Munro, Superintendent**
Name and Title of Authorized Representative	**Name and Title of Authorized Representative**

Notices to CONTRACTOR shall be addressed to:	Notices to LEA shall be addressed to:
Name and Title **Anne Bordeau, Finance Department**	**Name and Title** **Stacy O'Farrell, Director – Special Education**
Nonpublic School/Agency/Related Service Provider **Easterseals Central California**	**LEA** **Santa Cruz City Schools**
Address **9010 Soquel Drive**	**Address** **133 Mission Street, Suite 100**
City **State** **Zip** **Aptos** **CA** **95003**	**City** **State** **Zip** **Santa Cruz** **CA** **95060**
Phone **Fax** **(831) 684 2166 x 106** **(831) 684 1018**	**Phone** **Fax** **(831) 429-3410 x 200** **(831) 429-3450**
Email **annebordeau@es-cc.org**	**Email** **sofarrell@sccs.net**

Additional LEA Notification
(Required if completed)

Name and Title **Fiona Campbell, Administrative Assistant**
Address **133 Mission Street, Suite 100**
City **State** **Zip** **Santa Cruz** **CA** **95060**
Phone **Fax** **(831) 429-3410 x 201** **(831) 429-3450**
Email **fionacampbell@sccs.net**

Board Approved: **June 16, 2021**

EXHIBIT A: RATES

CONTRACTOR **EASTERSEALS** **CONTRACTOR NUMBER** **R21- 01380** **2020-2021**
(NONPUBLIC SCHOOL OR AGENCY) (CONTRACT YEAR)

Per CDE Certification, total enrollment may not exceed – **If blank, the number shall be as determine by CDE Certification.**

Rate Schedule. This rate schedule limits the number of LEA students that may be enrolled and the maximum dollar amount of the contract. It may also limit the maximum number of students that can be provided specific services. Special education and/or related services offered by CONTRACTOR, and the charges for such educational and/or related services during the term of this contract shall be as follows:

Payment under this master contract may not exceed **$12,000.00**
Total LEA enrollment may not exceed **6**

	Rate	Period
A. Basic Education Program/Special Education Instruction		
Basic Education Program/Dual Enrollment		

Per Diem rates for LEA students whose IEPs authorize less than a full instructional day shall be adjusted proportionally.

		Rate	Period
B. Related Services			
(1)	a. Transportation – Round Trip		
	b. Transportation – One Way		
	c. Transportation – Dual Enrollment		
	d. Public Transportation		
	e. Parent* (Travel Reimbursement For Out-of-State Placement – Not To Exceed Max)		
(2)	a. Educational Counseling – Individual		
	b. Educational Counseling – Group of ____		
	c. Counseling – Parent		
(3)	a. Adapted Physical Education – Individual		
	b. Adapted Physical Education – Group of ____		
(4)	**a. Certified Sign Language Interpreter**	**$66.00**	**Per Hour**
(5)	**a. SCIA** – Individual (Must be authorized on IEP)**	**$23.25**	**Per Hour**
	b. SCIA – Group of 2		
	c. SCIA – Group of 3		
	d. Classroom Instructional Assistance – Per Diem or Per Hour		
(6)	Intensive Special Education Instruction***		
(7)	a. Occupational Therapy – Individual (Must be authorized on IEP)		
	b. Occupational Therapy – Group of 2		
	c. Occupational Therapy – Group of 3 - 5		
	d. Occupational Therapy – Consultation Rate		
(8)	Physical Therapy		
(9)	**a. Behavior Intervention – BII – Level I**	**$30.00**	**Per Hour**
	b. Behavior Intervention – BII – Level II	**$31.50**	**Per Hour**
	c. BCBA – Classroom	**$105.00**	**Per Hour**
	d. BCBA – Individual	**$95.00**	**Per Hour**
	e. BCABA or Master in Behavioral science Individual/Classroom	**$75.00**	**Per Hour**
(10)	Health Care Aide I	**$34.50**	**Per Hour**
(11)	Health Care Aide II	**$35.75**	**Per Hour**
(12)	LVN	**$51.00**	**Per Hour**
(13)	RN	**$63.00**	**Per Hour**

*Parent transportation reimbursement rates are to be determined by the LEA.
**SCIA – Special Circumstance Instructional Assistance.
***By Credentialed Special Education Teacher.

SANTA CRUZ CITY SCHOOL DISTRICT

AGENDA ITEM: Consultant Services Agreement: Hearing Conservation Associates

MEETING DATE: June 16, 2021

FROM: Dorothy Coito, Assistant Superintendent of Educational Services

THROUGH: Kris Munro, Superintendent

RECOMMENDATION:
Approve the Consultant Services Agreement for Hearing Conservation Associates.

BACKGROUND:
Santa Cruz City Schools is required by law to conduct hearing screenings for all 2nd, 5th, and 8th graders, and all Special Education students. Trained audiologists are needed to complete these screenings.

FISCAL IMPACT:
$7,944.96, Health Services – LCFF Base (Unrestricted)

This work is done in support of the following district goals and their corresponding metrics:

Goal #1: All Santa Cruz City Schools students will be prepared to successfully access post-secondary college and career opportunities.
Goal #2: SCCS will create positive, engaging school environments that promote the development of cognitive skills and the social emotional well-being of all students.
Goal #3: We will eliminate the achievement gaps that currently exist between demographic groups within the SCCS student community.

Santa Cruz City Schools
133 Mission Street, Ste. 100
Santa Cruz, Ca 95060

REQUISITION #: TBA

REQUEST FOR CONSULTANT SERVICES AGREEMENT

Submit to the responsible Assistant Superintendent at least two weeks before the Board meeting and prior to the Consultant beginning work.

Site: Student Services Department **Principal/Director:** Gail Atlansky

Describe Work to be Performed and District and Site Goals Supported:
State Mandated hearing testing for grades K, 2, 3, 5, 6, and 8th grade.

Qualifications of Consultant: Certificated audiometrists providing hearing screening in public schools.

Name of Consultant: Hearing Conservation Associates Tax I.D.# or SSN: (Vendor Data form to Purchasing)

Address: PO Box 1393 Telephone #: 408-595-3819

City/State/Zip: French Camp, CA 95231 Email: hearingconservation@yahoo.com

Date(s) of Service: December 2021 - February 2022 Time: 8:30-3:00pm

Number of Hours: _____ hours per day X _____ days = 0 total hours.

Hourly/Daily Rate (specify): $520 x 8 days Meals: 0

Lodging: 0 Transportation: $.58/mile

TOTAL FEE TO BE PAID: $7944.96 **Account #:** 01-0000-0-0000-3140-5800-600-0000

Write out meaning of account number: Health Services General Funds

Approval of Business Services verifying account: _____ Date: _____

Authorized Signature of Consultant: Maria Romel Date: 6-7-21

(NOTE: Consultant must submit invoice for payment upon completion of work)

Signature of Administrator Requesting Service Approval of Assistant Superintendent

Date: 6/9/2021 Date: 6/9/21

AB 1610, 1612, and 2102 COMPLIANCE *(consultants having more than limited contact with students require fingerprinting)*

☐ Consultants ***will be*** on campus on a regular basis (more than once) while students are present

☒ Consultant ***will not*** be on campus on a regular basis while students are present (fingerprints not required) Students will be Accompanied by School Nurse

Fingerprint Clearance date: N/A Approval of Human Resources: 6/9/21

* *

PAYMENT AUTHORIZATION

(Submit for payment after Consultant completes work)

I hereby certify that the consultant has satisfactorily completed the services in accordance with the above Agreement and that payment is in order.

Signature of Administrator Requesting Payment Date

Approval of Assistant Superintendent Date

Board of Education Approval: _____
(Required if over $2500)

7/14/2016

Must be Attached

REQUEST FOR CONSULTANT SERVICES AGREEMENT

Review guidelines of Board Policy - Consultant Services Agreements.

1. Statement of specific need and the goal of the Consultant's work (Refer to district/site goals and plans, unique needs of school, program or office which necessitates the services of a consultant).

   Statement of specific need and goal of the Consultant's work (Refer to district/site goals and plans, unique needs of school, program or office which necessitates the services of a consultant).

2. State efforts made to identify qualified staff available within the district to carry out the requested services.

   None available within the district.

3. If this agreement is for staff development or for one-time services, state the site's plan to reduce or eliminate the need for this consultant's services in the future.

   N/A

4. Statement of expected outcomes (Include specific student outcomes desired, benefits to district students and/or staff).

   Mandated testing completed. Students referred for further testing who exhibit hearing difficulties.

5. Evaluation Process - How will you know the goal/outcomes have been met?

   Completion of screening for all those in the testing group.

Hearing Conservation Associates
PO Box 1393 French Camp, CA 95231
PHONE (408) 595-3819 FAX (209) 292-8946

Hearing Conservation Service Contract for the School Year

2021-2022

School District: Santa Cruz City Schools

Hereinafter referred to as " District."

Hearing Conservation Associates, hereinafter referred to as HCA, agree to provide hearing conservation services for the District at the rate of:

$520.00 per testing day
$ 1.90 per student tested
$ .58 per mile

Per student cost includes screening test, reporting systems, and consultation as well as immediate follow-up threshold test. Any additional follow-up testing or services are not included. HCA can arrange to provide additional audiological and/or hearing aid services to fulfill specific requirements. All audiometric testing will be performed by Certified Audiometric Technicians.

Please note that (1) 10 minute break after approximately every 2 hours, and (1) thirty minute lunch break after four hours of work is included in work time as mandated by the Industrial Welfare Committee Order, California State Labor Law.

School Districts will be charged a $250.00 cancellation fee when a scheduled school is cancelled within five days prior to scheduled testing date.

Travel Expense:

School Districts will be charged mileage at a rate of .58 cents a mile for vehicles involved in implementing school tested.

If any overnight stay is required to perform school testing, a $150.00 per room charge will be added in addition to the mileage charge.

(continued)

By signing below, the District and HCA agree to the following:

Provide HCA staff with a minimum thirty minute lunch break and two ten minute breaks (one ten minute break approximately every two hours) as mandated by law.

The testing schedule shall by prepared in advance by the contracting school. An adult school representative shall be present for supervision of testing and security in the van. This school supervisor shall insure that the classes will be ready to be tested as scheduled. This will further insure the overall efficiency of the testing schedule by eliminating any possible interruptions due to student misconduct of disruption.

Contracting Districts will adhere to HCA timing guidelines for specific age groups/grades. Contracting Districts agree not to accelerate time required for audiometrists to provide accurate high quality testing services. Contracting Districts agree not to sacrifice quality of testing in the interest of time and cost savings. HCA agrees to provide accurate high quality testing as efficiently and quickly as possible.

District personnel must utilize the rosters, half sheets and scheduling form provided by HCA for implementation of the school testing program. The purpose of using these forms is to ensure the smooth operation of the school testing program and to facilitate reporting to all appropriate State and Federal agencies by the school personnel.

Please verify this agreement with signature below and the District P.O. number _____

This contract agreement is entered by and between:

Authorized Signature for District	Title	Date
Maria Lomeli	School Audiometrist, HCA Educational Coordinator Quality Control, Manager	Date

Hearing Conservation Associates
P.O Box 1393, French Camp, CA 95231
PHONE (408)595-3819 FAX (209) 292-8946

Hearing Conservation Service Agreement

This agreement is entered by and between the Santa Cruz City School District of California, hereinafter known as the "District" and Hearing Conservation Associated hereinafter known as "HCA".

HCA is an agency registered wit the State's Maternal and Child Health Branch of the Department of Health Services to provide hearing conservation services for public school in California. HCA hereby agrees to perform hearing conservation services for the District in the 2021-2022 school year. These services meet or exceed the regulations established by The Department of Public Health and the California Administrative Code for hearing screening. Detailed services are as followed:

1. Each student participating in this program, grades K through 12 will receive an audiometric screening test at 25 dB HTL (ANSI). Testing frequencies for the required screening are at 1000, 2000, 4000 HZ bilaterally.

2. Each student who fails the screening test will receive an immediate follow up evaluation. Including a pure tone air conduction threshold test at : 500, 1000, 2000, and 4000 Hz at no additional costs . All tests are performed within an on-site diagnostic test environment that meets background noise level requirements as established by the Department of Health Services.

3. Test procedures are supervised by individuals who hold the Certificate of Clinical Competency in Audiology from the American Speech, Language and Hearing Association, a license as an Audiologist from the California Board of Medical Quality Assurance, and a Rehabilitative Services Credential. Testing is performed by Audiometrists who are registered with the State of California Department of Health Services. Audiometric equipment meets the standards of the California Health and Safety Code ANSI (S3.61969) regarding sound pressure levels .

4. The District will receive the results of the screening and follow up tests upon completion of the testing at each school. Data is immediately available regarding students who fail the the threshold examination. Written results of the tests include a copy of Pass/Fail/Absent roster and one audiogram copy with recommendations for each student who fails the test.

(continued)

This District Agrees To The Following

Provide HCA staff with a minimum thirty minute lunch break and two ten minute breaks (one ten minute break approximately every two hours) as mandated by law.

An adult school representative shall be present for supervision of testing and security in the van. This Supervisor will insure that the classes will be ready to be tested as scheduled. This supervisor will also insure the physical safety of HCA personnel. This will further insure the overall efficiency of the testing schedule by eliminating any possible interruptions due to student or disruption.

District personnel must provide HCA with class rosters or class lists of all students that will be tested. The purpose for using these forms is to insure the smooth operation of the school testing program and to facilitate reporting to all State and Federal agencies by the school personnel

	Assistant Superintendent	5/24/21
Authorized Signature for District	Title	Date
		6/2/21
Maria Lomeli	School Audiometrist, HCA Educational Coordinator Quality Control, Manager	Date

SANTA CRUZ CITY SCHOOL DISTRICT

AGENDA ITEM: Zearn School Account Agreement Renewal

MEETING DATE: June 16, 2021

FROM: Dorothy Coito, Assistant Superintendent of Educational Services

THROUGH: Kris Munro, Superintendent

RECOMMENDATION:
Approve the Zearn Account agreement.

BACKGROUND:
Zearn is a Tier 1 online math program that parallels the *Eureka Math* curriculum used in our elementary schools. Teachers assign lessons to students that offer practice and reteach concepts covered in class, as well as review prior concepts. Teachers use Zearn in stations in the classroom and assign it as homework.

Zearn differs from iReady Math intervention software as it gives students practice on current work, not remediation. In a survey this year, teachers requested to continue using Zearn in the 2021-22 school year.

FISCAL IMPACT:
$2,500 Gault Elementary
$2,500 DeLaveaga Elementary
$2,500 Westlake Elementary
$2,500 Bay View Elementary
$2,500 Monarch/AFE

$12,500.00 annually, ESSER (Restricted)

This work is in direct support of the following District goals and their corresponding metrics:

Goal #1: All Santa Cruz City Schools students will be prepared to successfully access post-secondary college and career opportunities.
Goal #3: We will eliminate the achievement gaps that currently exist between demographic groups within the SCCS student community.

AGENDA ITEM: 8.2.1.24.

SANTA CRUZ CITY SCH DISTRICT

Product	Price	Quantity	Subtotal
School Account School Account services through June 30, 2022. Includes an unlimited number of staff, student, and administrator accounts within the school.	$2,500.00	5	$12,500.00

Total **$ 12,500.00**

**Tax may not be included in the above quote, and will be added to your invoice if applicable. If your school or district is tax exempt, we will need a copy of your tax exemption certificate in order to not include tax on your invoice.*

To Order

Email your Zearn contact or info@zearn.org referencing this quote, and include the name and title of the person that the purchase agreement should be addressed to. Once the agreement is signed, services will begin and an invoice will be issued.

Vendor Information for your Purchase Order:

- Vendor Name - Zearn, Inc.
- Email - info@zearn.org
- Phone - 212-967-6070
- Fax - 646-365-7815
- W-9 attached

Please note: *These instructions only apply for purchases of Zearn School Accounts or Zearn On-Demand PD. If you are purchasing Zearn Printed Materials, please make the Purchase Order out to Mimeo, not Zearn.*

Form **W-9**
(Rev. October 2018)
Department of the Treasury
Internal Revenue Service

Request for Taxpayer Identification Number and Certification

▶ Go to *www.irs.gov/FormW9* for instructions and the latest information.

Give Form to the requester. Do not send to the IRS.

Print or type. See Specific Instructions on page 3.

1 Name (as shown on your income tax return). Name is required on this line; do not leave this line blank.
Zearn, Inc.

2 Business name/disregarded entity name, if different from above
Zearn, Inc.

3 Check appropriate box for federal tax classification of the person whose name is entered on line 1. Check only **one** of the following seven boxes.

☐ Individual/sole proprietor or single-member LLC ☐ C Corporation ☐ S Corporation ☐ Partnership ☐ Trust/estate

☐ Limited liability company. Enter the tax classification (C=C corporation, S=S corporation, P=Partnership) ▶

Note: Check the appropriate box in the line above for the tax classification of the single-member owner. Do not check LLC if the LLC is classified as a single-member LLC that is disregarded from the owner unless the owner of the LLC is another LLC that is **not** disregarded from the owner for U.S. federal tax purposes. Otherwise, a single-member LLC that is disregarded from the owner should check the appropriate box for the tax classification of its owner.

☑ Other (see instructions) ▶ 501 (c) 3 nonprofit organization

4 Exemptions (codes apply only to certain entities, not individuals; see instructions on page 3):

Exempt payee code (if any) _____

Exemption from FATCA reporting code (if any) _____

(Applies to accounts maintained outside the U.S.)

5 Address (number, street, and apt. or suite no.) See instructions.
261 W 35th Street, 15FL

Requester's name and address (optional)

6 City, state, and ZIP code
New York, NY 10001

7 List account number(s) here (optional)

Part I Taxpayer Identification Number (TIN)

Enter your TIN in the appropriate box. The TIN provided must match the name given on line 1 to avoid backup withholding. For individuals, this is generally your social security number (SSN). However, for a resident alien, sole proprietor, or disregarded entity, see the instructions for Part I, later. For other entities, it is your employer identification number (EIN). If you do not have a number, see *How to get a TIN*, later.

Note: If the account is in more than one name, see the instructions for line 1. Also see *What Name and Number To Give the Requester* for guidelines on whose number to enter.

Social security number
☐☐☐ – ☐☐ – ☐☐☐☐

or

Employer identification number
3 7 – 1 6 6 5 7 4 5

Part II Certification

Under penalties of perjury, I certify that:

1. The number shown on this form is my correct taxpayer identification number (or I am waiting for a number to be issued to me); and
2. I am not subject to backup withholding because: (a) I am exempt from backup withholding, or (b) I have not been notified by the Internal Revenue Service (IRS) that I am subject to backup withholding as a result of a failure to report all interest or dividends, or (c) the IRS has notified me that I am no longer subject to backup withholding; and
3. I am a U.S. citizen or other U.S. person (defined below); and
4. The FATCA code(s) entered on this form (if any) indicating that I am exempt from FATCA reporting is correct.

Certification instructions. You must cross out item 2 above if you have been notified by the IRS that you are currently subject to backup withholding because you have failed to report all interest and dividends on your tax return. For real estate transactions, item 2 does not apply. For mortgage interest paid, acquisition or abandonment of secured property, cancellation of debt, contributions to an individual retirement arrangement (IRA), and generally, payments other than interest and dividends, you are not required to sign the certification, but you must provide your correct TIN. See the instructions for Part II, later.

Sign Here Signature of U.S. person ▶ [signature] Date ▶ 8/20/2020

General Instructions

Section references are to the Internal Revenue Code unless otherwise noted.

Future developments. For the latest information about developments related to Form W-9 and its instructions, such as legislation enacted after they were published, go to *www.irs.gov/FormW9*.

Purpose of Form

An individual or entity (Form W-9 requester) who is required to file an information return with the IRS must obtain your correct taxpayer identification number (TIN) which may be your social security number (SSN), individual taxpayer identification number (ITIN), adoption taxpayer identification number (ATIN), or employer identification number (EIN), to report on an information return the amount paid to you, or other amount reportable on an information return. Examples of information returns include, but are not limited to, the following.

- Form 1099-INT (interest earned or paid)
- Form 1099-DIV (dividends, including those from stocks or mutual funds)
- Form 1099-MISC (various types of income, prizes, awards, or gross proceeds)
- Form 1099-B (stock or mutual fund sales and certain other transactions by brokers)
- Form 1099-S (proceeds from real estate transactions)
- Form 1099-K (merchant card and third party network transactions)
- Form 1098 (home mortgage interest), 1098-E (student loan interest), 1098-T (tuition)
- Form 1099-C (canceled debt)
- Form 1099-A (acquisition or abandonment of secured property)

Use Form W-9 only if you are a U.S. person (including a resident alien), to provide your correct TIN.

If you do not return Form W-9 to the requester with a TIN, you might be subject to backup withholding. See What is backup withholding, later.

Cat. No. 10231X Form **W-9** (Rev. 10-2018)

SANTA CRUZ CITY SCHOOL DISTRICT

AGENDA ITEM: iStation License Renewal

MEETING DATE: June 16, 2021

FROM: Dorothy Coito, Assistant Superintendent of Educational Services

THROUGH: Kris Munro, Superintendent

RECOMMENDATION:
Approve the iStation contract for DeLaveaga Elementary School.

BACKGROUND:
iStation is a program that has been used by DeLaveaga's Two-Way Immersion Program for the past four years. The program supports Spanish language instruction through a virtual medium. The teachers of the Two-Way Immersion Program have requested that this program be provided to support their students' Spanish language acquisition.

Powered by the science of reading, iStation's engaging assessments and instruction cover the National Reading Panel's "Big Five" foundational essentials. Schools receive the support they need to improve comprehension and growth with activities and lessons that provide actionable and insightful data that measures phonemic awareness, phonics, fluency, comprehension, and vocabulary.

FISCAL IMPACT:
$8,174.00 annually, ESSER3 (Restricted)

(100%, 262 licenses, elementary for Delaveaga)

This work is in direct support of the following District goals and their corresponding metrics:

Goal #1: All Santa Cruz City Schools students will be prepared to successfully access post-secondary college and career opportunities.
Goal #3: We will eliminate the achievement gaps that currently exist between demographic groups within the SCCS student community.

AGENDA ITEM: 8.2.1.25.

Quote Q-22427-1

Prepared For:
De Laveaga Elementary
1145 Morrissey Blvd
Santa Cruz, CA
95065-1498
US

Your Istation Partner:
Theresa St. Clair
Account Executive
tsinclair@istation.com

ACCREDITED BUSINESS
BBB Rating: A+

8150 North Central Expressway, Suite 2000
Dallas, TX 75206
Phone: 1-866-883-READ (7323)
Email: orders@istation.com

Quote: Q-22427-1
Prepared For: De Laveaga Elementary
Expires On: 8/31/2021

DISCLAIMER: Pricing is as quoted and subject to change with any edits to bundle configurations, enrollment updates, or other revisions.

IE.Student - Istation Reading en Español
(Student Account)

QTY	PRODUCT	Start Date	Months	End Date	CAMPUS	PRICE
262	IE.Student - Istation Reading en Español (Student Account)	8/1/2021	12	7/31/2022	De Laveaga Elementary	$7,074.00
					IE.Student - Istation Reading en Español (Student Account) TOTAL:	$7,074.00

Standard Virtual Learning Services

8 months of Virtual Learning including on-boarding, one data consult, and additional assistance as needed by a designated Implementation Specialist for new or continued Istation supporters. Must be used in current subscription term.

QTY	PRODUCT	Start Date	Months	End Date	CAMPUS	PRICE
1	Standard Virtual Learning Services	8/1/2021	12	7/31/2022		$1,100.00
					Standard Virtual Learning Services TOTAL:	$1,100.00

TAX (if applicable):	
CUSTOMER TOTAL:	$8,174.00

8150 North Central Expressway, Suite 2000
Dallas, TX 75206
Phone: 1-866-883-READ (7323)
Email: orders@istation.com

Quote: Q-22427-1
Prepared For: De Laveaga Elementary
Expires On: 8/31/2021

DISCLAIMER: Pricing is as quoted and subject to change with any edits to bundle configurations, enrollment updates, or other revisions.

Additional Options (to be paid in full). Totals do not include tax (if applicable):

Choose 1, 2, or 3 year Subscription

		1 YEAR SUBSCRIPTION		2 YEAR SUBSCRIPTION		3 YEAR SUBSCRIPTION
Additional Discount Amount:		*Quoted Price*		($817.40)		($2,452.20)
% Discount:		*Quoted Price*		*5%*		*10%*
Your Total Cost:		$8,174.00		$15,530.60		$22,069.80

Subscription Start Date: 8/1/2021 Subscription Term: 12 Subscription End Date: 7/31/2022

Please email or fax the following items to 214-291-5534 or orders@istation.com. Failure to provide the below will cause a delay in processing your order.

- Signed Purchase Order that includes the quote number
- Signature page of this Quote (choose subscription length)

IN WITNESS WHEREOF, the Parties have caused this Agreement to be executed and delivered by their respective authorized representatives whose signatures appear below.

Istation

Signature: _____

Printed Name: _____

Title: _____

Dated: _____

De Laveaga Elementary

Signature: _____

Printed Name: _____

Title: _____

Dated: _____

PO # (if available): _____

To ensure timely fulfillment, please provide the requested contact information below:

Primary Implementation Contact

Name: _____

Email: _____

Phone: _____

Accounts Payable / Billing Contact

Name: _____

Email: _____

Phone: _____

District Technology Contact

Name: _____

Email: _____

Phone: _____

District Data Contact

Name: _____

Email: _____

Phone: _____

8150 North Central Expressway, Suite 2000
Dallas, TX 75206
Phone: 1-866-883-READ (7323)
Email: orders@istation.com

Quote: Q-22427-1
Prepared For: De Laveaga Elementary
Expires On: 8/31/2021

TERMS OF USE:

The following Terms of Use and Service (these "Terms") are important. Please read carefully.
Istation provides customers with a variety of resources, including, but not limited to, (i) one or more of Istation's interactive educational-based applications (collectively the "**Licensed Applications**"), (ii) Istation's Internet Web site (the "**Web Site**"), currently located at www.istation.com, (iii) account information regarding the Licensed Applications and the Web Site, (iv) materials and documentation (including, but not limited to, preprinted forms, form letters, resource materials, lesson plans, books, images of Istation characters, and so-called "Black Line Masters" coloring-book style pictures) available from the Web Site (collectively the "**Downloadable Materials**"), (v) reports, calculated results, scoring, graphs and any other materials derived from Istation's algorithmic software features (collectively the "Scoring and Reporting Resources"), (vi) Processed Data, as defined hereinafter, and (vii) news and information about Istation, the Licensed Applications, and the Web Site. Any and all of the foregoing resources (including, but not limited to, the Licensed Applications, the Web Site, and the Downloadable Materials), together with any other resources made available by Istation, are collectively the "**Resources**".

For purposes of these Terms, references to "**You**" or "**Your**" mean (i) you in your individual capacity, (ii) your company ("**Your Company**"), which may be a school or school district, and (iii) authorized users of Your Company, who are students, employees, representatives, and agents of Your Company that are registered with Istation and that have a valid security identification and password to access and use the Resources (collectively the "**Authorized Users**").

Each of the Resources is provided to You conditioned on Your acceptance, without modification, of these Terms, which constitute a legally binding agreement between Istation and You. YOUR ACCESS OR USE OF ANY RESOURCE CONSTITUTES YOUR AGREEMENT TO BE BOUND BY THESE TERMS FOR ALL RESOURCES. IF YOU DO NOT AGREE TO THESE TERMS, YOU MAY NOT ACCESS OR USE ANY RESOURCE. WITHOUT LIMITING THE GENERALITY OF THE FOREGOING, THESE TERMS SHALL BE BINDING ON YOU UPON THE EARLIER TO OCCUR OF (i) YOUR EXECUTION OF THESE TERMS, (ii) THE DATE THAT YOU DOWNLOAD ANY LICENSED APPLICATION OR DOWNLOADABLE MATERIAL FROM Istation, (iii) THE DATE OF DELIVERY OF ANY LICENSED APPLICATION OR DOWNLOADABLE MATERIAL BY Istation TO YOU, AND (iv) THE DATE ON WHICH YOU ACCESS OR USE ANY OF THE RESOURCES THROUGH THE WEB SITE.

1. **Changes to Terms.** Istation may, from time to time and at Istation's sole discretion, modify these Terms without individual notice to You. So long as the Web Site remains operational, the current version of these Terms will be posted on the Web Site, which You can review by clicking on the "Terms of Use" link located on the Web Site. The modified Terms will be effective immediately upon posting on the Web Site. You agree to the new posted Terms by continuing Your use of the Resources. You agree to review the Terms periodically on the Web Site. If You do not agree with the modified Terms posted on the Web Site, Your only remedy is to discontinue using the Resources.
2. **Privacy Statement.** Istation's Privacy Statement (the "**Privacy Statement**") is incorporated into, and made a part of, these Terms. The Privacy Statement relates to Istation's collection and use of Your personal information. You consent to the terms and conditions of the Privacy Statement.
3. **Subscription.**
   1. Most (if not all) of the Resources require You to purchase a subscription from Istation before You may use or access them (a "**Subscription**"). You may purchase a Subscription to one or more Resources (the "**Purchased Resources**") by paying the then-current subscription fee to Istation (the "**Subscription Fee**") for such Purchased Resources, as such Subscription Fee is determined by Istation. Each Subscription Fee shall cover a specified period of time for the Purchased Resources (the "**Subscription Period**"). Upon expiration of the Subscription Period for a Purchased Resource, Your access and use of the Purchased Resources shall expire, and You shall no longer be entitled to access or use such Purchased Resources, unless You renew Your Subscription to such Purchased Resources by paying the then-current Subscription Fee for such Purchased Resources. Any Professional Development purchases including Onsite Training, Webinars, and Implementation services must also be used within the current Subscription Period and may not be rolled over into later Subscription Periods. Istation may, from time to time and at Istation's sole discretion, modify the Subscription Fees for any and all Resources without individual notice to You.
   2. In the event You purchase a Subscription to a Purchased Resource, You will be required to register (the "**Registration**") and obtain a user account (a "**User Account**") for each Authorized User's access to, and use of, such Purchased Resource provided, however, that each Purchased Resource may, as determined by Istation, (i) be limited to a maximum number of Authorized Users (such as students) and (ii) have other restrictions applicable to such Purchased Resource. During Registration for each and every Purchased Resource, You agree to submit accurate, current, and complete information about You (including, but not limited to, Your Company and the Authorized Users) and promptly update such information. Should Istation suspect that any such Registration information is untrue, inaccurate, not current, or incomplete, Istation has the right to suspend or terminate use of any and all Resources and User Accounts. Upon Registration, each Authorized User will be assigned a personal, nontransferable password tied to a specific User Account. You are solely responsible for (i) any and all activities that occur under the User Accounts and (ii) ensuring that Authorized Users exit or log off from User Accounts at the end of each session of use. Users Accounts cannot be shared and may be used only by the Authorized User to whom the User Account is registered. User Accounts cannot be assigned to any third party vendors or other entities seeking to use the Purchased Resources for use in their products and/or for commercial use or monetary gain. You shall notify Istation immediately of any unauthorized use of the Authorized Users' passwords or the User Accounts or any other breach of security that is known or suspected by You. Where the number of Authorized Users for a Purchased Resource falls below the maximum number permitted under Your Subscription for such Purchased Resource, You may designate other students as replacement Authorized Users with respect to such Purchased Resource. You are responsible for Registration of all Authorized Users and all acts and omissions (whether authorized or unauthorized) of the Authorized Users.
4. **Intellectual Property.**
   1. Istation Intellectual Property. All Resources (including, but not limited to, the Licensed Applications, the Web Site, the Downloadable Materials, and the Scoring and Reporting Resources), and all materials displayed on, or contained within, the Resources (including, but not limited to, the Licensed Applications, the Web Site, and the Downloadable Materials, Scoring and Reporting Resources), such as the

design, “look and feel”, text, editorial materials, informational text, photographs, illustrations, artwork and other graphic materials, audio, video, names, logos, trademarks, and service marks of or on the Resources (collectively the “**Resource Materials**”), whether publicly posted or privately transmitted, as well as all derivative works of the Resources and the Resource Materials, are the exclusive property of, and exclusively owned by, Istation and Istation’s licensors and are protected by copyright, trademark, trade secret, and other intellectual property laws. The Istation name, designs, and related marks contained within the Resources and the Resource Materials are trademarks of Istation and Istation’s licensors. You do not acquire any ownership rights in or to the Resources or any Resource Materials through Your access to, or use of, the Resources, and You possess only those limited rights expressly granted to You in these Terms. Istation reserves all right, title, and interest in and to the Resources and the Resource Materials.

2. Your Data. As between You and Istation, You are and will remain the owner of all right, title, and interest in and to all of Your Data. For purposes of these Terms, “**Your Data**” means information, data, and other content that is collected, downloaded, or otherwise received, directly or indirectly from You or an Authorized User by or through the Purchased Resources. Notwithstanding the foregoing, Your Data shall not include any information, data and other content that incorporates or is otherwise derived from the processing of such information, data, and content by or through the Purchased Resources (the “Processed Data”).

5. **License.** Subject to compliance with the Subscription and Registration terms and conditions contained in Section 3 (Subscription), including, but not limited to, possessing a valid User Account and related password and restricting access and use to Authorized Users, Istation grants to You a personal, limited, nonexclusive, nontransferable, and revocable license to access and use the Purchased Resources and related Resource Materials, but only during the Subscription Period applicable to each such Purchased Resource, solely for Your educational purposes and subject to these Terms.

6. **Restrictions.**
   1. Any copies that You make of the Resources or the Resource Materials must retain all proprietary, copyright, trademark, or service mark legends and other notices.
   2. Access and use of the Resources and the Resource Materials is permitted only as expressly provided in these Terms.
   3. You may not (i) upload, post, publish, transmit, distribute, disseminate, display, perform, disclose, rent, lease, modify, loan, broadcast, or circulate any Resource or any Resource Material, (ii) operate or make available any Resources or any Resource Material in a service bureau, time-sharing, or other managed services environment, (iii) participate in the transfer, sublicense, assignment, or sale of any Resource or any Resource Material, (iv) access or use any Resource or Resource Material for purposes of competitive analysis of the Resource, Resource Materials, or Purchased Resources, or use or provide third-party access to Your Data or Processed Data, either directly or indirectly, for the development, provision, advertising, marketing, or use of a competing software service or product or any other purpose that is to the Istation’s detriment or commercial disadvantage, or (v) modify or create any derivative work of any Resource or any Resource Material or in any way exploit any Resource or any Resource Material provided, however, that You may download and use the Downloadable Materials in furtherance of Your education of the Authorized Users who are students, subject to any instructions or limitations provided with, or as part of, such Downloadable Materials.
   4. You may not use any of the trademarks of Istation, or Istation’s licensors, suppliers, or service providers, contained in any Resource or any Resource Material. No portion of the Resources or the Resource Materials may be stored in a computer except for educational and noncommercial use.
   5. You may not copy the Resource or the Resource Materials provided, however, that You may copy the Downloadable Materials in furtherance of Your education of the Authorized Users who are students, subject to any instructions or limitations provided with, or as part of, such Downloadable Materials.
   6. You may not disassemble, decompile, or reverse engineer any Resource or any Resource Material or otherwise attempt to determine the makeup or source code of any Resource.
   7. You may not upload any data, including any and all of Your Data, to, or otherwise access or use, any Resource or Resource Material in any manner that would materially impact the operation of such Resource or Resource Material.
   8. You may not allow access to, disclose or otherwise provide Processed Data to any third-party except for use in connection with and for the benefit of Your internal business purposes i.e. research. In no manner shall you allow or assign access to any of the Purchased Resources or Resource Materials, including but not limited to, the Reporting and Scoring Resources or Processed Data, for any third party vendors entities or other persons seeking to use for their own products or services, for commercial use or monetary gain, or otherwise.
   9. Any deviations from any of these Terms require prior written consent from Istation.

7. **Conduct.**
   1. You agree not to (or permit anyone else to) (i) upload, transmit, post, e-mail, or otherwise make available through the Resources any content or other material in any format that (a) is illegal, false, inaccurate, unlawful, harmful, hateful, threatening, abusive, harassing, tortious, defamatory, vulgar, obscene, profane, offensive, pornographic, invasive of another's privacy, libelous, or otherwise objectionable or inappropriate or (b) contains any viruses, worms, Trojan horses, corrupted files, or any other similar software or programs designed to interrupt, destroy, or limit the functionality of any computer software or hardware or telecommunications equipment; (ii) alter, remove, or falsify any attributions or other proprietary designations of origin or source of any other content appearing in or on the Resources or the Resource Materials; (iii) take any action that imposes an unreasonable or disproportionately large load on Istation's infrastructure; (iv) use any automated means to download data from any of the Resources’ databases or engage in any data gathering, mining, harvesting, or extraction methods from any Resource for any purpose; (v) impersonate another person or entity or use any fake name or identity; (vi) allow any other person or entity to use Your identification or User Account for any purpose; or (vii) violate any applicable law, rule, regulation, or right, including, but not limited to, intellectual property and privacy rights. The use of any device, software, or routine that interferes or attempts to interfere with the proper working of any Resource is expressly prohibited.
   2. By posting, uploading, inputting, providing, or submitting information, data (including, but not limited to, Your Data, student data or student information, such as personally identifiable information about students and writings prepared by students), or materials to or through any Resource (including, but not limited to, through the Web Site) (collectively the “**Submissions**”), You are granting Istation, Istation’s affiliated companies, and necessary sublicensees, subject to the Privacy Statement, irrevocable permission to use in perpetuity, without compensation and without restriction (including, but not limited to, a worldwide, transferable, perpetual, royalty-free, fully paid-up license), Your Submissions, including, but not limited to, the rights to copy, distribute, transmit, publish, publicly display, use, publicly perform, reproduce, edit, translate, reformat, modify, and prepare derivative works of Your Submissions. No compensation will be paid with respect to the use of Your Submissions. Istation is under no obligation to post or use any Submission You may provide. By posting, uploading, inputting, providing, or submitting Your Submissions, You represent and warrant that (i) You own or otherwise control all of the rights to Your Submissions as described in these Terms, (ii) such Submissions comply with these Terms, including Section 7(a) of these Terms, (iii) You have all necessary right and authority (including, but not limited to, all third-party consents) to post, upload, input, provide, and submit the Submissions, and (iv) with respect to Submissions of personal information of a child under 13 years of age, You have requested and received parental consent of such Submissions in compliance with, and such Submissions otherwise in compliance with, the Children's Online Privacy Protection Act of 1998 (“**COPPA**”) and COPPA’s rules and regulations.

8. **Security.**
    1. Istation will take commercially reasonable precautions to secure the Web Site against (i) unauthorized access by third parties and by unauthorized Istation employees, (ii) damage, disruption, and other activity aimed at Resource availability, and (iii) trespass or illegal actions. Istation reserves the right to temporarily deny and cancel access privileges for anyone suspected of attempting to work outside parameters that threaten the security of the Resource, the Resource Materials, Your Submissions (including, but not limited to, data submitted by You), or Istation's providing the Resources.
    2. NOTWITHSTANDING SECTION 8a, YOU ACCEPT SOLE RESPONSIBILITY FOR THE ACCURACY, ADEQUACY, AND LEGALITY OF, AND LIABILITIES ASSOCIATED WITH, YOUR SUBMISSIONS (INCLUDING, BUT NOT LIMITED TO, DATA SUBMITTED BY YOU AND WRITINGS PREPARED BY STUDENTS) AND FOR ALL RESULTS OBTAINED THEREFROM. You are liable for any and all expenses, losses, damage to the reputation of Istation, and damages to the Resources, the Resource Materials, or components thereof arising out of, or caused by, the negligent or willful misconduct of You or Your agents. Istation assumes no liability for any damages You may suffer as a result of interception, alteration, or misuse of any information transmitted over the Internet.

1. **No Control over Submissions.**
    1. Istation has no obligation to monitor the Submissions, Your use of the Resources, or any other aspect of the Web Site. However, Istation reserves the right to review the Submissions and any other materials posted to the Web Site and to edit, refuse to post, and remove any Submission or such other materials in Istation's sole discretion (regardless of the reason). Additionally, Istation has the right to implement, in Istation's sole discretion, bad word filters or other filters designed to disable offensive or inappropriate language in connection with use of the Resources (but in no event is Istation required to implement any such filters). Istation assumes no liability relating to Istation's monitoring, editing, or removal acts or omissions. Istation does not guarantee the accuracy, integrity, or quality of any Submissions or other user content or that the Web Site will be entirely free of Illegal, false, inaccurate, unlawful, harmful, hateful, threatening, abusive, harassing, tortious, defamatory, vulgar, obscene, profane, offensive, pornographic, invasive of another's privacy, libelous, or otherwise objectionable or inappropriate material or that users of the Web Site will not encounter inappropriate or illegal conduct from others.
    2. Istation HAS NO CONTROL OVER YOUR SUBMISSIONS AND IS NOT RESPONSIBLE FOR ANY SUBMISSIONS (SUCH AS STUDENT DATA OR WRITINGS PREPARED BY STUDENTS), INCLUDING, BUT NOT LIMITED TO, SUBMISSIONS THAT (i) ARE DISCOVERED TO BE INACCURATE OR MISSING, (ii) ARE CORRUPTED DUE TO TECHNOLOGICAL OR OTHER CAUSES BEYOND THE REASONABLE CONTROL OF Istation, AND (iii) CONTAIN OFFENSIVE OR INAPPROPRIATE LANGUAGE OR THREATS OR ACTS OF VIOLENCE.
    3. Istation reserves the right to take archiving and other measures that Istation deems necessary in order to ensure high-quality server performance and maintenance of Istation's servers.
2. **Indemnification**. To the extent allowed by law, You shall indemnify, defend, and hold harmless Istation, Istation's affiliates, and Istation's and Istation's affiliates' respective shareholders, members, partners, directors, managers, officers, employees, contractors, agents, information providers, suppliers, and attorneys (collectively the "Affiliated Group") from any and all liabilities, losses, claims, and expenses, including, but not limited to, all legal fees and costs (including, but not limited to, reasonable attorney fees), resulting from, arising from, or relating to (i) Your failure to comply with these Terms, (ii) Your access to, or use of, the Resources and the Resource Materials (including, but not limited to, compliance with applicable laws in connection with such access or use), (iii) output generated by Your access to, or use of, the Resources and the Resource Materials, (iv) the Submissions, including, but not limited to, writings prepared by students, and Your failure to have all rights and authority necessary (including, but not limited to, third-party consents) to submit the Submissions to Istation, (v) Your failure to comply with COPPA or COPPA's rules and regulations (including, but not limited to, Your failure to obtain parental consent of Submissions of personal information of a child under 13 years of age), or (vi) the unauthorized use, handling, or release of data relating to Your access to, or use of, the Resources or the Resource Materials. Istation has no duty to reimburse, defend, indemnify, or hold harmless You resulting from, arising out of, or relating to these Terms, the Resources, or the Resource Materials.
3. **Confidentiality**. Each party hereto shall hold in trust for the other party hereto and shall not disclose to any non-party to these Terms, any Confidential Information of the other party. Confidential Information is information which relates to the party's research, development, trade secrets business affairs, customer lists, any and all pricing terms of or relating to the Purchased Resources, or anything that could reasonably be considered confidential, provided that, Confidential Information shall not include information that: (a) at the time of disclosure is, or thereafter becomes, generally available to and known by the public other than as a result of, directly or indirectly, any violation of these Terms by the recipient or any of its representatives; (b) at the time of disclosure is, or thereafter becomes, available to the recipient on a non-confidential basis from a third-party source, provided that such third party is not and was not prohibited from disclosing such Confidential Information to the recipient by a contractual obligation to the disclosing party; (c) was known by or in the possession of the recipient or its representatives, as established by documentary evidence, before being disclosed by or on behalf of the disclosing party under these Terms; or (d) was or is independently developed by the recipient, as established by documentary evidence, without reference to or use of, in whole or in part, any of the disclosing party's Confidential Information.
4. **Termination**. Istation reserves the right to modify, suspend, or discontinue all or any portion of the Resources at any time, without notice,
    1. if Istation finds that You (including, but not limited to, Your Company or any Authorized User)
        - (a) have violated these Terms or accessed or used the Resources or Resource Materials beyond the scope of the rights granted for a purpose not authorized under these Terms or any manner that does not comply with any instruction or requirement of the Resources
        - (b) have been, or are likely to be involved in any fraudulent, misleading, or unlawful activities;
    2. Istation receives a judicial or other governmental demand or order, subpoena, or law enforcement request that expressly or by reasonable implication requires Istation to do so; or
    3. Upon termination, You (including, but not limited to, Your Company and the Authorized Users) shall be prohibited from accessing or using the Resources or the Resource Materials. Immediately upon any termination of these Terms for any reason, the license granted to You under these Terms and all rights with respect to such license revert in their entirety to Istation. Termination or expiration of these Terms will have no effect on Istation's rights or obligations under the following Sections of these Terms: Sections 4, 6, 7, 8(b), 9, 10, 11, 14, and 15-18.
5. **No Endorsement of Third-Party Sites.**
    1. The Web Site may reference or contain links to third-party Web sites, resources, and advertisers (collectively "Third-Party Sites"). Your linking to such Third-Party Sites is at Your own risk. Istation is not responsible for the accuracy or reliability of any content, data, opinions, advice, statements, or other information on the Third-Party Sites. Istation also is not responsible for the availability of these Third-Party Sites, nor is Istation responsible for the aesthetics, appeal, suitability to taste, or subjective quality of informational content, advertising, products, or other materials made available on or through such Third-Party Sites. No endorsement of any third-party content, information,

data, opinions, advice, statements, goods, services, or products is expressed or implied by any information, material, or content of any third party contained in, referred to on, included on, or linked from or to the Web Site. Under no circumstances shall Istation or any affiliated providers be held responsible or liable, directly or indirectly, for any loss, injury, or damage caused or alleged to have been caused to You in connection with the use of, or reliance on, any content, information, data, opinions, advice, statements, goods, services, or products available on such Third-Party Sites. You should direct any concerns to the respective Third-Party Site's administrator or Webmaster. Any links to Third-Party Sites do not imply that Istation is legally authorized to use any trademark, trade name, logo, or copyright symbol displayed in, or accessible through, such links or that any linked Third-Party Site is authorized to use any trademark, trade name, logo, or copyright symbol of Istation.

2. You may not create an Internet "link" to the Web Site or "frame" or "mirror" any Resource Materials without Istation's prior written permission for each such instance. Additionally, the Web Site may contain links to other pages within the Web Site that are "dead" or that no longer work. Please report any such dead links that You encounter.

6. **Disclaimer**.
   1. In purchasing a Subscription to a Purchased Resource, You are being granted access to an interactive Resource for individualized instruction. Given the nature of the Resources, there are many factors outside the reasonable control of Istation that may affect the access to, and use of, the Resources and the Resource Materials, including, but not limited to, failures or difficulties with the Internet or data provided by You. You remain solely responsible for acting or deciding not to act on the results of data input into the Resources and the handling of such results. In providing the Resources, Istation shall not be responsible for loss of data associated with the failure of Your equipment, software, or any information service provider.
   2. YOU EXPRESSLY AGREE THAT USE OF THE RESOURCES AND THE RESOURCE MATERIALS (INCLUDING, BUT NOT LIMITED TO, ANY AND ALL FORMS AND FORM LETTERS MADE AVAILABLE BY Istation) IS AT YOUR SOLE RISK. THE RESOURCES AND THE RESOURCE MATERIALS MAY INCLUDE TECHNICAL OR OTHER INACCURACIES OR TYPOGRAPHICAL ERRORS, AND THE RESOURCES AND THE RESOURCE MATERIALS ARE PROVIDED TO YOU ON AN "AS IS," "WHERE IS," AND "WITH ALL FAULTS" BASIS, WITHOUT WARRANTIES OR REPRESENTATIONS OF ANY KIND. THE AFFILIATED GROUP MAKES NO REPRESENTATIONS AND DISCLAIMS ALL EXPRESS AND IMPLIED WARRANTIES AND CONDITIONS OF ANY KIND, INCLUDING, BUT NOT LIMITED TO, REPRESENTATIONS, WARRANTIES, OR CONDITIONS REGARDING ACCURACY, USEFULNESS, TIMELINESS, COMPLETENESS, NONINFRINGEMENT, SATISFACTORY QUALITY, MERCHANTABILITY, MERCHANTABLE QUALITY, FITNESS FOR ANY PARTICULAR PURPOSE, QUIET ENJOYMENT, OR THOSE ARISING BY LAW, STATUTE, USAGE OF TRADE, OR COURSE OF DEALING. THE AFFILIATED GROUP AND THE AFFILIATED GROUP'S LICENSORS, SERVICE PROVIDERS, AND SUPPLIERS ASSUME NO RESPONSIBILITY TO YOU OR TO ANY THIRD PARTY FOR THE CONSEQUENCES OF ANY ERRORS OR OMISSIONS OR LACK OF ACCURACY, COMPLETENESS, OR USEFULNESS OF ANY RESOURCES OR RESOURCE MATERIALS. ISTATION RESERVES THE RIGHT, IN ISTATION'S SOLE DISCRETION, TO CORRECT ANY ERRORS OR OMISSIONS IN ANY PORTION OF THE RESOURCE OR THE RESOURCE MATERIALS. Istation MAY MAKE ANY OTHER CHANGES TO THE RESOURCES OR THE RESOURCE MATERIALS AT ANY TIME WITHOUT NOTICE.
   3. ISTATION STRIVES TO KEEP THE RESOURCES AND RESOURCE MATERIALS ACCURATE, CURRENT, AND UP TO DATE. HOWEVER, Istation CANNOT GUARANTEE THAT ALL MATERIALS AND ALL RESOURCE MATERIALS (INCLUDING, BUT NOT LIMITED TO, FORMS AND FORM LETTERS) ARE COMPLETELY CURRENT OR STRICTLY COMPLY WITH ALL APPLICABLE LAW, INCLUDING, BUT NOT LIMITED TO, EDUCATIONAL INITIATIVES OR EDUCATIONAL TESTING REQUIREMENTS. THE LAW IS DIFFERENT FROM JURISDICTION TO JURISDICTION AND IS ALSO SUBJECT TO INTERPRETATION BY DIFFERENT COURTS AND OTHER GOVERNING BODIES. THE LAW IS A PERSONAL MATTER, AND NO GENERAL INFORMATION OR TOOLS LIKE THE RESOURCES OR THE RESOURCE MATERIALS CAN FIT EVERY CIRCUMSTANCE. FURTHERMORE, THE INFORMATION CONTAINED ON THE WEB SITE AND IN THE RESOURCES AND RESOURCE MATERIALS IS NOT LEGAL ADVICE AND IS NOT GUARANTEED TO BE CORRECT, COMPLETE, OR UP TO DATE. THEREFORE, IT IS RECOMMENDED THAT YOU SEEK INDEPENDENT LEGAL ADVICE REGARDING THE SUITABILITY OF THE RESOURCES AND THE RESOURCE MATERIALS.
   4. Istation MAKES NO WARRANTY THAT (i) THE RESOURCES OR THE RESOURCE MATERIALS WILL MEET YOUR REQUIREMENTS, (ii) THE RESOURCES OR THE RESOURCE MATERIALS WILL BE AVAILABLE ON AN UNINTERRUPTED, TIMELY, SECURE, OR ERROR-FREE BASIS, (iii) THE RESULTS THAT MAY BE OBTAINED FROM THE USE OF RESOURCES OR RESOURCE MATERIALS WILL BE ACCURATE OR RELIABLE, OR (iv) THE QUALITY OF ANY PRODUCTS, SERVICES, INFORMATION, OR OTHER MATERIALS PURCHASED OR OBTAINED BY YOU AS PART OF THE RESOURCES OR RESOURCE MATERIALS WILL MEET YOUR EXPECTATIONS.

7. **Limitation of Liability and Damages.**
   1. THE AFFILIATED GROUP SHALL NOT, UNDER ANY CIRCUMSTANCES, BE LIABLE, WHETHER IN CONTRACT, TORT (INCLUDING, BUT NOT LIMITED TO, NEGLIGENCE), OR OTHER LEGAL THEORY, FOR ANY CONSEQUENTIAL, INCIDENTAL, INDIRECT, PUNITIVE, OR SPECIAL DAMAGES OF ANY KIND, INCLUDING, BUT NOT LIMITED TO, THOSE ARISING FROM (i) ANY PRODUCT OR RESOURCE MATERIALS AVAILABLE ON OR THROUGH THE RESOURCES, (ii) ANY DECISION MADE OR ACTION TAKEN BY YOU IN RELIANCE UPON THE RESOURCES OR THE RESOURCE MATERIALS, (iii) LOSS OF USE, DATA, OR PROFITS, WHETHER RESULTING FROM THE USE OF, OR INABILITY TO USE, THE RESOURCES OR ANY RESOURCE MATERIALS, (iv) THE USE, THE RESULTS OF USE, OR THE INABILITY TO USE THE RESOURCES OR ANY RESOURCE MATERIALS, OR (v) ANY SUBMISSION (INCLUDING, BUT NOT LIMITED TO, WRITINGS PREPARED BY STUDENTS) EVEN IF THEY WERE CAUSED BY THE NEGLIGENCE OF THE AFFILIATED GROUP OR BY THE NEGLIGENCE OF THE AFFILIATED GROUP'S RESPECTIVE LICENSORS, SERVICE PROVIDERS, OR SUPPLIERS, EVEN IF THE CUSTOMER OR OTHERS HAVE BEEN ADVISED OF THE POSSIBILITY OF SUCH DAMAGES OR CLAIM OCCURRING, AND EVEN IF THE REMEDIES PROVIDED IN THESE TERMS FAIL OF THEIR ESSENTIAL PURPOSE.
   2. YOUR SOLE AND EXCLUSIVE REMEDY FOR A BREACH BY Istation OF THESE TERMS IS THE RECEIPT OF A PRO RATA REFUND OF THE SUBSCRIPTION FEES PAID BY YOU FOR THE APPLICABLE RESOURCE. Istation WILL NOT BE LIABLE FOR ANY AMOUNT, REGARDLESS OF THE BASIS OF THE CLAIM, EXCEEDING THE SUBSCRIPTION FEES ACTUALLY PAID BY YOU. THE EXISTENCE OF MORE THAN ONE CLAIM WILL NOT EXPAND THESE LIMITS.
   3. THE ABOVE LIMITATIONS AND EXCLUSIONS SHALL APPLY TO YOU TO THE FULLEST EXTENT THAT APPLICABLE LAW PERMITS, IN ALL ACTIONS OF ANY KIND, WHETHER BASED ON CONTRACT, TORT (INCLUDING, BUT NOT LIMITED TO, NEGLIGENCE), OR ANY OTHER LEGAL OR EQUITABLE THEORY.
   4. IN NO EVENT MAY YOU BRING A CLAIM OR CAUSE OF ACTION AGAINST ANY MEMBER OF THE AFFILIATED GROUP MORE THAN TWO YEARS AFTER THE CLAIM OR CAUSE OF ACTION AROSE.

8. **Violations of Terms.** Istation reserves the right to seek all remedies available at law and in equity for violations of these Terms, including, but not limited to, the right to block or restrict access from a particular Internet address to the Web Site.
9. **Governing Law.** These Terms shall be governed by the laws of the state of Texas, without regard to Texas's choice of law rules. You agree that any action at law or in equity arising out of, or relating to, these Terms shall be filed only in the state and federal courts located in Dallas County, Texas, and You consent and submit to the personal jurisdiction of such courts for the purposes of litigating any such action.
10. **Miscellaneous.**
    1. You agree to comply with all applicable laws, rules, regulations, orders, and ordinances of the United States of America and in any other state, county, or city with jurisdiction over You or Your activities under these Terms. If any provision of these Terms is held to be illegal, invalid, or unenforceable, then that provision shall be fully severable from these Terms and shall not affect the legality, validity, or enforceability of the remaining provisions of these Terms. Failure of Istation to enforce any of the terms or conditions of these Terms, unless waived in writing, shall not constitute a waiver of Istation's right to enforce each and every term and condition of these Terms. To the extent You have entered into any separate license agreement with Istation for access to, or use of, a Resource (the "Additional Terms"), such Additional Terms are incorporated into these Terms by reference. To the extent there is any conflict between these Terms and any Additional Terms, the Additional Terms shall control.
    2. A printed version of these Terms and of any notice given in electronic form shall be admissible in judicial or administrative proceedings based upon, or relating to, these Terms to the same extent and subject to the same conditions as other business documents and records originally generated and maintained in printed form. It is the express wish of Istation and You that these Terms of Use and all related documents be drawn up in English as spoken in the United States.
    3. You may not assign these Terms (or delegate Your rights, duties, or obligations under these Terms) without Istation's prior, express, and written consent.

PRIVACY STATEMENT:

This Privacy Statement is incorporated in, and subject to, the Terms of Use and Service for Imagination Station, Inc. ("**Istation**"). Please refer to those terms for definitions of words with initial capitals letters that are not otherwise defined in this Privacy Statement. Istation encourages you to read this Privacy Statement carefully. For purposes of this Privacy Statement, references to "**You**" or "**Your**" mean (i) you in your individual capacity, (ii) your company, which may be a school or school district, and (iii) students, employees, representatives and agents of Your school or school district that are registered with Istation and that have a valid security identification and password to access and use the Resources (collectively the "**Authorized Users**").
As noted in the Terms of Use, Istation provides its customers with a range of educational resources, including, but not limited to, (i) Istation's interactive educational-based applications (collectively the "**Licensed Applications**"), (ii) Istation's Internet Web site (the "**Web Site**"), currently located at www.istation.com, (iii) account information regarding the Licensed Applications and the Web Site, (iv) materials and documentation (including, but not limited to, preprinted forms, form letters, resource materials, lesson plans, books, images of Istation characters, and so-called "Black Line Masters" coloring-book style pictures) available from the Web Site (collectively the "**Downloadable Materials**"), and (v) news and information about Istation, the Licensed Applications, and the Web Site. Any and all of the foregoing resources (including, but not limited to, the Licensed Applications, the Web Site, and the Downloadable Materials), together with any other resources made available by Istation, are collectively referred to as the "**Resources**".

What Personally Identifiable Information Is Collected by Istation?
"**Personally Identifiable Information**" generally refers to any data that could potentially identify a specific individual. While You have access to the Resources, Istation may collect the following Personally Identifiable Information about You:

- Your first and last name
- **Teachers and administrators only** – Your contact information, such as email addresses, mailing addresses, and phone numbers
- Your school and school district
- Any identification numbers issued by Your school and/or Your school district to You, including teacher numbers, administrator numbers, and student numbers;
- Security information, such as usernames, passwords, and password hints;
- Browser information, such as browser version, IP address, and the presence of various plug-ins and tools;
- **Students only** – "Demographic Data," such as gender, race, special-education status, socio-economic status, and English language learner status, but only to the extent provided by Your school or Your school district;
- Resource-related responses submitted by You, including, but not limited to responses to interactive activities and assessments;
- Resource use behavior, such as pages visited, downloads, or searches requested; and
- Resource use results, but only to the extent that such results identify one or more (i) students, (ii) teachers, (iii) classrooms within an identified school, (iii) grades within an identified school or school district or (iv) schools (collectively "**Identifiable Use Results**"). Identifiable Use Results do not include Resource use results for school districts or for geographic regions that do not identify a specific school (such as Resource use results reported (i) on a county-wide basis, (ii) within a defined territory [whether officially or unofficially defined], such as North Texas, or (iii) within a metropolitan area, such as Dallas-Fort Worth).

Personally Identifiable Information does not include "De-identified Information," which is any data or information that cannot be traced back to an individual (except for Identifiable Use Results, as defined above). For example, a table listing the number of students in each grade at a specific school using a particular Resource would not be Personally Identifiable Information.

How Is Personally Identifiable Information Used and/or Disclosed?
Istation does not sell Personally Identifiable Information to any affiliated entity of Istation or any third-party, nor does it use such information for any sort of behavioral advertising. However, Istation may use and disclose Personally Identifiable Information for a range of educational, compliance and quality assurance purposes. Istation may use Personally Identifiable Information for the following purposes:

- To provide status reporting notices to teachers and administrators about the Resources (e.g. – an email prompting a teacher to log in to see his or her students' latest assessment results);
- To internally analyze data regarding the use of the Resources;
- To track students' usage of the Resources over time, including performance metrics collected over multiple school years;
- To send You (**teachers and administrators only**) updates, promotional/advertising materials, and newsletters related to the Resources and Istation's products and services or to otherwise market specific Istation services or offers to You. If You want to stop receiving promotional/advertising/ marketing materials from Istation, You will have the option to unsubscribe;

- To respond to Your questions or comments; and
- To customize content within the Resources, to improve the Resources' content and functionality and to develop new products and updates.

Istation may disclose Personally Identifiable Information to the following individuals or entities under the following circumstances:

- To Istation's employees who need to access the Personally Identifiable Information to perform their jobs;
- To third parties, including contractors, vendors, and service providers, that assist with the production, implementation or servicing of the Resources, but only after receiving satisfactory assurances from each third-party that its data privacy and security protections are at least as stringent as those of Istation;
- To Authorized Users as determined by each school or school district at issue. Generally, but subject to determination by the school at issue or the school district at issue,
  1. a teacher may only see the Personally Identifiable Information of the students in the teacher's classroom,
  2. a principal may only see the Personally Identifiable Information of those students and teachers in the principal's school, and
  3. a school district-level administrator may only see the Personally Identifiable Information of those students and teachers in the administrator's school district;
- To third parties, and solely for educational purposes, when Istation has the consent of the school or school district at issue, including Identifiable Use Results that identify specific individual students if Istation has received a written acknowledgement from the school or school district that it has obtained the student's consent to such disclosure;
- When Istation believes that sharing Personally Identifiable Information is reasonably necessary in order to (i) protect or defend the legal rights, interests, property, safety, or security of Istation, its employees or contractors, or the public, (ii) protect or defend against, or otherwise address, fraud, security, or technical issues, (iii) comply with, or respond to a law, regulation, legal request, legal process, legal requirement, judicial proceeding, or court order, or (iv) investigate a possible crime, such as fraud or identity theft;
- In connection with an actual or potential sale, purchase, acquisition, merger, reorganization, bankruptcy, liquidation, dissolution, or similar transaction or proceeding of or involving Istation, but only to the extent that the purchasing, acquiring or successor entity agrees to implement data privacy and security protections with respect to Personally Identifiable Information that are at least as stringent as those of Istation.

Istation is permitted to use and/or disclose Personally Identifiable Information about You when Istation has Your consent. Istation does not need Your consent to use De-identified Information.

Can I Access or Change My Personally Identifiable Information?
Each school and/or school district is permitted via functionality made available by the Resources to determine what Personally Identifiable Information (if any) is accessible by Authorized Users and to which Authorized Users in particular. In certain circumstances, a school and/or school district may be entitled to permit one or more Authorized Users to change Personally Identifiable Information. Any requests by Students or parents to access and/or change Personally Identifiable Information must be made to the school and/or school district in the first instance, and these entities will maintain a record of all such access and amendment requests and of any actual changes made. To the extent that a student and/or parent makes a direct request to Istation to access and/or amend Personally Identifiable Information, Istation will forward that request to the school and/or school district for response.

Data Retention
Unless required by law to maintain certain information for a longer period of time, Istation retains Personally Identifiable Information only for as long as a student's school and/or school district maintains a subscription with Istation to one or more of the Resources. Once a subscription to a particular Resource is cancelled or otherwise terminated, Istation will typically retain any Personally Identifiable Information related to that Resource for sixty days after cancellation/termination to allow for temporary lapses in subscription services, at which point that information is destroyed. Personally Identifiable Information may also be destroyed at any time at the request of the school and/or school district.

Website and Resource Security
Istation recognizes its responsibility to protect the Personally Identifiable Information that You entrust to it. Istation uses a variety of secure techniques to protect Your information, including secure servers, firewalls, access limitations on Istation's servers and password protections that guard against unauthorized access. Additionally, the information that You send Istation via the Website, including student usage information and passwords, may be encrypted, a process used to scramble information and make it extremely difficult to read if wrongly intercepted. Istation utilizes industry standard Secure Sockets Layer (SSL) technology to allow for the encryption of Personally Identifiable Information. All Personally Identifiable Information sent to Istation is encrypted during transmission, such as during login. Once the data reaches Istation's server, Personally Identifiable Information is stored on a secure database, and access to this information is password protected.

Use of "Cookies"
"Cookies" are small pieces of information that some websites store on Your computer's hard drive when You visit them. This element of data is a piece of text, not a program, that contains information identifying a user. When a user revisits a Website, his or her computer automatically "serves up" the cookie, eliminating the need for the customer to reenter the information. Like many other websites, Istation uses cookies for this purpose. Your user "domain" (that is, Your school name) is the only data stored on Your hard drive by Istation.
Most web browsers automatically accept cookies but allow You to modify security settings so You can approve or reject cookies on a case-by-case basis. At a minimum, Your web browser must allow temporary cookies that are not stored on Your hard disk to log into the Website. Please refer to the "Help" file of Your Internet Browser either to learn how to receive a warning before a cookie is stored.

Third Party Sites
The Website may contain links to or reference third party websites and resources (collectively "**Third Party Sites**"). These Third Party Sites are not controlled by Istation and, therefore, are not subject to this Privacy Statement. You should check the privacy policies of these individual Third Party Sites to see how Your personally identifiable information will be utilized by them before providing any personally identifiable information. Please be aware that these Third Party Sites may collect personally identifiable information about You and may also send you "cookies." Istation is not responsible for the content or practices of any linked Third Party Sites, and Istation provides these links solely for the convenience and information of Istation's visitors.

Can Istation change this Privacy Statement?
Istation may change this Privacy Statement at any time without advance notice. However, if the Privacy Statement changes, Istation will post an updated version on the Website, and the revision date will be posted at the bottom of the page. If this occurs, You will be required to re-acknowledge review of the revised Privacy Statement before you can continue using the Resources.

Who can I contact if I have questions about this Privacy Statement?
If You have any questions about this Privacy Statement or any privacy questions or concerns, You may contact Istation using the information below:

Email address: info@Istation.com
Street/Postal address:
8150 North Central Expressway, Suite 2000
Dallas, Texas 75026
Phone: (214) 237-9300
Fax: (972) 643-3441
Effective Date: February 23, 2018

Copyright
Copyright © 1998-2020 Istation.com
Imagination Station, Inc. DBA Istation
8150 North Central Expressway, Suite 2000
Dallas, TX 75206
All rights reserved.

Trademarks
The Imagination Station DBA Istation, Istation.com, Infinity, and other Istation.com programs, products, and technology referenced herein are either registered trademarks or trademarks of Istation.com in the U.S. and/or other countries. The names of actual companies and products mentioned herein may be the trademarks of their respective owners.
Any rights not expressly granted herein are reserved.

SANTA CRUZ CITY SCHOOL DISTRICT

AGENDA ITEM: Educational Software for Guiding Instruction License Renewal

MEETING DATE: June 16, 2021

FROM: Dorothy Coito, Assistant Superintendent of Educational Services

THROUGH: Kris Munro, Superintendent

RECOMMENDATION:
Approve the Educational Software for Guiding Instruction renewal license agreement.

BACKGROUND:
Educational Software for Guiding Instruction (ESGI) is a simple one-on-one assessment solution for Pre-K through 2nd grade. This online solution saves teachers over 400 hours a year assessing letters, sounds, sight words, and math concepts with only two clicks. Teachers can guide instruction with real-time feedback in easy-to-read reports and graphs. Teachers have been using this software for the past several years, and they find it a good way to track assessment with their students.

The Elementary Curriculum team will conduct standardized reading and math assessments in Educational Software for Guiding Instruction that will be administered to all K-2 students. The data will be analyzed to assess student progress, and determine intervention groups.

FISCAL IMPACT:
$8,282 annually, ESSER3 (Restricted)

(100%, 675 licenses, elementary)

This work is in direct support of the following District goals and their corresponding metrics:

Goal #1: All Santa Cruz City Schools students will be prepared to successfully access post-secondary college and career opportunities.
Goal #3: We will eliminate the achievement gaps that currently exist between demographic groups within the SCCS student community.

AGENDA ITEM: 8.2.1.26.

support@esgisoftware.com
PO Box 938
Elkhart, IN 46515
Phone (443) 333-9898
Fax (866) 925-3450

Quote #	925728
Quote Prepared:	05/04/2021
Quote Expires:	08/04/2021
Prepared For:	Alicia Reyes
State:	California
District:	SANTA CRUZ CITY ELEMENTARY
School:	Multiple Schools

QUOTE

Qty	Description	Notes	List Price	Disc Price	Amount
41	ESGI 12-Month License (max. 35 students)		$225.00	$202.00	$8,282.00
				Total	**$8,282.00**

ORDER FORM

Complete all required information below and send this form with your PO or check.

Purchase Order
support@esgisoftware.com
Fax: 866-925-3450

Personal or School Check
ESGI, LLC
PO Box 938, Elkhart, IN 46515

After processing, an Activation Code will be sent to the contact for distribution to teachers.

ACTIVATION CODE CONTACT (*Required)

Name: _____

Email: _____

ACCOUNTS PAYABLE CONTACT (*Required)

Phone: _____

Email: _____

If your order includes extra students, please provide the teacher name(s) and number of students so we can update the accounts.

Teacher Name	# of Students	Teacher Name	# of Students

Other Information:

Marking Period for the current school year (circle one): Semester Trimester Quarters Other

Marking Period	End Date [MM/DD/YY]	Marking Period	End Date [MM/DD/YY]
First	_ _ / _ _ / _ _	Sixth (if applicable)	_ _ / _ _ / _ _
Second	_ _ / _ _ / _ _	Seventh (if applicable)	_ _ / _ _ / _ _
Third (if applicable)	_ _ / _ _ / _ _	Eighth (if applicable)	_ _ / _ _ / _ _
Fourth (if applicable)	_ _ / _ _ / _ _	Ninth (if applicable)	_ _ / _ _ / _ _
Fifth (if applicable)	_ _ / _ _ / _ _		

SANTA CRUZ CITY SCHOOL DISTRICT

AGENDA ITEM: Geo. H. Wilson Proposal for Gault Elementary School Sewer Repairs

MEETING DATE: June 16, 2021

FROM: Jim Monreal, Assistant Superintendent, Business Services

THROUGH: Kris Munro, Superintendent

RECOMMENDATION:
Ratify the Geo. H. Wilson proposal for sewer repairs at Gault Elementary School.

BACKGROUND:
This proposal consists of labor and materials to replace the sewer pipe connecting to the Boy's Restroom, Teachers Restrooms, boiler room drains, and the main sewer line below Seabright Avenue. The pipe is believed to have been damaged by tree roots. This proposal is being brought for ratification because the District needed to respond immediately to this sewer problem or face City fines. This proposal includes demo and removal of concrete to repair the pipe underground.

FISCAL IMPACT:
$49,528.00, Elementary Routine Restricted Maintenances Agency Funds (Restricted)

This work is in direct support of the following District goals and their corresponding metrics:

Goal #2: SCCS will create positive, engaging school environments that promote the development of cognitive skills and the social emotional well-being of all students.
Goal #5: SCCS will maintain a balanced budget and efficient and effective management.
Goal #6: SCCS will maintain strong communication and partnership with its diverse community.

Prepared by Trevor Miller, Director, Facility Services

250 HARVEY WEST BLVD.
SANTA CRUZ, CA 95060
Phone (831) 423-9522
FAX (831) 423-9903

MECHANICAL
Geo. H. Wilson
CONTRACTORS

Established 1921
Contractors License No. 1042403

MAILING ADDRESS
P.O. BOX 1140
SANTA CRUZ, CA 95061-1140

5/17/2021

Santa Cruz City Schools
536 Palm Street
Santa Cruz, CA 95060

Attn.: Chris Garcia [cgarcia@sccs.net]

RE: Gault Elementary School - (Detail IV Sewer Repairs)
GHW Bid #20-032

Dear Chris:

Thank you for the opportunity to provide a proposal for the subject project. The proposal is based on our Summary Findings Detail IV Dated and Sent November 6th 2019.

1. Detail IV Scope: Sanitary Sewer lateral serving the Boy's Restroom, Teachers' Restrooms, Corner Room with boiler, and connections to the main below Seabright Avenue. Between clean-outs A and B, there is +92' of flat or back-graded pipe. At 25' past clean-out B, there is an offset in the pipe that is likely caused by roots.

   A. Procure materials.
   B. Locate the sections of pipe and mark them for an 811 survey.
   C. Provide delineators, barricades and sidewalk signage during construction.
   D. Obtain an encroachment permit with the City of Santa Cruz.
   E. Sawcut, demo and remove concrete.
   F. Excavate and expose the impacted sections.
   G. Provide a compacted bed of sand to eliminate swale or back grade.
   H. Provide pipe and fittings to complete the repair.
   I. Complete the backfill and restore the surface areas including the concrete sidewalk.
   J. Clean workspace and remove equipment.

SCHEDULE:

Please allow 2 to 3 weeks for material procurement and scheduling. If details are completed in series then we should be able to complete this work within 30 days.

Digitally signed by Trevor Miller
DN: cn=Trevor Miller, o=SCCS, ou=Facilities, email=trevormiller@sccs.net, c=US
Date: 2021.05.18 07:00:41 -07'00'

PRICING:

PLMB Base Bid ..... **$ 49,528.00**

We appreciate this opportunity to be of service to you. If you have any questions please contact our office.

Sincerely,
Geo. H Wilson Mechanical Contractors

Craig Rolen
Estimator

GEO. H. WILSON MECHANICAL CONTRACTORS
A Division of ACCO Engineered Systems

CONDITIONS OF PROPOSAL

==========

EXCLUSIONS:

1. Cutting, patching and painting.
2. Surveying and engineering.
3. Furnishing and/or installation of any fire rated enclosure for HVAC, ductwork or boiler flues.
4. Temporary water, sanitary or electrical services, or payments for use or maintenance of the same.
5. Water and gas meters.
6. Premium time.
7. Asbestos or hazardous materials removal (if applicable).
8. Carpentry and/or framing.
9. Electrical work.
10. Fire protection.

==========

CLARIFICATIONS:

1. Our Contractor's State License number is 1042403 with the following classifications:
   - B - General Building Contractor
   - C-4 - Boiler, Hot Water Heating and Steam Fitting
   - C10 - Electrical
   - C16 - Fire Protection
   - C20 - Warm Air Heating, Ventilation and Air Conditioning
   - C34 - Pipelines
   - C36 - Plumbing
   - C42 - Sanitation System
   - C43 - Sheet Metal
   - C60 - Welding

   Our license expiration date is 07/31/20.
   The representations made herein are made under penalty of perjury.

2. We are registered with the California Department of Industrial Relations (DIR).
   Our registration number is 1000063059. The expiration date is 06/30/21.

3. Our company is union affiliated and is fully bondable.
   We are signatory to the following labor trades:

Plumbers	Sheet Metal Workers
Pipe Fitters	Laborers

4. Due to the shortages and escalating prices associated with the commodity metal markets, we can only honor our prices for 30 days.

5. Payments for construction contracts and "time and material" projects are limited to check, Automated Clearing House (ACH) or direct wire. Credit card payments are <u>not</u> acceptable and will be limited to the Service Department and Retail Sales only.

==========

02/21/19 RJW/amb

SANTA CRUZ CITY SCHOOL DISTRICT

AGENDA ITEM: Facility Adviser Proposal for Software and Services

MEETING DATE: June 16, 2021

FROM: Jim Monreal, Assistant Superintendent, Business Services

THROUGH: Kris Munro, Superintendent

RECOMMENDATION:
Approve Facility Adviser proposal for computer software.

BACKGROUND:
This proposal consists of the purchase of software and support services. The Facility Inspection Tool (FIT) has been developed by the Office of Public School Construction to determine if a school facility is in "good repair" as defined by Education Code (EC) Section 17002(d)(1) and to rate the facility pursuant to EC Section 17002(d)(2). This tool is designed to identify areas of a school site that are in need of repair based upon a visual inspection of the site. Currently, the District uses a paper process that is manually input onto an Excel form. The purchase of this software is to support teams to complete the inspections in a more efficient way and to be able to share data seamlessly within the Santa Cruz City School and State required systems. This program will save time, facilitate better communication and allow the Facilities team to focus their time on repairs and maintenance, spending less time on this compliance task.

FISCAL IMPACT:
$10,265.00, Routine Restricted Maintenances Agency Funds (Restricted)

This work is in direct support of the following District goals and their corresponding metrics:

Goal #2: SCCS will create positive, engaging school environments that promote the development of cognitive skills and the social emotional well-being of all students.
Goal #5: SCCS will maintain a balanced budget and efficient and effective management.
Goal #6: SCCS will maintain strong communication and partnership with its diverse community.

Prepared by Trevor Miller, Director, Facility Services

FACILITY ADVISER

An OnPoint product.

PROPOSAL

Created for Trevor Miller,

Director of Facility Services

SANTA CRUZ CITY SCHOOLS

Santa Cruz City Schools

Vision of Santa Cruz City Schools

Create and support a learning environment that challenges and enables students to achieve their highest potential.

Our Vision for Education

A partnership with OnPoint is designed to be on-going, reflective, and adaptable to the needs, initiatives and defined goals of a school or district. We provide a comprehensive range of products along with a clear purpose to create an innovative learning environment around student, teacher, and school collaboration.

OnPoint
Innovative Learning Environments

Contents

Why Facility Adviser?	2
Partners in *Your* Vision	2
Software Solutions	3
Professional Development and Onboarding	6
Implementation Plan	7
Support	8
Summary and Total Costs	9

Why Facility Adviser?

Facility Adviser offers software and services aimed at helping county and district administrators accurately assess the complete facilities picture while reducing the workload needed to gather and report on an ever-growing pool of data. The software is the platform for performing various inspections which may include FIT/Williams, custodial, safety, playgrounds, etc. After the inspections are complete, reports can be generated for users to review the results of a single inspection or view trends by school and/or district over time. Finally, the data can be used in real-time to support the work order and facility maintenance process.

Partners in *Your* Vision

Trevor Miller has set an objective of collecting and analyzing facility data for his team. This objective calls for improved facilities inspections and reporting tools at all levels within the district, consistently and accurately identifying areas in need of improvement.

To this end, Santa Cruz City Schools has requested a proposal from Facility Adviser for software and services aimed at supporting this objective. The following proposal outlines a Facility solution offered by Facility Adviser as we position ourselves to partner with Santa Cruz City Schools.

Software Solutions

Facility Adviser offers a steadily growing catalog of software tools designed for today's facility directors, managers, and users. These components can be brought online individually as desired, or together within a unified web-application, allowing administrators to support their Professional Development, Facilities Management, and Stakeholder Engagement efforts from a single platform.

FACILITY ADVISER An OnPoint product.	Professional Development	Facilities	Stakeholders	
FIT Manager		✓		The **FIT Manager** component generates the California Williams Act Facility Inspection Tool Form. Data collected can be exported to an interactive Deficiency View or spreadsheet.
Facility Inspections		✓		The **Facility Inspections** component provides informal inspections on custodians, grounds, and other staff based on completely customizable goals, sub-goals and criteria.
Facility Staff Walk-Thrus	✓			The **Facility Staff Walk-Thrus** component provides informal inspections on custodians and other facility staff, based on completely customizable goals, sub-goals and criteria.
LCAP Progress Monitoring	✓	✓	✓	Track facility and maintenance related actions attached to your district's Local Control Accountabilty with the **LCAP Progress Monitoring** component.
Facility Stakeholder Surveys	✓		✓	The **Facility Stakeholder Surveys** component can be used with your Facilities goals to engage staff and stakeholders alike.

Given the objectives and needs outlined by the Santa Cruz City Schools, we propose the integration of the following software solutions:

Software Component Details	
FIT Inspections	The Facility Adviser FIT Component allows maintenance and operations departments to easily inspect and document the conditions of their facility within the guidelines set forth in the Facility Inspection Tool, in compliance with the Williams Act. ● FIT-compliant inspection ● California defined inspection deficiency comments ● FIT Reporting includes current CA state Excel template for SARCs ● Multiyear Comparison Report, up to four date ranges, view all district FIT scores at once ● Deficiency View for easy tracking and tasking based on deficiencies uncovered by the FIT Inspection process ● Recently Inspected Status Indicators in the inspection dropdown ● Recently Inspected Status Indicators in the facility database ● Room sorting ● Upon completion, the inspection defaults to the next room to be inspected
NEW* Facility Inspections	The Facility Adviser Facility Inspection Component allows Maintenance and Operations departments to create custom inspections for their facilities. Report over time by Site or for the entire District • Restroom Inspections • Fire Extinguisher Inspections • Campus Security Walks • Facility Condition Inspection • Playground Inspections • **NEW***Facility Condition View (Deficiency View) • **NEW*** Executive Reports View • Goal Report • Frequency Report
Facility Surveys	The Progress Adviser Survey Feature allows you to collect feedback from your staff, teachers, students, parents, and community members. • Includes four Facility Pre-loaded surveys • Allows for custom surveys • Collect and Report data throughout the year

The following software solution will be included:

Software Solutions	**Price**	**Quantity**	**Total**
FIT Inspections	$0.50	6,300	$3,150
Facility Inspections	$0.50	6,300	$3,150
Bundle Discount	($.40)	6,300	($2,520)
Facility Surveys Included	$0.00	1	$0.00
Software Bundle Subtotal	**$.60**	**6,300**	**$3,780**

Professional Development and Onboarding

Professional Development and Onboarding Details	
FIT Inspection Building & Classroom Build-Out	A Support Specialist will import the district and school buildings and all rooms to be inspected during the FIT process. This information can be obtained from your most current FIT school facility conditions evaluations, or by completing a simple spreadsheet provided by the Support Specialist. We can also get this information from an export of your Work Order system.
Facility Inspection Content	A Support Specialist will add any Santa Cruz Unified specific inspection content to the system. We also can provide any of the following Santa Cruz would like to implement: • Playground Inspection • Restroom Inspection • Fire Extinguisher • Classroom Disinfecting Checklist • Restroom Disinfecting Checklist • Playground Disinfecting Checklist • School Bus Disinfecting Checklist • Library/Learning Commons Disinfecting Checklist • Main Office/Lobby Disinfecting Checklist
On-Site Professional Development (Full Day)	A Progress Adviser representative will travel to the meeting place of your choice and host three, one-day Professional Development (PD) session. • Customized PD experience, covering the entire FIT process. • Professional Development topics will include the basic functionality of the system, the inspection process, collecting the data, and calibration. These sessions will also include the deficiency view, and alignment to the work order process and generating FIT reports.

The following onboarding and professional development services will be included:

Professional Development & Onboarding	**Price**	**Quantity**	**Total**
FIT Inspection Building & Classroom Build-Out	$199	10	$1,990
On-Site Professional Development	$2,995	1	$2,995
Professional Development & Onboarding Subtotal			**$4,985**

Implementation Plan

Below is an implementation plan to meet the strategic goals of the Santa Cruz City Schools' continuous facility improvement process. Note that the timeline may see adjustment as the project unfolds over the course of this multi-year rollout and that many of these stages are dependent on the completion of the previous stage.

2021-22 FIT & Facilities Inspections Implementation Plan	
Timeline	**Objective**
June 1, 2021	Order received by Facility Adviser
June 1, 2021	Facility Adviser support team reaches out to the Santa Cruz City Schools Maintenance and Operations Department and requests all needed information to begin the software build-out. PA representative will provide an excel template in order to obtain all buildings and rooms for the setup.
June 7, 2021	Site buildings and rooms, staff list and other essential details delivered to Facility Adviser Team by Santa Cruz City Schools representative.
June 14,2021	Import of all relevant staff, school, buildings, and rooms for completed by Facility Adviser team.
June 15, 2021	Launch Webinar: Delivery of completed software build and giving Trevor Miller login credentials. Calendar and complete a webinar to review the software build-out, review the login process and confirm that everything is ready for the Getting Started - Professional Development session.
July, 2021	Professional Development: On-site facility inspection and reporting training designed to review software application, practice FIT inspections, calibrate scoring, run FIT and Facility reports in real-time.
August/September 2021	Santa Cruz City Schools facility inspectors complete district FIT/Facility inspections
September, 2021	Facility Adviser representative meets with Trevor Miller to recap the FIT/Facility inspection process and Facility Adviser implementation.
Ongoing	Santa Cruz City Schools completes facility inspections as needed.

Support

Support Details	
Basic Support	Basic Support includes email and phone requests along with user guides and tutorial videos. The support representative assigned to your district/school will reply immediately for system issues and customer-specific requests. System issues will be escalated to technical support for resolution. Customer requests will be resolved as soon as possible in the order submitted by customers. A typical resolution is within 48 hours.
Premium Support	Progress Adviser will provide its top-level support to all district-level users. This includes: • On-demand data management, including help with a date or other changes on an existing Walk-Thru • Assistance with any custom pre-defined comment placement • Assistance with any goal in-activations or deletions • User account creation • User account in-activation • User account edits, moving staff from site to site • System-wide report generation • Batch Submitting Saved Inspections • Department management • Inspection content management • Building and Room management

The following support will be included with this plan:

Support	**Price**	**Quantity**	**Total**
Basic Support	Included	1	$0
Premium Support to a District Representative	$1,500	1	$1,500
Support Total			$1,500

Summary and Total Costs

Software Solutions	Price	Quantity	21/22 Year
FIT Inspections	$0.50	6,300	$3,150
Facility Inspections	$0.50	6,300	$3,150
Bundle Discount	($0.40)	6,300	($2,520)
Facility Surveys (Included)	$0.00	1	$0.00
Software Bundle Subtotal	$0.32	6,300	**$3,780**

Professional Development and Onboarding	Price	Quantity	21/22 Year
FIT Inspection Building & Classroom Build-Out	$199	10	$1,990
On-Site Professional Development	$2,995	1	$2,995
Professional Development & Onboarding Subtotal			**$4,985**

Support	Price	Quantity	21/22 Year
Basic Support	Included	1	$0
Premium Support to a District Representative	$1,500	1	$1,500
Support Subtotal			**$1,500**

2021/22 Grand Total (With Build Out Fees, Professional Development & Premium Support)			**$10,265**
2022/23 Renewal Total (Software Only)			**$3,780**

SANTA CRUZ CITY SCHOOL DISTRICT

AGENDA ITEM: Food Service Bids: 2021-22

MEETING DATE: June 16, 2021

FROM: Jim Monreal, Assistant Superintendent, Business Services

THROUGH: Kris Munro, Superintendent

RECOMMENDATION:
Approve the 2021-2022 recommendations from the Central Coast Purchasers Cooperative for the following items:

- Watsonville Coast Produce – (rollover)Produce Bid
- P&R Paper Company – (rollover) Paper Bid
- Producers Dairy – (rollover) Milk Bid
- Sysco San Francisco, Danielsen Co., GoldStar Foods - (rollover) Grocery Bid
- Goldstar Foods (rollover) USDA Distribution Bid

BACKGROUND:
The above mentioned bids are current vendors with an outstanding record of service. The board previously approved these items for the 2020-2021 school year. Due to the price uncertainty and the large market fluctuations, Central Coast Cooperative recommends rolling these bids over and lock in the current pricing for the 21-22 school year.

FISCAL IMPACT:
No increase in pricing from the vendors above.

This work is in direct support of the following District goals and their corresponding metrics:

Goal #2: SCCS will create positive, engaging school environments that promote the development of cognitive skills and the social emotional well-being of all students.
Goal #5: SCCS will maintain a balanced budget and efficient and effective management.
Goal #6: SCCS will maintain strong communication and partnership with its diverse community.

Prepared by Amy Hedrick-Farr, Director, Food & Nutrition Services

CENTRAL COAST PURCHASERS COOPERATIVE

310 La Fonda Ave.
Santa Cruz, CA 95062

April 30, 2021

Gold Star Foods
P.O. Box 4328
Ontario, CA 91761

Dear Ms. Gillselle Norton,

On behalf of the Central Coast Purchasers Cooperative we would like to thank you for your dedication and partnership during these trying times. Your continued efforts to balance both product and personal safety, supply inefficiencies and the continued fluctuating product demand has been extraordinary during the 2020-2021 school year.

As we look forward to the next school year we would like to continue our partnership by requesting an extension of pricing ("rollover") for the 2021 -2022 school year for our Distribution of Processed USDA Foods.

Below is a list of the participating Districts:

Santa Cruz City Schools	12 School Sites (Santa Cruz Co.)
Live Oak Elementary School District	4 School Sites (Santa Cruz Co.)
Aromas San Juan Unified	2 School Sites (San Benito Co.)
Santa Rita Union School District	6 School Sites (Monterey Co.)
San Benito School District	2 School Sites (San Benito Co.)
Monterey Peninsula Unified School District	21 School Sites (Monterey Co.)
Salinas City Elementary School District	8 School Sites (Monterey Co.)

If you are in agreement with this request and wish to continue serving the Central Coast Purchasers, Please sign and return the attached agreement to Amy Hedrick-Farr at Santa Cruz City School District, Lead District for the Central Coast Purchasers Cooperative by May 20, 2021.

Thank you,

Amy Hedrick- Farr
Director of Student Nutrition Service
Santa Cruz City Schools
Central Coast Cooperative - Lead District

CENTRAL COAST PURCHASERS COOPERATIVE
310 La Fonda Ave.
Santa Cruz, CA 95062

Agreement for the 2021-2022 school year
to extend current pricing for Distribution of Processed USDA Foods

Gold Star Foods

John Cho V.P. of Merchandising & Contracts
Printed Name & Title

Signature

June 3, 2021
Date

On Behalf of Central Coast Purchaser Cooperative

Printed Name & Title

Signature

Date

CENTRAL COAST PURCHASERS COOPERATIVE

310 La Fonda Ave.
Santa Cruz, CA 95062

April 30, 2021

P&R Paper Supply Company
Corey Knudsen, School Sales Specialist
1898 E. Colton Avenue
Redland, Ca. 92374

Dear Mr. Corey Knudsen,

On behalf of the Central Coast Purchasers Cooperative we would like to thank you for your dedication and partnership during these trying times. Your continued efforts to balance both product and personal safety, supply inefficiencies and the continued fluctuating product demand has been extraordinary during the 2020-2021 school year.

As we look forward to the next school year we would like to continue our partnership by requesting an extension of pricing ("rollover") for the 2021 -2022 school year for the awarded Paper Bid.

Below is a list of the participating Districts:

Santa Cruz City Schools	Gonzales Unified School District
Live Oak Elementary School District	Scotts Valley Unified School District
Aromas San Juan Unified	North Monterey County Unified School District
Santa Rita Union School District	Soquel Union Elementary School District
San Benito High School District	Pacific Grove Unified School District
Monterey Peninsula Unified School District	Greenfield Union School District
Salinas City Elementary School District	San Lorenzo Valley Unified School District
Salinas High School District	Southside Elementary School District
South Monterey County joint UHSD	Monterey County Probation Department
Carmel Unified School District	

If you are in agreement with this request and wish to continue serving the Central Coast Purchasers, Please sign and return the attached agreement to Amy Hedrick-Farr at Santa Cruz City School District, Lead District for the Central Coast Purchasers Cooperative by May 20, 2021.

Thank you,

Amy Hedrick- Farr
Director of Student Nutrition Service
Santa Cruz City Schools
Central Coast Cooperative - Lead District

CENTRAL COAST PURCHASERS COOPERATIVE
310 La Fonda Ave.
Santa Cruz, CA 95062

Agreement for the 2021-2022 school year
to extend current pricing for the awarded Paper Bid

P&R Paper Supply Company

Corey Knudsen, School District Sales Specialist
Printed Name & Title

Signature

6/3/2021
Date

** 21-22SY Pricing included

On Behalf of Central Coast Purchaser Cooperative

Amy Medrick FARR - Director
Printed Name & Title

Signature

6-3-2021
Date

CENTRAL COAST PURCHASERS COOPERATIVE

310 La Fonda Ave.
Santa Cruz, CA 95062

April 30, 2021

Sysco San Francisco
Chris Medina, Contracts & Bid Manager
5900 Stewart Avenue
Freemont, Ca. 94538

Dear Mr. Chris Medina,

On behalf of the Central Coast Purchasers Cooperative we would like to thank you for your dedication and partnership during these trying times. Your continued efforts to balance both product and personal safety, supply inefficiencies and the continued fluctuating product demand has been extraordinary during the 2020-2021 school year.

As we look forward to the next school year we would like to continue our partnership by requesting an extension of pricing ("rollover") for the 2021 -2022 school year for the awarded Grocery Bid.

Below is a list of the participating Districts:

Santa Cruz City Schools	Gonzales Unified School District
Live Oak Elementary School District	Scotts Valley Unified School District
Aromas San Juan Unified	North Monterey County Unified School District
Santa Rita Union School District	Soquel Union Elementary School District
San Benito High School District	Pacific Grove Unified School District
Monterey Peninsula Unified School District	Greenfield Union School District
Salinas City Elementary School District	San Lorenzo Valley Unified School District
Salinas High School District	Alisal Union School District
South Monterey County joint UHSD	Monterey County Probation Department
Carmel Unified School District	

If you are in agreement with this request and wish to continue serving the Central Coast Purchasers, Please sign and return the attached agreement to Amy Hedrick-Farr at Santa Cruz City School District, Lead District for the Central Coast Purchasers Cooperative by May 20, 2021.

Thank you,

Amy Hedrick- Farr
Director of Student Nutrition Service
Santa Cruz City Schools
Central Coast Cooperative - Lead District

CENTRAL COAST PURCHASERS COOPERATIVE
310 La Fonda Ave.
Santa Cruz, CA 95062

Agreement for the 2021-2022 school year
to extend current pricing for the awarded Grocery Bid

Sysco, San Francisco

Chris Medina Contract and Bids Manager

Printed Name & Title

CMEDINA

Signature

5/18/2021

Date

On Behalf of Central Coast Purchaser Cooperative

Amy Hedrick Fan Director

Printed Name & Title

Signature

6-3-2021

Date

CENTRAL COAST PURCHASERS COOPERATIVE

310 La Fonda Ave.
Santa Cruz, CA 95062

April 30, 2021

GoldStar Foods
John Cho, VP Merchandising and Contracts
3781 E Airport Dr.
Ontario, Ca. 91761

Dear Mr. John Cho,

On behalf of the Central Coast Purchasers Cooperative we would like to thank you for your dedication and partnership during these trying times. Your continued efforts to balance both product and personal safety, supply inefficiencies and the continued fluctuating product demand has been extraordinary during the 2020-2021 school year.

As we look forward to the next school year we would like to continue our partnership by requesting an extension of pricing ("rollover") for the 2021 -2022 school year for the awarded Grocery Bid.

Below is a list of the participating Districts:

Santa Cruz City Schools	Gonzales Unified School District
Live Oak Elementary School District	Scotts Valley Unified School District
Aromas San Juan Unified	North Monterey County Unified School District
Santa Rita Union School District	Soquel Union Elementary School District
San Benito High School District	Pacific Grove Unified School District
Monterey Peninsula Unified School District	Greenfield Union School District
Salinas City Elementary School District	San Lorenzo Valley Unified School District
Salinas High School District	Alisal Union School District
South Monterey County joint UHSD	Monterey County Probation Department
Carmel Unified School District	

If you are in agreement with this request and wish to continue serving the Central Coast Purchasers, Please sign and return the attached agreement to Amy Hedrick-Farr at Santa Cruz City School District, Lead District for the Central Coast Purchasers Cooperative by May 20, 2021.

Thank you,

Amy Hedrick- Farr
Director of Student Nutrition Service
Santa Cruz City Schools
Central Coast Cooperative - Lead District

CENTRAL COAST PURCHASERS COOPERATIVE
310 La Fonda Ave.
Santa Cruz, CA 95062

Agreement for the 2021-2022 school year
to extend current pricing for Distribution of Processed USDA Foods

Gold Star Foods

John Cho V.P. of Merchandising & Contracts
Printed Name & Title

Signature

June 2, 2021
Date

On Behalf of Central Coast Purchaser Cooperative

Amy Hedrick Fare - Director
Printed Name & Title

Signature

June 3. 2021
Date

May 19th, 2021

Central Coast Purchasers Cooperative
Attn: Amy Hedrick-Farr
310 La Fonda Ave.
Santa Cruz, CA 95062

Bid#: 2020-21 Rollover #1
Due: May 20, 2021 5:00pm

Terms & Conditions of Food Contracts

BID LEGEND

SO = Special order - three case minimum. Please allow extra lead time. Will stock if usage warrants.
CMO = Combined Minimum Order from same manufacturer. Please watch for minimum quantity or weight requirements to receive bid pricing.
STA = Subject to availability from manufacturer.
MKT = Price is based on the market at time the bid was written; therefore, the price is subject to market increase or decrease and carries with it no guaranteed 30-day notice.
FFS = Fee for service. Customer will be invoiced for product by manufacturer.

*****Commodity Pricing assumes customer has all possible Commodities.**

BID DURATION: **July 1, 2021 – June 30, 2022** unless otherwise noted.

PALLET EXCHANGE: We encourage customers to participate with our pallet exchange policy. If a customer chooses to opt-out of the exchange, Danielsen reserves the right to charge $8.00 per pallet not exchanged.

PAYMENT TERMS: Requesting Net 30 days end of month, excluding drop shipments from manufacturers. Drop shipment requested payment terms are Net 15 days. Per GC 926.10: interest will be charged on all balances past 60 days at 6% per annum. If these payment terms are not met, we reserve the right to terminate bid prices. Awarding bid items to The Danielsen Company constitutes customer's acceptance of payment terms.

SPECIAL REQUIREMENTS: Subject to **$750.00** minimum delivery requirement.

NUTRITIONAL ANALYSIS & SPECIFICATION SHEETS: **N.A. & spec sheets will be provided when required by Recipient Agency (RA) on awarded items.** Please request under separate cover and fax to our office at (530) 895-3987 or (800) 700-6332.

BID NOTATION: Recipient Agency (RA) will be notified 30 days before any price adjustments are made. The Danielsen Company reserves the right to review prices on an on-going basis, should a manufacturer or supplier increase their prices to us, those prices may, in turn, increase the bid price accordingly. We will notify the RA of price increases as soon as those increases are published.

FUEL SURCHARGE POLICY: Our bid pricing is based on fuel rates stated by the Department of Energy (DOE) at the time the bid was completed. We reserve the right to enact a fuel surcharge. (These rates are updated by the DOE every Monday and can be heard on their Diesel Fuel Average hot line at (202) 586-6966, for the West Coast, California region.)

NOTE: Written confirmation of bid award is required to activate these bid prices.
Thank you for the opportunity to bid our products and services.

Sincerely, The Danielsen Company, Inc.

CENTRAL COAST PURCHASERS COOPERATIVE
310 La Fonda Ave.
Santa Cruz, CA 95062

April 30, 2021

The Danielsen Company
Steven P Schwartz, Bid Coordinator
435 Southgate Court
Chico, Ca. 95928

Dear Mr. Steven Schwartz,

On behalf of the Central Coast Purchasers Cooperative we would like to thank you for your dedication and partnership during these trying times. Your continued efforts to balance both product and personal safety, supply inefficiencies and the continued fluctuating product demand has been extraordinary during the 2020-2021 school year.

As we look forward to the next school year we would like to continue our partnership by requesting an extension of pricing ("rollover") for the 2021 -2022 school year for the awarded Grocery Bid.

Below is a list of the participating Districts:

Santa Cruz City Schools	Gonzales Unified School District
Live Oak Elementary School District	Scotts Valley Unified School District
Aromas San Juan Unified	North Monterey County Unified School District
Santa Rita Union School District	Soquel Union Elementary School District
San Benito High School District	Pacific Grove Unified School District
Monterey Peninsula Unified School District	Greenfield Union School District
Salinas City Elementary School District	San Lorenzo Valley Unified School District
Salinas High School District	Alisal Union School District
South Monterey County joint UHSD	Monterey County Probation Department
Carmel Unified School District	

If you are in agreement with this request and wish to continue serving the Central Coast Purchasers, Please sign and return the attached agreement to Amy Hedrick-Farr at Santa Cruz City School District, Lead District for the Central Coast Purchasers Cooperative by May 20, 2021.

Thank you,

Amy Hedrick- Farr
Director of Student Nutrition Service
Santa Cruz City Schools
Central Coast Cooperative - Lead District

CENTRAL COAST PURCHASERS COOPERATIVE

310 La Fonda Ave.

Santa Cruz, CA 95062

Agreement for the 2021-2022 school year
to extend current pricing for the awarded Grocery Bid

The Danielsen Company	On Behalf of Central Coast Purchaser Cooperative
Steven P. Schwartz Bid Manager	Amy Hedrick-Farr, Director
Printed Name & Title	Printed Name & Title
Signature	Signature
May 19, 2021	5/25/21
Date	Date

CENTRAL COAST PURCHASERS COOPERATIVE

310 La Fonda Ave.
Santa Cruz, CA 95062

April 30, 2021

Watsonville Coast Produce
Attn. Mr. Adrian Contreras, Sales Manager
275 Kearney Street
P.O. Box 490
Watsonville Ca. 95077

Dear Mr. Adrian Contreras,

On behalf of the Central Coast Purchasers Cooperative we would like to thank you for your dedication and partnership during these trying times. Your continued efforts to balance both product and personal safety, supply inefficiencies and the continued fluctuating product demand has been extraordinary during the 2020-2021 school year.

As we look forward to the next school year we would like to continue our partnership by requesting an extension of pricing ("rollover") for the 2021 -2022 school year for the awarded Produce Bid.

Below is a list of the participating Districts:

Santa Cruz City Schools	Gonzales Unified School District
Live Oak Elementary School District	Scotts Valley Unified School District
Aromas San Juan Unified	North Monterey County Unified School District
Santa Rita Union School District	Soquel Union Elementary School District
San Benito High School District	Pacific Grove Unified School District
Monterey Peninsula Unified School District	Greenfield Union School District
Salinas City Elementary School District	San Lorenzo Valley Unified School District
Salinas High School District	Southside Elementary School District
South Monterey County joint UHSD	Monterey County Probation Department
Carmel Unified School District	Alisal Union School District

If you are in agreement with this request and wish to continue serving the Central Coast Purchasers, Please sign and return the attached agreement to Amy Hedrick-Farr at Santa Cruz City School District, Lead District for the Central Coast Purchasers Cooperative by May 20, 2021.

Thank you,

Amy Hedrick- Farr
Director of Student Nutrition Service
Santa Cruz City Schools
Central Coast Cooperative - Lead District

CENTRAL COAST PURCHASERS COOPERATIVE

310 La Fonda Ave.

Santa Cruz, CA 95062

Agreement for the 2021-2022 school year
to extend current pricing for the awarded Produce Bid

Watsonville Coast Produce

Adrian Contreras / Sales Manager

Printed Name & Title

Signature

5/10/21

Date

On Behalf of Central Coast Purchaser Cooperative

Amy Hedrick-Fare, Director

Printed Name & Title

Signature

5-11-21

Date

CENTRAL COAST PURCHASERS COOPERATIVE
310 La Fonda Ave.
Santa Cruz, CA 95062

April 30, 2021

Producers Dairy Foods, Inc.
Mr. Patrick Kelly, Area Accounts Manager
250 E. Belmont
Fresno, CA 93701

Dear Mr. Patrick Kelly,

Re: NOTICE OF INTENT TO USE EMERGENCY NONCOMPETITIVE PROCUREMENT FOR MILK AND DAIRY PRODUCTS FOR THE 2021-2022 FISCAL YEAR

On behalf of the Central Coast Purchasers Cooperative we would like to thank you for your dedication and partnership during these trying times. Your continued efforts to balance both product and personal safety, supply inefficiencies and the continued fluctuating product demand has been extraordinary during the 2020-2021 school year.

Due to extenuating circumstance as a result of the Covid-19 pandemic, The Central Coast Purchasers Cooperative is electing to use the emergency noncompetitive procurement method as allowable by the United States Department of Agriculture and the California Department of Education during a Public Health Emergency Declaration.

This letter will constitute notice that the Central Coast Purchasers Cooperative intends to utilize emergency noncompetitive procurement to purchase Milk and Dairy Products from Producers Dairy for the 2021-2022 fiscal year; July 1, 2021 through June 20 2022.

Participating Districts:

Santa Cruz City Schools	Scotts Valley Unified School District
Live Oak Elementary School District	North Monterey County Unified School District
Aromas San Juan Unified	Soquel Union Elementary School District
Santa Rita Union School District	Greenfield Union School District
San Benito High School District	San Lorenzo Valley Unified School District
Salinas City Elementary School District	Southside Elementary School District
Salinas High School District	Monterey County Probation Department
Alisal Union School District	

If you accept this one year agreement, we would operate under the same specifications and conditions of our previous held contract. We ask that you please complete and submit the attached documentation by May 21, 2021.

Thank you,

Amy Hedrick- Farr
Director of Student Nutrition Service
Santa Cruz City Schools
Central Coast Cooperative - Lead District

CENTRAL COAST PURCHASERS COOPERATIVE

310 La Fonda Ave.

Santa Cruz, CA 95062

Agreement for the 2021-2022 school year

Emergency Noncompetitive Procurement for Milk and Dairy Products

Producers Dairy	On Behalf of Central Coast Purchaser Cooperative
Sean Simonian / Director of Sales	Amy Hedrick-Farr. Director
Printed Name & Title	Printed Name & Title
Signature	Signature
5/11/21	5-11-21
Date	Date

SANTA CRUZ CITY SCHOOL DISTRICT

AGENDA ITEM: Contract Addendum: Superintendent

MEETING DATE: June 16, 2020

FROM: Molly Parks, Asst. Superintendent, Human Resources

THROUGH: Kris Munro, Superintendent

RECOMMENDATION:
Approve the Superintendent Agreement - Addendum commencing on July 1, 2021 through June 30, 2024.

BACKGROUND:
Per the Board's agreement with the Superintendent, when the Superintendent receives a satisfactory evaluation, the Superintendent's contract is extended for one additional year, making it a three-year agreement. This addendum also addresses other modifications to the Superintendent's employment agreement.

This work is in direct support of the following district goals and their corresponding metrics:

Goal #1: All SCCS students will be prepared to successfully access post-secondary college and career opportunities.
Goal #2: SCCS will create positive, engaging school environments that promote the development of cognitive skills and the social emotional well-being of all students.
Goal #3: We will eliminate the achievement gaps that currently exist between demographic groups within the SCCS student community.
Goal #4: We will develop a highly collaborative, professional culture focused on supporting effective teaching.

ADDENDUM TO SUPERINTENDENT EMPLOYMENT AGREEMENT
KRIS MUNRO, SUPERINTENDENT, SANTA CRUZ CITY SCHOOLS
June 16, 2021

This is an addendum to the Employment Agreement between the Governing Board of the Santa Cruz City Schools ("Board" or "District") and Kristin Munro ("Superintendent"). Except as specifically amended by the Agreement or any other Addendums, the April 16, 2015 Agreement for Services as Superintendent remains unchanged. The Board and Superintendent are collectively referred to herein as the "Parties."

To this end, the Parties hereby mutually agree to modify the terms of the Agreement and, where applicable, all prior addenda thereto as follows:

1. Consistent with Section 1 and Section 5.5 of the Agreement, as the Superintendent received a Satisfactory evaluation from the Board for the 2020-21 work year, the Agreement term is hereby extended for one (1) additional year beginning July 1, 2021. The Term of the Agreement shall now be through June 30, 2024

2. Beginning with the 2022-23 school year, Section 3.1.1 shall be amended as follows: **3.1.1 Subsequent Salary Increases/Adjustment(s):** Having the goal of providing the Superintendent with consistent salary increases in accordance with CalSTRS Creditable Compensation Guidelines, and in an effort to maintain equity with other district certificated personnel, the Superintendent shall receive each year of the term of the Agreement a two (2) percent salary increase beginning July 1, 2022-2023 school year. The Board reserves the right to increase the Superintendents salary in addition to the annual percentage increase.

3. Section 3.2 shall be amended as follows: **3.2 Work Days/Paid Holidays:** The Superintendent's work year shall be two hundred twenty-four (224) days. To determine the Superintendent's daily rate, the Superintendent's base salary shall be divided by her work days. The Superintendent may choose to work ten (10) additional days each year of this Agreement and be paid her current daily rate with all necessary contributions being deducted. A day is defined as a minimum of five hours. The salary for these additional days shall not be reported to CalSTRS as creditable compensation. The Superintendent shall also be entitled to district/state and federal holidays afforded other certificate personnel.

It is hereby agreed.

Kristin Munro, Superintendent Date

Claudia Vestal, Board President, Santa Cruz City Schools Date

SANTA CRUZ CITY SCHOOL DISTRICT

AGENDA ITEM: Contract Addendums: Assistant Superintendents

MEETING DATE: June 16, 2021

FROM: Molly Parks, Asst. Superintendent, Human Resources

THROUGH: Kris Munro, Superintendent

RECOMMENDATION:
Approve the following Assistant Superintendents Agreements commencing on July 1, 2021 through June 30, 2023.

1. Assistant Superintendent, Human Resources – Addendum
2. Assistant Superintendent, Business Services – Addendum
3. Assistant Superintendent, Educational Services – Addendum

BACKGROUND:
Per the Board's agreement with Assistant Superintendents, when an Assistant Superintendent receives a satisfactory evaluation, the Assistant Superintendent's contract will be extended for an additional year, creating a two-year agreement.

This work is in direct support of the following district goals and their corresponding metrics:

Goal #1: All SCCS students will be prepared to successfully access post-secondary college and career opportunities.
Goal #2: SCCS will create positive, engaging school environments that promote the development of cognitive skills and the social emotional well-being of all students.
Goal #3: We will eliminate the achievement gaps that currently exist between demographic groups within the SCCS student community.
Goal #4: We will develop a highly collaborative, professional culture focused on supporting effective teaching.

8.2.3.2.- Attachment- ADDENDUM TO EMPLOYMENT AGREEMENT - DCoito 2021

ADDENDUM TO EMPLOYMENT AGREEMENT
June 16, 2021

This is an addendum ("Addendum") to the Employment Agreement between the Governing Board of the Santa Cruz City School ("Board" or "District") and Dorothy Coito ("Assistant Superintendent") dated July 1, 2020 ("Agreement"). The Board and the Assistant Superintendent are collectively referred to herein as the "Parties".

To this end, the Parties herby mutually agree to modify the terms of the Agreement as follows:

1. Consistent with Section 8 of the Agreement, as Assistant Superintendent received a satisfactory evaluation for the 2020-21 school year, the Agreement term is hereby extended by one additional year. Accordingly, the term shall be through June 30, 2023, unless terminated earlier or extended as pursuant to the terms of the Agreement or as required by law.

It is hereby agreed.

_____	_____
Dorothy Coito, Assistant Superintendent	Claudia Vestal, Board President
_____	_____
Date	Date

8.2.3.2.- Attachment- ADDENDUM TO EMPLOYMENT AGREEMENT - JMonreal 2021

ADDENDUM TO EMPLOYMENT AGREEMENT
June 16, 2021

This is an addendum ("Addendum") to the Employment Agreement between the Governing Board of the Santa Cruz City School ("Board" or "District") and Jimmy Monreal ("Assistant Superintendent") dated dated July 1, 2020 ("Agreement"). The Board and the Assistant Superintendent are collectively referred to herein as the "Parties".

To this end, the Parties herby mutually agree to modify the terms of the Agreement as follows:

1. Consistent with Section 8 of the Agreement, as Assistant Superintendent received a satisfactory evaluation for the 2020-21 school year, the Agreement term is hereby extended by one additional year. Accordingly, the term shall be through June 30, 2023, unless terminated earlier or extended as pursuant to the terms of the Agreement or as required by law.

It is hereby agreed.

_____	_____
Jimmy Monreal, Assistant Superintendent	Claudia Vestal, Board President
_____	_____
Date	Date

8.2.3.2.- Attachment- ADDENDUM TO EMPLOYMENT AGREEMENT - Parks 2021

ADDENDUM TO EMPLOYMENT AGREEMENT
June 16, 2021

This is an addendum ("Addendum") to the Employment Agreement between the Governing Board of the Santa Cruz City School ("Board" or "District") and Molly Parks ("Assistant Superintendent") dated July 1, 2020 ("Agreement"). The Board and the Assistant Superintendent are collectively referred to herein as the "Parties".

To this end, the Parties herby mutually agree to modify the terms of the Agreement as follows:

1. Consistent with Section 8 of the Agreement, as Assistant Superintendent received a satisfactory evaluation for the 2020-21 school year, the Agreement term is hereby extended by one additional year. Accordingly, the term shall be through June 30, 2023, unless terminated earlier or extended as pursuant to the terms of the Agreement or as required by law.

It is hereby agreed.

_____	_____
Molly Parks, Assistant Superintendent	Claudia Vestal, Board President
_____	_____
Date	Date

SANTA CRUZ CITY SCHOOLS DISTRICT

AGENDA ITEM: California School Board Association 2021-22 Membership

MEETING DATE: June 2, 2021

FROM: Kris Munro, Superintendent

RECOMMENDATION:
Approve the 2021-22 annual agreement from the California School Board Association for District Membership and for Education Legal Alliance Membership.

BACKGROUND:
Santa Cruz City Schools has been a member of the California School Board Association and the Education Legal Alliance since July 2010.

FISCAL IMPACT:
$15,768.00, LCFF Base (Unrestricted)

This work is in direct support of the following district goals and its corresponding metrics:

Goal #1: All SCCS students will be prepared to successfully access post-secondary college and career opportunities.
Goal #2: SCCS will create positive, engaging school environments that promote the development of cognitive skills and the social emotional well-being of all students.
Goal #3: We will eliminate the achievement gap the currently exists between demographic groups within the SCCS student community.
Goal #4: We will develop a highly collaborative, professional culture focused on supporting effective teaching.
Goal #5: SCCS will maintain a balanced budget and efficient and effective management.
Goal #6: SCCS will maintain strong communication and partnerships with its diverse community.

California School Boards Association
(916) 371-4691

Please refer to your invoice number and customer number in all communications regarding this invoice.

Invoice Number	Invoice Date	PO #
INV-55927-T0Q7B3	5/28/2021	

Bill To:
Santa Cruz City Schools
405 Old San Jose Rd
Soquel, CA 95073-2213
United States

Ship To:
Santa Cruz City Schools
133 Mission St. Ste. 100
Santa Cruz, CA 95060
United States

Product Code	Description	Unit Price	Quantity	Extended Price	Terms
CSBA	CSBA Membership (07/01/2021 - 06/30/2022)	$12,614.00	1.00	$12,614.00	
ELA	ELA Membership (07/01/2021 - 06/30/2022)	$3,154.00	1.00	$3,154.00	
Dues not processed before September 15 will result in a disruption of services. Officers or employees of LEAs that have not paid dues by September will not be granted access to CSBA's Annual Education Conference and Trade Show. AEC registrations made absent membership dues will be canceled on September 15. Registrants will be refunded, minus a processing fee, and hotel reservations canceled on September 16.					

Total Invoice: $15,768.00 **Total Paid:** $0.00 **Balance Due:** $15,768.00

PLEASE DETACH HERE AND RETURN BOTTOM STUB WITH PAYMENT

California School Boards Association

Customer Number	Invoice Number	Invoice Date	Terms	Balance Due
100836	**INV-55927-T0Q7B3**	**05/28/2021**		**$15,768.00**

Make checks payable to:
California School Boards Association - CSB (6744)
c/o West America Bank
P.O. Box 1450
Suisun City, CA 94585-4450

Bill To:
Santa Cruz City Schools
405 Old San Jose Rd
Soquel, CA 95073-2213
United States

SANTA CRUZ CITY SCHOOLS DISTRICT

AGENDA ITEM: California School Board Association 2021-22 Agreement for Board Policy Services

MEETING DATE: June 2, 2021

FROM: Kris Munro, Superintendent

RECOMMENDATION:
Approve this annual agreement from the California School Board Association to provide Board policy manual maintenance and online Board policy services.

BACKGROUND:
Santa Cruz City Schools has been using the California School Board Association's Board policy online services since July 2010. California School Board Association provides suggested policy revisions approximately six times per year, based on changes in Education Code and law.

FISCAL IMPACT:
$6,330.00, LCFF Base (Unrestricted)

This work is in direct support of the following district goals and its corresponding metrics:

Goal #1: All SCCS students will be prepared to successfully access post-secondary college and career opportunities.
Goal #2: SCCS will create positive, engaging school environments that promote the development of cognitive skills and the social emotional well-being of all students.
Goal #3: We will eliminate the achievement gap the currently exists between demographic groups within the SCCS student community.
Goal #4: We will develop a highly collaborative, professional culture focused on supporting effective teaching.
Goal #5: SCCS will maintain a balanced budget and efficient and effective management.
Goal #6: SCCS will maintain strong communication and partnerships with its diverse community.

California School Boards Association
(916) 371-4691

Please refer to your invoice number and customer number in all communications regarding this invoice.

Invoice Number	Invoice Date	PO #
INV-56943-N4S7G5	5/28/2021	

Bill To:
Santa Cruz City Schools
405 Old San Jose Rd
Soquel, CA 95073-2213
United States

Ship To:
Santa Cruz City Schools
133 Mission St. Ste. 100
Santa Cruz, CA 95060
United States

Product Code	Description	Unit Price	Quantity	Extended Price	Terms
GAMUT/POLICY/PLUS	Gamut Policy Plus (07/01/2021 - 06/30/2022)	$3,205.00	1.00	$3,205.00	Net 30
GAMUT/POLICY	Gamut Policy (07/01/2021 - 06/30/2022)	$3,125.00	1.00	$3,125.00	Net 30
WAIT! Have you renewed your CSBA Membership for 2021/2022? Only CSBA members enjoy exclusive access to GAMUT and our valuable trainings and services. Don't forget to renew your CSBA membership by September 15 to maintain uninterrupted access. You should have also received a GAMUT service agreement with your renewal packet. Please email signed agreements to gamut@csba.org.					

Total Invoice: $6,330.00 **Total Paid:** $0.00 **Balance Due:** $6,330.00

PLEASE DETACH HERE AND RETURN BOTTOM STUB WITH PAYMENT

California School Boards Association

Customer Number	Invoice Number	Invoice Date	Terms	Balance Due
100836	**INV-56943-N4S7G5**	**05/28/2021**	**Net 30**	**$6,330.00**

Make checks payable to:
California School Boards Association - CSB (6744)
c/o West America Bank
P.O. Box 1450
Suisun City, CA 94585-4450

Bill To:
Santa Cruz City Schools
405 Old San Jose Rd
Soquel, CA 95073-2213
United States

CALIFORNIA SCHOOL BOARDS ASSOCIATION
GAMUT SERVICE AGREEMENT

This Agreement is entered by and between the California School Boards Association ("CSBA") and Santa Cruz City Schools of Santa Cruz, California ("Subscriber") for the use of CSBA's GAMUT services in accordance with the terms and conditions contained herein. This Agreement shall become effective (the Effective Date") upon the execution and delivery hereof by the parties hereto.

1. Term and Renewal. CSBA shall provide the services described in this Agreement on an annual basis from July 1st to June 30th. This Agreement shall commence as of the Effective Date and shall continue in effect until June 30th of the same year (such initial term referred to in this Agreement as the "Initial Term"). THEREAFTER, THE TERM OF THE AGREEMENT SHALL BE AUTOMATICALLY RENEWED ANNUALLY FOR AN ADDITIONAL ONE (1) YEAR TERM FROM JULY 1st to JUNE 30th (referred to in this Agreement as a "Renewal Term") UNLESS EITHER PARTY GIVES WRITTEN NOTICE OF NON-RENEWAL TO THE OTHER PARTY AT LEAST NINETY (90) DAYS PRIOR TO THE END OF THE INITIAL TERM OR ANY RENEWAL TERM HEREOF.

2. Grant of License. Subject to the TERMS OF SERVICE and PRIVACY NOTICE located at https://simbli.eboardsolutions.com/termsofservice.pdf and https://eboardsolutions.com/privacy-statement/, Subscriber is hereby granted a non-exclusive, non-transferable, non-assignable, non-sub-licensable license to access GAMUT (the "Service") through the website provided by CSBA (the "Site"). All rights not specifically granted to Subscriber by this Agreement are reserved to CSBA.

3. Fees. For the license, Service, and training and support received pursuant to this Agreement, Subscriber agrees to pay CSBA the annual fees and set-up conversion fees described in Attachment A. Fees are calculated on annual fiscal year periods, pro-rated for a July 1 renewal, that begin on the subscription start date and each fiscal year anniversary thereof; therefore, Fees for subscriptions added in the middle of a monthly period will be charged for that full monthly period and the monthly periods remaining in the subscription term. To renew this Agreement after the Initial Term, Subscriber shall pay the applicable annual fee, in full. Fees for Renewal Terms may be subject to change. CSBA reserves the right to withhold or cancel access to GAMUT if said fees are not paid within 60 days of Subscriber's receipt of an invoice from CSBA.

4. User Accounts. Subscriber is authorized to create an unlimited number of user accounts for its employees and officers. Third party user access is prohibited. Subscriber is responsible for creating user accounts, determining access levels for each user, and informing all users of their obligations and responsibilities pursuant to this Agreement and the Terms of Service. Subscriber shall take reasonable measures to prevent unauthorized access to the Service, including protecting usernames, passwords and other log-in information.

5. Training and Technical Support. All logged in users of the Service will have 24/7/365 access to the online user guide, including the Knowledge Base and Training Webinars and Videos. Additional training materials, webcasts and videos may be available through CSBA. Upon receipt of this signed Agreement, when applicable, CSBA will contact Subscriber to set up Subscriber's Site and to schedule any applicable training. Upon request, CSBA may provide onsite training at the Subscriber's facility, subject to any training fees described in Paragraph 3 and Attachment A of this Agreement. Subscriber shall pay reasonable travel costs and expenses incurred by CSBA for any on-site training. CSBA will provide timely support to Subscriber for the Service. CSBA shall not be responsible for supporting network, infrastructure, computing devices, or any third-party software applications installed on Subscriber's devices.

6. Proprietary Rights. Subscriber acknowledges that the Service, the Site, and all software and intellectual property used to create or maintain the Service or the Site are confidential and constitute trade

secrets and proprietary information. Subscriber has a right to access Subscriber's information hosted or stored on the Service but acknowledges and agrees that it holds no proprietary rights related to the Service or the Site. Any documents or files created by Subscriber on or uploaded by Subscriber to the Site belong to Subscriber, and Subscriber may use them as it sees fit, subject to applicable state and federal law and local policy. Subscriber agrees not to:

(a) Modify, translate, reverse engineer, decompile, disassemble, or create derivative works based on the Services except to the extent that enforcement of the foregoing restriction is prohibited by applicable law;

(b) Circumvent any user limits or other timing, use or functionality restrictions built into the Services;

(c) Remove any proprietary notices, labels, or marks from the Services (except to the extent Reseller is so permitted to for the purposes of re-branding the Services);

(d) Frame or mirror any content forming part of the Services; or

(e) Access the Services in order to build a competitive product or service, or copy any ideas, features, functions or graphics of the Services that are established as intellectual property or proprietary information; or to authorize or attempt to do any of the foregoing. Subscriber agrees not to sell, rent, license, distribute, transfer, directly or indirectly permit the sale, rental, licensing, distribution, use or transfer of the license or any right granted thereby, including permitting the use or dissemination of documentation related to the Service, to any other party, either during the term of this Agreement or at any time thereafter.

7. Data and Records. CSBA has no responsibility or liability for the accuracy of documents, files, data, or information uploaded to the Service or provided by Subscriber or Subscriber's users. For the duration of this Agreement, CSBA agrees to take reasonable steps to preserve and protect Subscriber information uploaded to the Service. For as long as Subscriber continues to subscribe to the Service, CSBA agrees to store Subscriber's data. CSBA may delete all of Subscriber's stored information ninety (90) days after the termination of this Agreement. Upon request by Subscriber made within ninety (90) days after the effective date of termination or expiration of the Service, CSBA will make available to Subscriber an export of Subscriber's data in a format determined by CSBA at no fee, or in a format requested by the Subscriber for a mutually agreed-upon fee not to exceed the additional cost of exporting to the requested format. After such ninety (90) day period, CSBA shall have no obligation to maintain or provide any of such Subscriber data and thereafter, unless legally prohibited, may delete all of such data on the Site systems or otherwise in CSBA's possession or under CSBA's control.

Subscriber acknowledges that documents, data, and information uploaded to the Service are not an official record and acknowledges its responsibility to create an archive of such materials when Subscriber desires them to serve as official Subscriber records. Subscriber agrees not to hold CSBA liable for any damage to, any deletion of, or any failure to store Subscriber information. CSBA is not the custodian of Subscriber's records for any purpose and will direct any third-party request for Subscriber's information or records to Subscriber. In the event Subscriber records are requested pursuant to a lawfully issued subpoena or court order, to the extent possible, CSBA agrees to inform Subscriber prior to responding.

Notwithstanding the provisions of this Agreement, CSBA may access, compile, record and/or distribute statistical analyses and reports utilizing aggregated data derived from information and data related to Subscriber's use of the Service.

8. Warranty. CSBA warrants that the Service will work in substantial accordance with purposes expressed in the Grant of License clause above. CSBA provides no other warranty of any kind, either express or implied, including, but not limited to, the implied warranties of merchantability, satisfactory quality, accuracy, and fitness for a particular purpose. Subscriber assumes all responsibility to provide and upgrade any hardware, computer operating system and/or software required to access GAMUT. CSBA does not warrant that functions contained in GAMUT will meet Subscriber's business requirements or that the operation of the service will be uninterrupted or error free.

9. Limit of Liability. IN THE EVENT OF A BREACH OF THIS AGREEMENT OR THE WARRANTY STATED ABOVE, SUBSCRIBER'S DAMAGES SHALL BE LIMITED TO THE AMOUNT OF THE ANNUAL FEE PAID BY LICENSEE FOR THE CURRENT YEAR. IN NO EVENT SHALL CSBA BE LIABLE FOR ANY CONSEQUENTIAL DAMAGES (INCLUDING DAMAGES FOR LOSS OF PROFITS AND/OR SAVINGS, BUSINESS INTERRUPTION, LOSS OF BUSINESS INFORMATION OR OTHER PECUNIARY LOSSES) ARISING FROM THE USE OR INABILITY TO USE GAMUT OR THE SERVICE. SUBSCRIBER AGREES THAT DAMAGES DESCRIBED IN THIS PARAGRAPH ARE A REASONABLE ESTIMATION OF ANY LOSS SUBSCRIBER MAY SUFFER AND DO NOT CONSTITUTE A PENALTY.

10. Termination. This Agreement may be terminated by either party by giving the other party 60 days written notice. CSBA may also terminate this Agreement if Subscriber breaches any provision of this Agreement. If termination results from Subscriber's breach the annual fee, or any portion thereof, will not be refunded by CSBA. If termination results from Subscriber's written request, CSBA shall refund the pro rata portion of the annual fee for the balance of the fiscal year (July 1 - June 30) outstanding at the date of such termination. Termination for Subscriber's breach shall not alter or affect CSBA's right to exercise any other remedies available in law or equity for the breach.

11. Compliance with Laws. Subscriber is solely responsible for complying with state and federal laws, including the Americans with Disabilities Act of 1990 and those laws pertaining to open meetings and public information, including, but not limited to, the Ralph M. Brown Act and the California Public Records Act.

12. Indemnification and Duty to Defend. Except as otherwise provided in this Agreement, each party shall indemnify, defend, and hold harmless the other party, and its directors, officers, employees, agents and representatives, from and against any and all liabilities, obligations, losses, damages, penalties, fines, claims, actions, suits, costs and expenses, (including legal fees and expenses) of any kind whatsoever imposed on, asserted against, incurred or suffered by the other party, or its directors, officers, employees, agents or representatives by reason of damage, loss or injury (including death) to persons or property resulting in any way from (a) any negligent or intentional act by it or any of its directors, officers, employees, agents or representatives in its or their performance of Services hereunder; or (b) any neglect, omission or failure to act when under a duty to act on its part or the part of any of its directors, officers, employees, agents or representatives in its or their performance of Services hereunder.

It is expressly understood and agreed that in any third-party action to obtain Subscriber's records from CSBA which is opposed by Subscriber, any cost to CSBA in opposing the request, including, but not limited to, attorney's fees and costs, shall be paid by Subscriber. It is also expressly understood and agreed that no personal liability whatsoever shall attach to any member of CSBA's Board of Directors, or to any of the officers, employees, agents or representatives thereof, by virtue of this Agreement.

13. Third Party Rights. Nothing in this Agreement shall be construed to give any rights or benefits to anyone other than CSBA and Subscriber.

14. Modification. The scope of work and any other terms of this Agreement may be modified only by a written agreement signed by both parties.

15. Counterparts. This Agreement may be executed in one or more counterparts, each of which shall be deemed to be an original, but all of which together shall constitute but one and the same instrument.

16. Entire Agreement. This Agreement constitutes the entire agreement and understanding of the parties. There are no oral understandings or other terms or conditions as regards to the subject matter hereof and neither party has relied upon any representation, express or implied, that are not otherwise contained in this Agreement. This Agreement supersedes all prior understandings, whether written or oral, and any such terms or conditions are deemed merged into this Agreement.

IN WITNESS WHEREOF, the parties do hereby certify that they are duly authorized to execute this Agreement.

California School Boards Association	**Santa Cruz City Schools**
_____	_____
Elaine Yama-Garcia, Esq. Assistant Executive Director Policy & Governance Technology Services	Signature
	_____
	Printed Name
_____6/2/2021_____	_____
Date	Title
	_____
	Date

CALIFORNIA SCHOOL BOARDS ASSOCIATION
GAMUT SERVICE AGREEMENT

ATTACHMENT A

Subscriber is contracting for the Services and GAMUT Modules described in this Attachment. This Attachment may be updated to add or remove the specific GAMUT Modules that Subscriber is contracting for. By signing this Attachment Subscriber agrees to pay the fees described herein pursuant to the terms this Agreement. Any pro-rated reduction in fees or discounts will be indicated on the invoice. Annual subscriptions may be subject to change and services shall automatically renew unless either party gives written notice of non-renewal to the other party in accordance with the terms of this Agreement.

1. Annual Subscriptions. Subscriber agrees to pay the following annual fees for modules provided through GAMUT:

Module	Annual Fee
GAMUT Policy	$3,125 (Existing Service)
GAMUT Policy Plus	$3,205 (Existing Service)
GAMUT Meetings	Currently not subscribed

GAMUT Policy provides Subscriber with online access to CSBA's Sample Policy Manual, including sample policies, regulations, bylaws, and exhibits and links to related policy resources.[2221] The sample policies, regulations, bylaws, and exhibits to which Subscriber is given access are CSBA's proprietary materials, they are provided for the Subscriber's sole use, and may not be transmitted, reproduced, or distributed to others, in whole or in parts, without CSBA's prior written consent. By signing this Attachment Subscriber agrees not to share or reproduce CSBA's Sample Policy Manual or to use any part thereof in any training or presentation without CSBA's prior written consent. Subscriptions to GAMUT Policy without GAMUT Policy Plus or GAMUT Meetings do not include and individual Subscriber Site. Subscribers to GAMUT Policy may access CSBA's Sample Policy Manual through CSBA's GAMUT site. A link to the site and user accounts will be provided upon execution of this Agreement.

GAMUT Policy Plus provides subscribers access to CSBA Policy Manual Consultants during regular CSBA business hours for assistance with policy issues relating to the CSBA Sample Policy Manual and any updates to the CSBA Sample Policy Manual. Such consultation may include: (a) suggestions regarding editing, use and placement of policies within Subscriber's local policy manual, and/or (b) review of and suggestions regarding proposed policies, regulations and bylaws that are unique to the Subscriber. Such review is not intended to be and is not a substitute for advice from legal counsel. Consultation does not include drafting original policy language for the Subscriber. CSBA controls the "codification" of policies related to CSBA's Sample Policy Manual and reserves the right change the policy number and/or title of any policy related to CSBA's Sample Policy Manual in GAMUT.

[2221] CSBA policy services provide sample policies, administrative regulations, bylaws and exhibits as a resource for school districts and county offices of education in developing their own policy manual and are not intended for exact replication or as a substitute for legal advice. CSBA's samples are a reflection of current law and do not necessarily express the personal or political opinions or viewpoints of CSBA, its Board of Directors, or its employees. Although CSBA's sample policies, regulations, bylaws and exhibits have been carefully crafted and thoroughly reviewed, they contain no warranty as to their sufficiency for addressing District's specific legal situations. Subscriber is cautioned to seek the advice of its legal counsel when confronted with legal questions or situations requiring legal advice.

2. Training and Set Up Fees. Subscriber agrees to pay the following fees for the set up their GAMUT site and individual onsite training:

Site Set Up Fee[2222]	N/A
On Site Training Fee[2223]	N/A

California School Boards Association

_____
Elaine Yama-Garcia, Esq.
Assistant Executive Director
Policy & Governance Technology Services

_____6/2/2021_____
Date

Santa Cruz City Schools

_____
Signature

_____
Printed Name

_____
Title

_____
Date

[2222] Site setup fees do not include any data conversion. Separate charges for data conversion may apply. CSBA will consult with Subscriber before any such charges are incurred.
[2223] On Site Training fees do not include the cost of the CSBA trainer's travel expenses. Subscriber shall pay reasonable travel costs and expenses incurred by CSBA for any on-site training.

SANTA CRUZ CITY SCHOOL DISTRICT

AGENDA ITEM: 19six Architects Proposal for Soquel High School Culinary Arts Modernization

MEETING DATE: June 16, 2021

FROM: Jim Monreal, Assistant Superintendent, Business Services

THROUGH: Kris Munro, Superintendent

RECOMMENDATION:
Approve 19six Architects proposal for Soquel High School culinary arts modernization.

BACKGROUND:
This proposal consists of architecture, engineering and food service design for the modernization of Soquel High School culinary arts program room 203 to provide a student culinary arts instruction space. This project supports the site's plan to expand Career Technical Education (CTE) programming and compliment the CTE Agriculture program with a farm to table focus. This project was approved by the site bond committee.

FISCAL IMPACT:
$118,500.00 Measure A Funds (Restricted), representing 0.34% of the overall site budget
$34,830,967.00 is the total Bond Allocation to Soquel High School

This work is in direct support of the following District goals and their corresponding metrics:

Goal #2: SCCS will create positive, engaging school environments that promote the development of cognitive skills and the social emotional well-being of all students.
Goal #5: SCCS will maintain a balanced budget and efficient and effective management.
Goal #6: SCCS will maintain strong communication and partnership with its diverse community.

Prepared by Trevor Miller, Director, Facility Services

May 24, 2021

Trevor Miller
Director of Facility Services
Santa Cruz City Schools
536 Palm Street
Santa Cruz, CA 95060

RE: Santa Cruz City Schools
Soquel High School Culinary Academy Modernization
19six #21122.01

Dear Mr. Miller:

Thank you for the opportunity to provide you with professional architecture, engineering and food service design. 19six Architects (19six) are pleased to submit this proposal to modernize room 203 into a culinary academy. This will provide for a student cooking instructional space.

PROJECT DESCRIPTION

Santa Cruz City Schools would like to modernize room 203 into a culinary academy. The interior space will be modernized to include instructional islands with at least six cooking spaces. All finishes in the room will be refinished. Modernization includes an HVAC, lighting, fire alarm and low voltage system upgrade. Our design team includes a specialist food service designer who has developed many similar spaces for schools (https://www.amdfoodservicedesign.com/). Art Davis, president, and lead designer of AMD will work with the project team to develop the food service aspects of the project. The program and design will be fully developed in close collaboration with the district facility staff, principal and curriculum director. We will also present the design and gain input for the school's committee.

19six will develop permit the project through two agencies:

- Division of State Architect approval
- Health Department approval

SCHEDULE

The following are preliminary timelines. A full schedule will be developed once we have district approval to begin work on this project.

TIMELINE

Preliminary project timelines and milestones:

Board Approval for A/E Contract..... TBD
Authorization to Proceed ..... ONE WEEK
Construction Documentation .....EIGHT WEEKS
DSA Approval 02/28/22
Occupancy goal.....08/15/22

SCOPE OF SERVICES AND FEES

Our Scope of Work will include the following:

a. Site visit to establish existing conditions
b. Meet with District, principal, and curriculum director to confirm design and layouts
c. ADA details per DSA requirements
d. Color Boards showing finishes
e. Graphics showing design
f. DSA approval for building modernization
g. Health department approval
h. Bidding and solicitation support
i. Review of submittals
j. Respond to RFI's
k. Coordination with testing labs, IOR's and DSA
l. Weekly construction meetings
m. Develop punch list
n. DSA Close-outs

A breakdown of the services is as follows:

A.	ARCHITECTURE & ENGINEERING FEES	$ 118,500
	Total Fixed Fee	**$ 118,500**

REIMBURSABLE EXPENSES - There are no reimbursable expenses anticipated for this project. If any reimbursable expenses do arise, 19six shall notify the Owner and get authorization prior to incurring said expense. Reimbursable expenses will be billed at a rate of 1.15 times.

EXCLUSIONS - The following are not included in our services described above:

- All fees related to topographical surveys testing, surveys, and agency fees
- Fee assumes all existing buildings on the campus are closed out with DSA
- Fee assumes no major ADA updates are required outside of the project scope. We will ensure that there is ADA access from the closest right of way and the ADA vehicle parking space.
- The fire protection system is fully functional.

We will bill you monthly based on a percentage complete basis. Payment is expected within 30 days of the billing date.

Services will be managed by MADI | 19Six Principal Ralph le Roux. The project will be executed under the direction of Alan Kroeker, Architect - license number C-22474.

If this proposal meets with your approval, please either sign below, or have your legal counsel prepare a contract. If time is of the essence, we will start work upon your written authorization.

Thank you for this opportunity to be of service.

Sincerely,

Ralph le Roux
Principal
19six Architects

Alan Kroeker, Architect
President
19six Architects

Approved:

_____
(Signature)

_____
(Name, Title)

_____
(Date)

Attachments:

AMD INC. FOODSERVICE DESIGN

Firm Biography

Foodservice Consulting and Design

FOODSERVICE CONSULTING

AMD's professional foodservice design and consulting team work with architects or owners as a member of their design team, assisting with the planning of commercial foodservice facilities. We provide a full range of services including foodservice concept and design development; preparation of drawings, details, and specification for soliciting bids; and inspection of the finished installation.

Art Davis leads the Foodservice Consulting, and serves as the main point of contact for all design, site coordination, and development requirements. In addition to coordinating the efforts of the team, Art directly supervises and approves all production specifications, drawings, and documents.

As part of our service, projects are subject to a strict evaluation for compliance building and sanitation codes, food operations, and traffic flow to achieve the best design for our clients. We stay current with the latest in energy efficient equipment from manufacturers across the nation.

Our service begins during schematic design, working with clients to take their preliminary design ideas and developing them into a final plan. Once this phase is completed, we produce a set of working drawings that are a complete set of foodservice drawings which include:

- Complete equipment selection
- Detailed specifications with indexed cut sheets
- Elevations and any details required for construction
- Equipment floor plan with schedules
- Plumbing, electrical, and mechanical floor plans

AMD FOODSERVICE DESIGN IS DIFFERENT

Commercial kitchens consume the most energy in any commercial establishment. In this ever-changing environment, we study the latest industry trends to achieve the greenest and most efficient foodservice design possible.

Our foodservice team works together with our internal mechanical and plumbing design teams all under one roof to produce integrated, well-engineered designs for contemporary systems. We source efficient equipment such as kitchen hood ventilation with multispeed fans to conserve energy during low demand periods, and Energy Star™ equipment to conserve water with low-flow, high efficiency faucets and dishwashers.

COUNT THE COST

With AMD'S considerable experience, we can secure the best possible value and pricing on equipment for our clients. Our service is strictly a fee-basis.

We are not affiliated with foodservice equipment manufactures or suppliers. This removes any possibility of a “conflict of interest” as with kitchen equipment supply contractors who design and also sell equipment. We work directly with manufactures and their representatives to keep up to date with all the latest manufacturing trends.

Zephyr Lodge, Truckee

Franklin High School, Stockton

West Valley College, Saratoga

AMD INC. FOODSERVICE DESIGN

Resume

EDUCATION

American River College, 1983, Sacramento

California State University, Sacramento

AFFILIATIONS

Foodservice Consultants Society International

Art Davis,

» Foodservice Consultant

EXPERIENCE AND BACKGROUND

Art Davis has provided professional foodservise consulting services throughout California. Over the past 25 years, Art has developed strong relationships with architects, owners, construction managers, and contractors involved in the design and construction of foodservice facilities.

Art offers extensive experience with custom stainless steel fabrication, including knowledge of metal gauges and fabrication options. He specializes in education facilities, as well as institutional facilities, and business and industry. His services range from simple code upgrades to complete new kitchen designs, remodels and upgrades. Types of projects include Community College, High Schools, Middle Schools, Elementary Schools, Correctional Facilities, Ski Lodges, and Health Care industries. Below is a small sample of projects completed.

SUMMARY OF RELEVANT PROJECTS

- Bryte Culinary Arts Facility Washington Unified School District
- Western Placer High School
- San Benito High School
- Prospect High School San Jose
- Agnews High School San Jose
- Yerba Buena High School San Jose
- Santa Clara High School Concession Building
- Mooro Bay High School
- San Luis Obispo High School
- Hoppa Valley High School
- Franklin High School Stockton
- St. Johns Mercy Medical Center Kitchen Design Consulting, Joplin, MO
- St. John's Shelter Program for Women and Children, Sacramento
- Tulare County New South County Detention Center, Porterville
- Walter's House Treatment and Transitional Care, Woodland
- California Conservation Corps Placer Center Kitchen, Auburn
- Coca-Cola Bottling Plant Mixing Room Improvements Study,
- Good Shepherd Catholic Church Elk Grove
- Calistoga High, Calistoga Joint Unified School District
- Northstar At Tahoe Resort Zephyr Lodge Foodcourt, Truckee
- Tamarack Lodge at Heavenly Lake Tahoe, South Lake Tahoe
- SMUD Headquarters Kitchen/ Cafeteria Renovation, Sacramento
- Solar City Corporation, Sacramento
- Three Oaks Community Center, Vacaville
- Kamehameha Schools Akahi Building Dining Hall and Servery, Honolulu
- New Haven Unified School District Central Kitchen
- Foothill Grill Culinary Arts - Eldorado High School

AMD FOODSERVICE DESIGN INC | PO Box 163, Garden Valley, CA 95633 | O. 530.333.4606 M. 530.333.3890 | art@amdfoodservicedesign.com

AMD INC. FOODSERVICE DESIGN

Resume

EDUCATION

Heavy Equipment Collage of CA

ITT Technical Institute

VDCI Virtual Design & Construction Institute

Patrick Jones,

» Foodservice Consultant

EXPERIENCE AND BACKGROUND

With 7+ years in the foodservice industry, Patrick has knowledge from back of house operations to the front of house flow with an emphasis on staff and customer experience and care. After coming to AMD has has gained an in-depth knowledge of fabrication, construction, various code requirements and the design aspect of the foodservice industry. He has a passion for designing space that improves the productivity of your team and for creating an optimal experience for your staff and patrons.

At AMD our services range from simple code upgrades to complete new kitchen designs, remodels and upgrades. Types of projects include Community College, High Schools, Middle Schools, Elementary Schools, Correctional Facilities, Ski Lodges, and Health Care industries. Below is a small sample of

SUMMARY OF RELEVANT PROJECTS

- John Barrett Middle School Sacramento
- Placer High School Learning Commons
- San Benito High School
- Prospect High School San Jose
- Agnews High School San Jose
- Saint Francis HS Student Union
- Dyer Kelly Elementary School Sacramento
- Mooro Bay High School
- San Luis Obispo High School
- Stagg High School Stockton
- Arboga Elementay School Marysville
- Buckingham Charter High School Vacaville
- John Knight Middle School Dixon
- San Luis Obispo High School
- Laguna Ridge East Elementary Elk Grove
- JFK Track and Field Replacement Concessions Sacrament
- Ellis Elementary School Sunnyvale
- Birch Lane ES Davis
- Cesar Chavez ES Davis
- North Davis ES Davis
- Willett ES Davis
- Nevada Union HS Culinary Classroom Grass Valley
- Saint Francis Center for Innovation & Dining Commons Mountain View
- Tolenas Elementary School

SANTA CRUZ CITY SCHOOL DISTRICT

AGENDA ITEM: 19six Architects Proposal for Soquel High School Fitness Center

MEETING DATE: June 16, 2021

FROM: Jim Monreal, Assistant Superintendent, Business Services

THROUGH: Kris Munro, Superintendent

RECOMMENDATION:
Approve 19six Architects proposal for Soquel High School fitness center.

BACKGROUND:
This proposal consists of architectural and engineering services for the modernization of the Soquel High School weight room into a fitness center with a shade structure and outdoor fitness area. The current weight room has numerous issues including water intrusion. This project will address these ongoing problems. This project was discussed and approved by the site bond committee.

FISCAL IMPACT:
$117,500.00 Measure A Funds (Restricted), representing 0.33% of the overall site budget
$34,830,967.00 is the total Bond Allocation to Soquel High School

This work is in direct support of the following District goals and their corresponding metrics:

Goal #2: SCCS will create positive, engaging school environments that promote the development of cognitive skills and the social emotional well-being of all students.
Goal #5: SCCS will maintain a balanced budget and efficient and effective management.
Goal #6: SCCS will maintain strong communication and partnership with its diverse community.

Prepared by Trevor Miller, Director, Facility Services

May 24, 2021

Trevor Miller
Director of Facility Services
Santa Cruz City Schools
536 Palm Street
Santa Cruz, CA 95060

RE: Santa Cruz City Schools
Soquel High School Fitness Center Modernization
19six #20183.01

Dear Mr. Miller:

Thank you for the opportunity to provide you with Professional Architecture and Engineering services. 19six Architects (19six) are pleased to submit this proposal to modernize the existing weight room into a multi-use fitness center. This will provide for indoor and outdoor fitness and athletic instructional spaces.

PROJECT DESCRIPTION

Santa Cruz City Schools would like to modernize the existing weight room into a fitness center with outdoor amenities. The interior space will be modernized include a small office area, storage, and fitness center. The floor will be levelled and refinished. All surfaces will be refinished. Modernization includes an HVAC, lighting, fire alarm and low voltage system upgrade. Indoor-outdoor access and connectivity will be increased. Outdoor spaces include two fenced in areas for a basketball court, and a workout area with shade structure. The program and design will be fully developed in close collaboration with the district facility staff, principal and athletic department. We will also present the design and gain input for the school's committee.

19six will develop two DSA submittals to expedite the project:

- Outdoor court area with shade structure (over the counter DSA review)
- Indoor modernization (full DSA review)

SCHEDULE

The following are preliminary timelines. A full schedule will be developed once we have district approval to begin work on this project.

TIMELINE

Preliminary project timelines and milestones:

Board Approval for A/E Contract..... TBD
Authorization to Proceed ..... ONE WEEK
Construction Documentation .....SIX WEEKS
DSA OTC Approval for shade..... ONE DAY
Occupancy goal courts and shade structure 09/30/21
DSA Approval for Modernized fitness center..... 12/31/21

Occupancy goal for Modernized fitness center.....04/30/22

SCOPE OF SERVICES AND FEES

Our Scope of Work will include the following:

a. Site visit to establish existing conditions
b. Meet with District, Principal, and athletic department to confirm design and layouts
c. ADA details per DSA requirements
d. Color Boards showing finishes
e. Graphics showing design
f. DSA over the counter approval for shade structure and site work
g. DSA approval for building modernization
h. Bidding and solicitation support
i. Review of submittals
j. Respond to RFI's
k. Coordination with testing labs, IOR's and DSA
l. Weekly construction meetings
m. Develop punch list
n. DSA Close-outs

A breakdown of the services is as follows:

A.	ARCHITECTURE & ENGINEERING FEES	$ 117,500
	Total Fixed Fee	**$ 117,500**

REIMBURSABLE EXPENSES - There are no reimbursable expenses anticipated for this project. If any reimbursable expenses do arise, 19six shall notify the Owner and get authorization prior to incurring said expense. Reimbursable expenses will be billed at a rate of 1.15 times.

EXCLUSIONS - The following are not included in our services described above:

- All fees related to topographical surveys testing, surveys, and agency fees
- Fee assumes all existing buildings on the campus are closed out with DSA
- Fee assumes no major ADA updates are required outside of the project scope. We will ensure that there is ADA access from the closest right of way and the ADA vehicle parking space.
- The fire protection system is fully functional.

We will bill you monthly based on a percentage complete basis. Payment is expected within 30 days of the billing date.

Services will be managed by MADI | 19Six Principal Ralph le Roux. The project will be executed under the direction of Alan Kroeker, Architect - license number C-22474.

If this proposal meets with your approval, please either sign below, or have your legal counsel prepare a contract. If time is of the essence, we will start work upon your written authorization.

Thank you for this opportunity to be of service.

Sincerely,

Ralph le Roux
Principal
19six Architects

Alan Kroeker, Architect
President
19six Architects

Approved:

_____
(Signature)

_____
(Name, Title)

_____
(Date)

Attachments:

SANTA CRUZ CITY SCHOOL DISTRICT

AGENDA ITEM: CRW Industries, Inc. Change Order #2 for Branciforte Middle School Multipurpose Room Modernization

MEETING DATE: June 16, 2021

FROM: Jim Monreal, Assistant Superintendent, Business Services

THROUGH: Kris Munro, Superintendent

RECOMMENDATION:
Approve CRW Industries, Inc. change order #2 for Branciforte Middle School multipurpose room modernization.

BACKGROUND:
This change order consists of miscellaneous items that were unforeseen conditions that required additional work to the ceiling and structural modifications. This additional project work is needed because of problems with the original design, a failing plaster ceiling and other minor modifications to the original plan. The previously approved contract amount was $771,181.00 and the new total contract, including this change order, will be $795,525.49.

FISCAL IMPACT:
Change Order #2 $24,344.49, (3.15% increase to the contract), Measure A Funds (Restricted)

This work is in direct support of the following District goals and their corresponding metrics:

Goal #2: SCCS will create positive, engaging school environments that promote the development of cognitive skills and the social emotional well-being of all students.
Goal #5: SCCS will maintain a balanced budget and efficient and effective management.
Goal #6: SCCS will maintain strong communication and partnership with its diverse community.

Prepared by Trevor Miller, Director, Facility Services

AIA® Document G701™ – 2017

Change Order

PROJECT: *(name and address)*	CONTRACT INFORMATION:	CHANGE ORDER INFORMATION:
Branciforte Middle School	Contract For: MPR Partial Modernization	Change Order Number: 002
315 Poplar Ave, Santa Cruz, CA	Date: 03/25/2020	Date: 05/27/2021
OWNER: *(name and address)*	**ARCHITECT:** *(name and address)*	**CONTRACTOR:** *(name and address)*
Santa Cruz City Schools	Belli Architectural Group	CRW Industries Inc
133 Mission Street, Ste 100	235 Monterey St, Ste B	5346 Scotts Valley Dr, Ste E
Santa Cruz, CA 95060	Salinas, CA 93901	Scotts Valley, CA 95066

THE CONTRACT IS CHANGED AS FOLLOWS:

(Insert a detailed description of the change and, if applicable, attach or reference specific exhibits. Also include agreed upon adjustments attributable to executed Construction Change Directives.)

See attached.

The original Contract Sum was	$	771,181.00
The net change by previously authorized Change Orders	$	0.00
The Contract Sum prior to this Change Order was	$	771,181.00
The Contract Sum will be increased by this Change Order in the amount of	$	24,344.49
The new Contract Sum, including this Change Order, will be	$	795,525.49

The Contract Time will be increased by one hun. ninety seven (197) days.

The new date of Substantial Completion will be 06/15/2021

NOTE: This Change Order does not include adjustments to the Contract Sum or Guaranteed Maximum Price, or the Contract Time, that have been authorized by Construction Change Directive until the cost and time have been agreed upon by both the Owner and Contractor, in which case a Change Order is executed to supersede the Construction Change Directive.

NOT VALID UNTIL SIGNED BY THE ARCHITECT, CONTRACTOR AND OWNER.

Belli Architectural Group	CRW Industries Inc	Santa Cruz City Schools
ARCHITECT *(Firm name)*	**CONTRACTOR** *(Firm name)*	**OWNER** *(Firm name)*
SIGNATURE	**SIGNATURE**	**SIGNATURE**
David Noel Peartree, VP		
PRINTED NAME AND TITLE	**PRINTED NAME AND TITLE**	**PRINTED NAME AND TITLE**
05/27/2021	05/28/2021	
DATE	**DATE**	**DATE**

AIA Document G701™ – 2017. Copyright © 1979, 1987, 2000, 2001 and 2017 by The American Institute of Architects. All rights reserved. WARNING: This AIA® Document is protected by U.S. Copyright Law and International Treaties. Unauthorized reproduction or distribution of this AIA® Document, or any portion of it, may result in severe civil and criminal penalties, and will be prosecuted to the maximum extent possible under the law. This document was created on 09/11/2019 16:11:59 under the terms of AIA Documents-on-Demand™ Order No. 2010283099 , and is not for resale. This document is licensed by The American Institute of Architects for one-time use only, and may not be reproduced prior to its completion.

B40 MS MPR Partial Modernization

DATE: 5/26/2020

Job Number: 5289

CONTRACTOR: **CRW Industries Inc**

PCO #: **3**

PCO - COST PROPOSAL - PRIME CONTRACTOR

DESCRIPTION OF CHANGE: Raise cripple wall.

ITEM DESCRIPTION	MATERIAL (sales tax included)				LABOR (fully encumbered)			EQUIPMENT (attach invoice)		
	QUANTITY	UNIT	UNIT COST	EXTENSION	QUANTITY HOURS	RATE	EXTENSION	QUANTITY	UNIT COST	EXTENSION
Lumber, SDS	1		$860.00	$ 860.00	16	$118.00	$ 1,888.00			$ -
SUBTOTALS:				$ 860.00			$ 1,888.00			$ -

MATERIAL	$860.00
LABOR	$1,888.00
EQUIPMENT	$0.00
SUBTOTAL DIRECT COSTS	$2,748.00
FEE ON DIRECT COSTS (15%)	$412.20
PRIME CONTRACTOR SUBTOTAL	**$3,160.20**

Sub Contractor Costs from Attached Cost Proposal(s)

	$0.00
5% FEE ON SUBCONTRACTOR DIRECT COSTS	$0.00
SUBCONTRACTOR SUBTOTAL	**$0.00**
PCO SUBTOTAL	**$ 3,160.20**
BOND (not to exceed 2% of sub total)	**$ 63.20**
TOTAL	**$ 3,223.40**

PREPARED & SUBMITTED BY: Bill Burr

COMPANY: CRW TITLE: Pres

Structural Engineers Comments:

A 4x12 on top of the cripple wall should be fine. Will this also be added to the short, return walls? If so, I recommend that they 4x's be mitered at the corners and fastened with 3- SDS ¼ x 4 ½ screws. Regarding the connection to the cripple wall, you can screw up through the double top plate with shorter screws (e.g. SDS ¼ - 6"). I'd space the screws at 16" o.c.

-Scott

B40 MS MPR Cripple Wall

4x12x16	$650.00
10" SDS 1/4"	$125.00
2x4x16	$85.00
	$860.00

B40 MS MPR Partial Modernization

DATE: 6/30/2020

Job Number: 5289

CONTRACTOR: **CRW Industries Inc**

PCO #: **4**

PCO - COST PROPOSAL - PRIME CONTRACTOR

DESCRIPTION OF CHANGE: Unforeseen existing ceiling repairs above stage.

ITEM DESCRIPTION	MATERIAL (sales tax included)				LABOR (fully encumbered)			EQUIPMENT (attach invoice)		
	QUANTITY	UNIT	UNIT COST	EXTENSION	QUANTITY HOURS	RATE	EXTENSION	QUANTITY	UNIT COST	EXTENSION
	1		$600.00	$ 600.00	61	$118.00	$ 7,198.00			$ -
SUBTOTALS:				$ 600.00			$ 7,198.00			$ -

MATERIAL	$600.00
LABOR	$7,198.00
EQUIPMENT	$0.00
SUBTOTAL DIRECT COSTS	$7,798.00
FEE ON DIRECT COSTS (15%)	$1,169.70
PRIME CONTRACTOR SUBTOTAL	**$8,967.70**

Sub Contractor Costs from Attached Cost Proposal(s)

$0.00

5% FEE ON SUBCONTRACTOR DIRECT COSTS	$0.00
SUBCONTRACTOR SUBTOTAL	**$0.00**
PCO SUBTOTAL	**$ 8,967.70**
BOND (not to exceed 2% of sub total)	**$ 179.35**
TOTAL	**$ 9,147.05**

Approved 7/7/2020
By: Chris Garcia
SCCS

PREPARED & SUBMITTED BY: Bill Burr

COMPANY: CRW TITLE: Pres

B40 MS MPR Partial Modernization

DATE: 7/6/2020

Job Number: 5289

CONTRACTOR: **CRW Industries Inc**

PCO #: **5**

PCO - CREDIT PROPOSAL - PRIME CONTRACTOR

DESCRIPTION OF CHANGE: ASI #1- Credit to delete scope of installing a non-load bearing partition/double doors to separate storage rooms 105 and 106.

ITEM DESCRIPTION	MATERIAL (sales tax included)				LABOR (fully encumbered)			EQUIPMENT (attach invoice)		
	QUANTITY	UNIT	UNIT COST	EXTENSION	QUANTITY HOURS	RATE	EXTENSION	QUANTITY	UNIT COST	EXTENSION
Partition/double doors	2		($3,000.00)	$ (6,000.00)	16	($118.00)	$ (1,888.00)			$ -
SUBTOTALS:				$ (6,000.00)			$ (1,888.00)			$ -

MATERIAL	-$6,000.00
LABOR	-$1,888.00
EQUIPMENT	$0.00
SUBTOTAL DIRECT COSTS	($7,888.00)
PRIME CONTRACTOR SUBTOTAL	**($7,888.00)**

Sub Contractor Costs from Attached Cost Proposal(s)

	$0.00
5% FEE ON SUBCONTRACTOR DIRECT COSTS	$0.00
SUBCONTRACTOR SUBTOTAL	**$0.00**
PCO SUBTOTAL	**$ (7,888.00)**
TOTAL	**$ (7,888.00)**

PREPARED & SUBMITTED BY: Bill Burr

COMPANY: CRW TITLE: Pres

Cost Proposal

B40 MS MPR Partial Modernization

DATE: 8/31/2020

Job Number: 5289

CONTRACTOR: **CRW Industries Inc**

PCO #: **6**

PCO - CREDIT PROPOSAL - PRIME CONTRACTOR

DESCRIPTION OF CHANGE: ASI #2- Credit new casework in Storage Rooms #106, 107, and #108.

ITEM DESCRIPTION	MATERIAL (sales tax included)				LABOR (fully encumbered)			EQUIPMENT (attach invoice)		
	QUANTITY	UNIT	UNIT COST	EXTENSION	QUANTITY HOURS	RATE	EXTENSION	QUANTITY	UNIT COST	EXTENSION
	-1		$14,203.50	$ (14,203.50)	12	($118.00)	$ (1,416.00)			$ -
SUBTOTALS:				$ (14,203.50)			$ (1,416.00)			$ -

MATERIAL	-$14,203.50
LABOR	-$1,416.00
EQUIPMENT	$0.00
SUBTOTAL DIRECT COSTS	($15,619.50)
PRIME CONTRACTOR SUBTOTAL	**($15,619.50)**

Sub Contractor Costs from Attached Credit Proposal(s)

	$0.00
5% FEE ON SUBCONTRACTOR DIRECT COSTS	$0.00
SUBCONTRACTOR SUBTOTAL	**$0.00**
PCO SUBTOTAL	**$ (15,619.50)**

TOTAL **$ (15,619.50)**

PREPARED & SUBMITTED BY: Bill Burr

COMPANY: CRW TITLE: Pres

Cost Proposal

IRONWOOD MANUFACTURING
1700 TURNER STREET #1
P.O. BOX 1420
MISSOULA, MT 59806
(406)721-4747

Q U O T E

Fax No: (406)721-8424

TO:
MISCELLANEOUS SALE

DATE : 04/02/2020

QUOTE : 1059243

YOUR INQUIRY : CRW INDUSTRIES-ERNEST HAINES

QTY	DESCRIPTION	UNIT	PRICE
30	TC/305-308430-5 OPEN WALL STORAGE * 30"W X 84"H X 30"D * ONE FIXED SHELF * FOUR ADJ. SHELVES * OPEN * IW STD TFL w/ 3mm PVC	473.45	14203.50

ESTIMATED FREIGHT TO ZIP 95062
IS $2889.35 DOCK TO DOCK.

THE ABOVE QUOTED ITEMS ARE OUR INTERPRETATION OF YOUR REQUEST. PLEASE CHECK CAREFULLY SINCE THIS REPRESENTS THE MERCHANDISE WE PROPOSE TO FURNISH. WE WILL BE RESPONSIBLE ONLY TO FURNISH THE MERCHANDISE AS IT APPEARS ON OUR QUOTE.

TERMS: CASH IN ADVANCE

F.O.B. PLANT

831.424.4620
235 MONTEREY STREET
SUITE B, SALINAS, CA 93901
BELLIAG.COM

ARCHITECT'S SUPPLEMENTAL INSTRUCTIONS

ASI #2

Belli Project #: 18025
Project Name: Branciforte Middle School: MPR Partial Modernization
Location/Client: Santa Cruz, CA (SCCS)

Attn: Bill Burr
CRW Industries
5346 Scotts Valley Dr. STE E
Scotts Valley, CA 95066

ASI TITLE: MPR (Storage Casework) Credit

Per the OAC meeting on 5/26/20 and District (Owner) direction, the following project change shall be made:

1. New casework noted for Storage Rooms #106, #107, #108 are to be removed from the project and the contract. Contractor to provide the required blocking for the new casework per plan and contract documents.

Contractor to provide a deductive (credit) PCO for the owner and architect to review and approve. PCO shall have all the required and detailed information as noted in the general conditions of the project manual.

Total Sheets Attached: N/A

By: Ismael Magaña Jr. **Date Sent: 05/26/2020**

B40 MS MPR Partial Modernization

DATE: 8/31/2020

Job Number: 5289

CONTRACTOR: **CRW Industries Inc**

PCO #: **7**

PCO - CREDIT PROPOSAL - PRIME CONTRACTOR

DESCRIPTION OF CHANGE: RFI 10- Reduction in table size and chair count.

ITEM DESCRIPTION	MATERIAL (sales tax included)				LABOR (fully encumbered)			EQUIPMENT (attach invoice)		
	QUANTITY	UNIT	UNIT COST	EXTENSION	QUANTITY HOURS	RATE	EXTENSION	QUANTITY	UNIT COST	EXTENSION
	-1		$717.09	$ (717.09)		($118.00)	$ -			$ -
SUBTOTALS:				$ (717.09)			$ -			$ -

MATERIAL	-$717.09
LABOR	$0.00
EQUIPMENT	$0.00
SUBTOTAL DIRECT COSTS	($717.09)
PRIME CONTRACTOR SUBTOTAL	**($717.09)**

Sub Contractor Costs from Attached Credit Proposal(s)

$0.00

5% FEE ON SUBCONTRACTOR DIRECT COSTS	$0.00
SUBCONTRACTOR SUBTOTAL	**$0.00**
PCO SUBTOTAL	**$ (717.09)**

TOTAL **$ (717.09)**

PREPARED & SUBMITTED BY: Bill Burr

COMPANY: CRW TITLE: Pres

Cost Proposal

Conference furniture credits

Solve Task Chairs

Two (2) each = $553.74

HON Preside Conference Table

Originally 42"x96" $817.85

Now 36"x72" $654.50

Difference = $163.35

TOTAL CREDIT $717.09

CRW INDUSTRIES, INC.

REQUEST FOR INFORMATION

No. 10

5346 SCOTTS VALLEY DRIVE, UNIT E
SCOTTS VALLEY, CA 95066

Phone: 831 426-0743
Fax: 831 466-9597

TITLE: CONFERENCE ROOM LAYOUT

DATE: 07/31/2020

PROJECT: BRANCIFORTE MIDDLE SCHOOL MPR

JOB: 5289

TO: Attn: ISMAEL MAGANA, JR.
BELLI ARCHITECTURAL GROUP
235 MONTEREY ST., STE. B
SALINAS CA 93901
Phone:(831)424-4620 Fax:(831)424-4408

STARTED: 07/31/2020

COMPLETED:

REQUIRED:

REQUEST: **Scheduling Impact:** ☐ **Monetary Impact:** ☐

Due to the actual size of the Flex Room at Branciforte Middle School, the size of the conference table and the number of chairs needs to be reduced to 3x6 and six, respectively. See attached revised layout. Please confirm. Thank you.

ANSWER:

The proposed reduction of table size and chair count is acceptable. Please provide the a PCO noting the credit back to the District for the smaller table and two less chairs that were noted in the bid documents.

Ismael Magaña, Jr.
08/03/20

Requested By: CRW INDUSTRIES, INC.

Date: 07/31/2020

Signed:

ERNEST HAINES

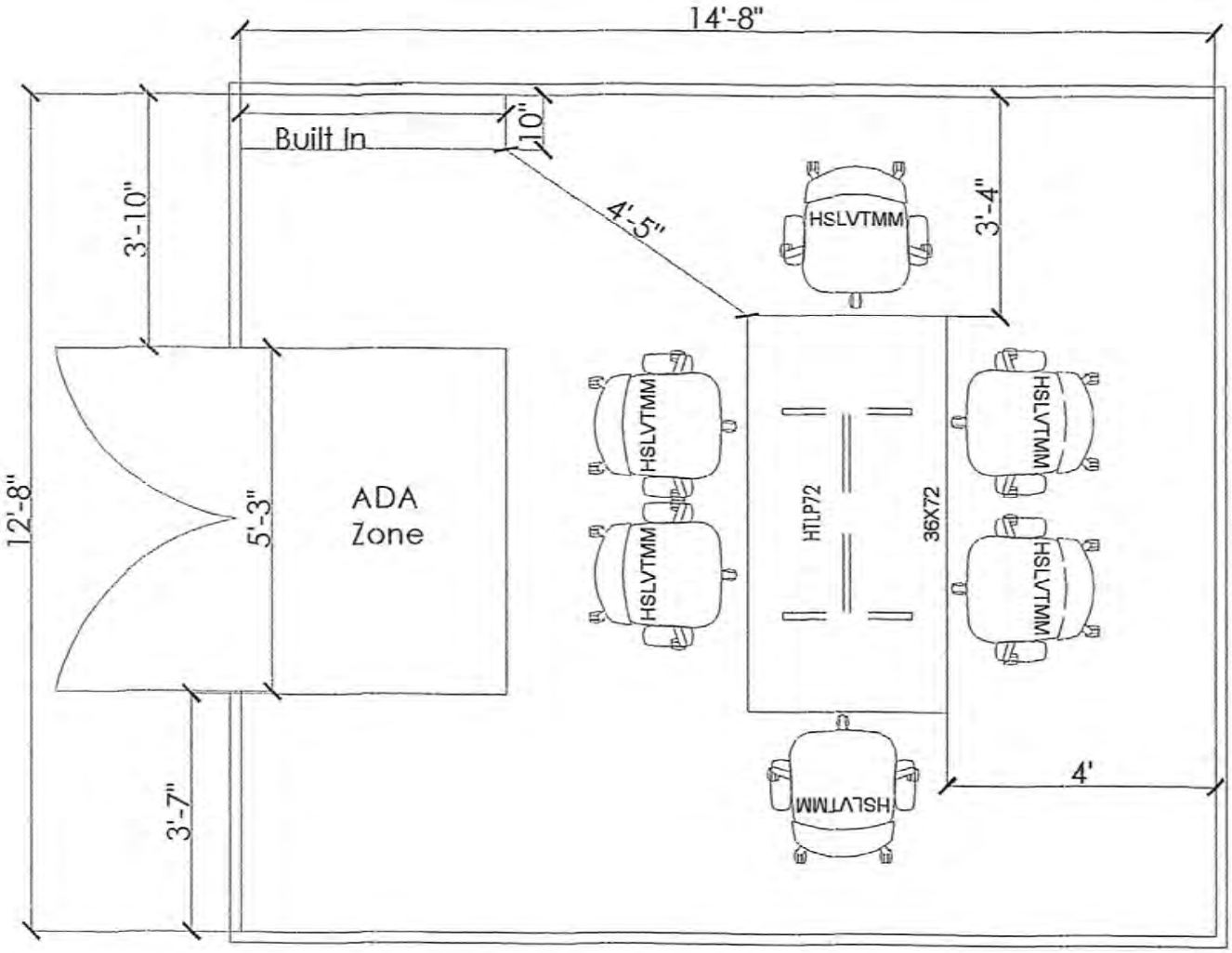

Palace Business Solutions Corporate Office 2606 Chanticleer Ave. Santa Cruz, CA 95065 P:831-476-3815 www.gopalace.com	**Date:**	7/24/20	Plan and 3D View	**Ver.**	**Description**	**Hrs.**	**Init.**	**Drawn By:** Tracy- 340II
	CRW Industries, INC. Tables and Chairs Branciforte Middle School			**1.0**	**Plan and Specify**	**2**	**tc**	**Project#:** HS-200413-A
								Sheet: 1 of 1
								File: CRW Industries, INC. Tables and Chairs_v1 1_tc_200724.dwg

391/1042

B40 MS MPR Partial Modernization

DATE: 8/31/2020

Job Number: 5289

CONTRACTOR: **CRW Industries Inc**

PCO #: **8**

PCO - COST PROPOSAL - PRIME CONTRACTOR

DESCRIPTION OF CHANGE: Added wall between rooms 108 and 109.

ITEM DESCRIPTION	MATERIAL (sales tax included)				LABOR (fully encumbered)			EQUIPMENT (attach invoice)		
	QUANTITY	UNIT	UNIT COST	EXTENSION	QUANTITY HOURS	RATE	EXTENSION	QUANTITY	UNIT COST	EXTENSION
	1		$400.00	$ 400.00	16	$120.00	$ 1,920.00			$ -
SUBTOTALS:				$ 400.00			$ 1,920.00			$ -

MATERIAL	$400.00
LABOR	$1,920.00
EQUIPMENT	$0.00
SUBTOTAL DIRECT COSTS	$2,320.00
FEE ON DIRECT COSTS (15%)	$348.00
PRIME CONTRACTOR SUBTOTAL	**$2,668.00**

Sub Contractor Costs from Attached Cost Proposal(s)

	$0.00
5% FEE ON SUBCONTRACTOR DIRECT COSTS	$0.00
SUBCONTRACTOR SUBTOTAL	**$0.00**
PCO SUBTOTAL	**$ 2,668.00**
BOND (not to exceed 2% of sub total)	**$ 53.36**
TOTAL	**$ 2,721.36**

PREPARED & SUBMITTED BY: Bill Burr

COMPANY: CRW TITLE: Pres

Cost Proposal

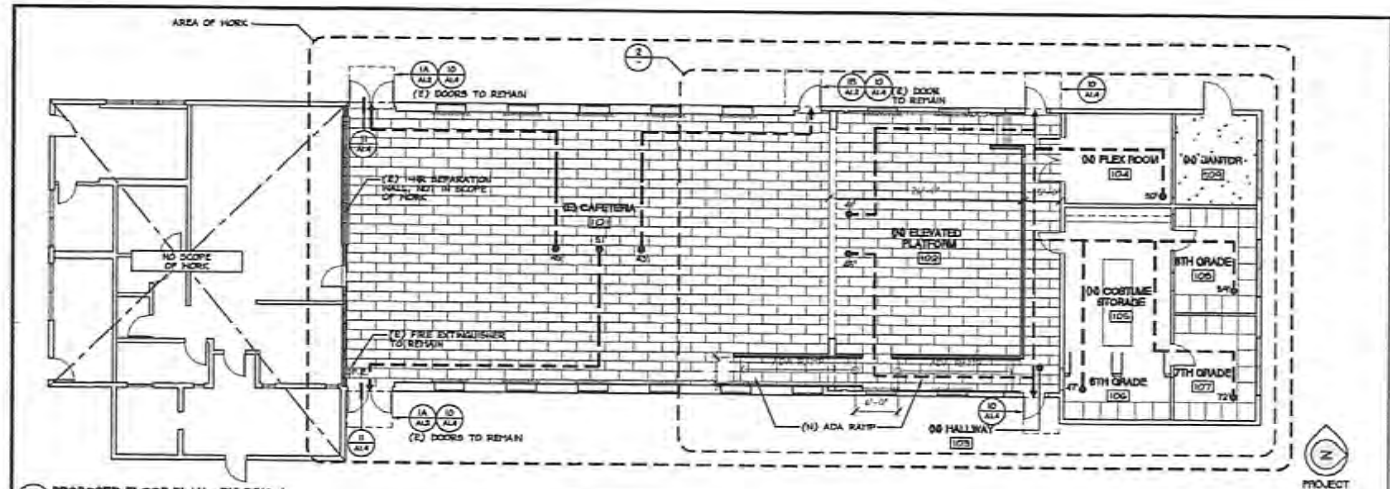

1 PROPOSED FLOOR PLAN - BULDING A
SCALE 1/8" = 1'-0"

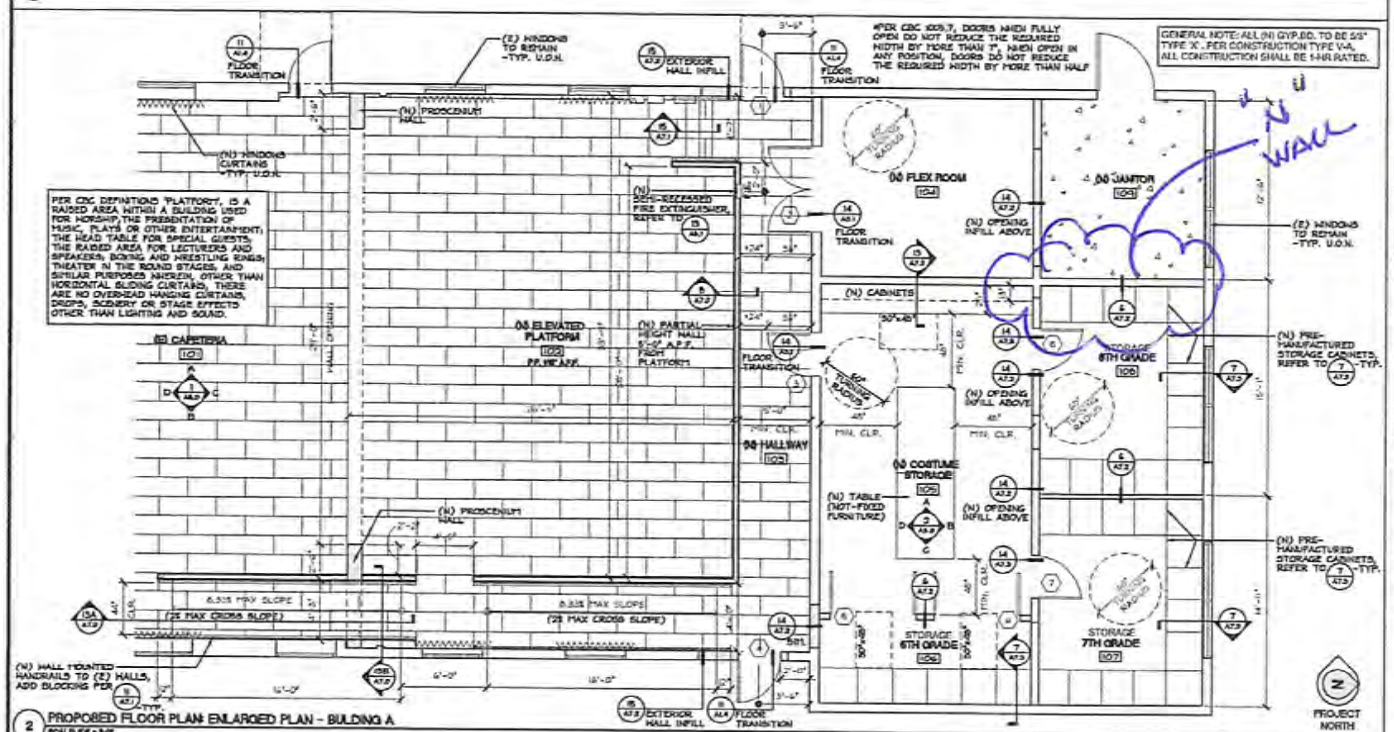

2 PROPOSED FLOOR PLAN ENLARGED PLAN - BULDING A
SCALE 1/4" = 1'-0"

CODE ANALYSIS NOTES

1. PER CBC TABLE 1017.2 EXIT ACCESS TRAVEL DISTANCE =200'
(NON-SPRINKLERED BUILDING)
2. PER CBC 1024.2 MIN. EXIT PASSAGE WIDTH =44", PER CBC 105-403.5.1 CLEAR WIDTH SHALL BE MIN. 48"

ROOM LEGEND

ROOM	OCCUPANCY	AREA (SF)	OCC. LOAD FACTOR	OCC. LOAD	EXITS REQ'D	REQ. WIDTH OF DOORS (0.2)	COMMENTS
101	A-3	2,561	1/15 NET	171	2	34.2	2 EXITS REQ'D
102	A-3	582	1/15 NET	58	2	11.6	2 EXITS REQ'D
103	E	500	1/20	15	1	3	1 EXITS REQ'D
104	E	155	1/20	9	1	1.8	1 EXITS REQ'D
105	E	343	1/300	1	1	0.2	1 EXITS REQ'D
106	E	89	1/20	4	1	.8	1 EXITS REQ'D
107	E	166	1/20	8	1	1.6	1 EXITS REQ'D
108	E	164	1/20	8	1	1.6	1 EXITS REQ'D
109	E	143	1/300	1	1	0.2	1 EXITS REQ'D

GENERAL NOTES

1. PROTECTION OF EXISTING TO REMAIN:
THE CONTRACTOR SHALL PROVIDE PROTECTIVE COVERING FOR FLOORING, FURNISHINGS, AND FINISHES IN EXISTING AREAS NOT DESIGNATED FOR DEMOLITION OR NEW CONSTRUCTION. THE CONTRACTOR SHALL BE RESPONSIBLE FOR THE REPAIR OF ANY DAMAGE CAUSED BY HIS WORK OR ANY SUBCONTRACTOR. IN PARTICULAR, THE CONTRACTOR SHALL MAINTAIN A DUST-FREE ENVIRONMENT WITHIN THE ENTIRE BUILDING.
2. SCHEDULING:
THE CONTRACTOR SHALL MEET WITH THE DISTRICTS AUTHORIZED REPRESENTATIVE WELL IN ADVANCE OF CONSTRUCTION COMMENCEMENT TO:
A. SCHEDULE, SEQUENCE AND COORDINATE ALL WORK
B. MAINTAIN EXITS AND EGRESS WIDTHS REQUIRED BY CODES DURING ALL PHASES OF CONSTRUCTION
3. CLEARANCES:
THE CONTRACTOR SHALL VERIFY THAT NEW CEILINGS CAN BE INSTALLED IN EXISTING SPACES TO CLEAR DUCTWORK AND OTHER CONSTRUCTED ITEMS AND MAINTAIN FLOOR TO CEILING HEIGHTS INDICATED ON DRAWINGS. IF DISCREPANCIES OCCUR DUE TO EXISTING CONDITIONS, CONSULT WITH THE ARCHITECT BEFORE PROCEEDING.
4. MATERIAL ALIGNMENT:
THE FINISH FACE OF MATERIAL OF NEW PARTITIONS SHALL ALIGN ON BOTH SIDES OF THE PARTITION WITH THE FACE OF THE MATERIALS ON EXISTING COLUMNS, WALLS, OR PARTITIONS, UNLESS NOTED OTHERWISE.
5. AS BUILT VERIFICATION:
THE CONTRACTOR SHALL VERIFY DIMENSIONS OF AS-BUILT CONDITIONS, AND NOTIFY THE ARCHITECT IN WRITING OF ANY DISCREPANCIES. ALL INFORMATION SHOWN ON THE CONSTRUCTION DOCUMENTS IS BASED ON FIELD OBSERVATIONS AND/OR THE ORIGINAL CONSTRUCTION DOCUMENTS OF THE FACILITY.
6. CONSTRUCTION DEFECTS:
THE CONTRACTOR SHALL NOTIFY THE ARCHITECT IN WRITING OF ANY CONSTRUCTION DEFECTS FOUND IN UNCOVERING WORK IN THE EXISTING CONSTRUCTION.
7. CORRECTING DEFECTIVE WORK:
THE CONTRACTOR SHALL BE RESPONSIBLE FOR CORRECTING DEFECTIVE WORK IN EXISTING CONSTRUCTION WITHIN THE LIMITS OF THE CONSTRUCTION AREA. THIS INCLUDES, BUT IS NOT LIMITED TO, UNEVEN SURFACES AND FINISHES AT PLASTER OR GYPSUM BOARD. THE CONTRACTOR SHALL PATCH AND REPAIR SURFACES TO MATCH NEW ADJACENT SURFACES.
8. PIPING/CONDUITS
ALL PIPING ABOVE GRADE AND INSIDE THE BUILDING REQUIRED BY THE CONSTRUCTION DOCUMENTS SHALL BE INSTALLED IN AREAS WHERE IT WILL BE CONCEALED TO THE EXTENT POSSIBLE. THE CONTRACTOR SHALL CONSULT WITH THE ARCHITECT AND COORDINATE WITH OTHER TRADES TO PROVIDE THE OPTION OF FURRING FOR PIPING INSTALLED IN FINISH AREAS.
9. FIXTURE REMOVAL
REMOVE MECHANICAL AND ELECTRICAL FIXTURES AND CAP OR REMOVE EXISTING BRANCH LINES AS INDICATED IN THE MECHANICAL AND ELECTRICAL DOCUMENTS.
10. COORDINATION:
COORDINATE PLANS FOR NEW CONSTRUCTION W/DEMOLITION PLANS FOR EXTENT OF REMOVAL. REMOVE ONLY THOSE PORTIONS OF WALLS, FLOORS, CEILINGS, ETC. NECESSARY TO ACCOMMODATE NEW CONSTRUCTION.
11. (N) WALLS, CEILINGS ETC... IN AREA OF WORK TO HAVE (N) PAINT FINISH TYP.

LEGEND

- (N) LVT FLOORING -REFER TO INTERIOR FINISH SCHEDULE
- (N) CARPET TILE -REFER TO INTERIOR FINISH SCHEDULE
- (E) CONCRETE FLOOR TO BE PREPARED FOR (N) EPOXY COAT
- (E) WALL TO REMAIN
- 2x WOOD STUD WALL FRAMING
- 2x WOOD STUD WALL FRAMING (PARTIAL HEIGHT)
- 2x WOOD STUD WALL FRAMING (WINDOW OPENING INFILL)
- DOOR NUMBER - FOR DOOR SCHEDULE REFER TO
- 101 ROOM NUMBER - FOR INTERIOR FINISH SCHEDULE REFER TO
- 4A F.E. 2A/40BC FIRE EXTINGUISHER W/ VALID CERTIFICATION TAGS ATTACHED. (1) PER 3,000 SF OR FRACTION THEREOF, MAX. TRAVEL DISTANCE 75'-0", MOUNTED ON A WALL W/ TOP NOT MORE THAN 5'-0" A.F.F.
- F.E. 2A/40BC FIRE EXTINGUISHER IN SEMI-RECESSED CABINET W/ VALID CERTIFICATION TAGS ATTACHED. (1) PER 3,000 SF OR FRACTION THEREOF, MAX. TRAVEL DISTANCE 75'-0", MOUNTED ON A WALL W/ TOP NOT MORE THAN 5'-0" A.F.F.

APPROVED
DIV OF THE STATE ARCHITECT
APP 08-118030 INC:
REVIEWED BY:
DATE:

REVISIONS	DATE	BY	DESCRIPTION
	02/18/09	EM	1st DSA SUBMITTAL
	03/05/09	EM	DSA SUBMITTAL (WITH CHECK #2)

BELLI ARCHITECTURAL GROUP 415 - 424 - 8000
230 MONTGOMERY STREET, SUITE 15, SAN FRANCISCO, CA 94104
BELLIAG.COM

PROPOSED FLOOR PLAN
BULDING A (PFP) PARTIAL MODERNIZATION FOR:
BRANCIFORTE MIDDLE SCHOOL
355 POPLAR AVE, SANTA CRUZ, CA 95062
SANTA CRUZ CITY SCHOOLS

DATE 02/18/09
SCALE AS NOTED
DRAWN I.M.
JOB 05025
SHEET A2.1

393/1042

B40 MS MPR Partial Modernization

DATE: 5/11/2021

Job Number: 5289

CONTRACTOR: **CRW Industries Inc**

PCO #: **9**

PCO - COST PROPOSAL - PRIME CONTRACTOR

DESCRIPTION OF CHANGE: Labor increase for acoustic ceilings to shim and match mechanically (see attached description).

ITEM DESCRIPTION	MATERIAL (sales tax included)				LABOR (fully encumbered)			EQUIPMENT (attach invoice)		
	QUANTITY	UNIT	UNIT COST	EXTENSION	QUANTITY HOURS	RATE	EXTENSION	QUANTITY	UNIT COST	EXTENSION
Install Ceiling Tiles	1		$324.87	$ 324.87	178	$120.00	$ 21,360.00			$ -
SUBTOTALS:				$ 324.87			$ 21,360.00			$ -

MATERIAL	$324.87
LABOR	$21,360.00
EQUIPMENT	$0.00
SUBTOTAL DIRECT COSTS	$21,684.87
FEE ON DIRECT COSTS (15%)	$3,252.73
PRIME CONTRACTOR SUBTOTAL	**$24,937.60**

Sub Contractor Costs from Attached Cost Proposal(s)

	$0.00
5% FEE ON SUBCONTRACTOR DIRECT COSTS	$0.00
SUBCONTRACTOR SUBTOTAL	**$0.00**
PCO SUBTOTAL	**$ 24,937.60**
BOND (not to exceed 2% of sub total)	**$ 498.75**
TOTAL	**$ 25,436.35**

PREPARED & SUBMITTED BY: Bill Burr

COMPANY: CRW TITLE: Pres

B40 MPR

ACOUSTIC CEILING
CEILING INTALL LABOR INCREASE
TO SHIM & ATTACH MECANICALLY

NOTES:
EXISTING SUBSTAIGHT IS ROUGH PLASTER
UNEVEN FINISH. GLUE ON WOULD NOT
STICK. MANY OPTIONS CONSIDERED FROM
T-BAR TO EXTREME COST CLOUDS
FINAL DECISION BY DISTRICT WAS INSTALL
ACUSTIC TILES BY GLUE SHIM AND
ATTACH BY SCREWS.
ALSO DECIDED BY DISTRICT DUE
DELIVERY AND ACOUSTIC TILES NOT
AVAILABLE TO USE TILES FROM
BAY VIEW LIBRARY. DURING INSTALL IT
WAS VERY OBVIOUS THE INCREASE OF
LABOR TO INSALL THE FINISHES.
SEE ATTACHED CERTIFIED PAY ROLL
12/09/20 to 01/05/21.
VERBAL DISCUSSION DISTRICT WOULD SPLIT
LABOR COST. NO ADD FOR TILES. DIST COVER
COST OF SCREWS.

Ernest Haines

From: HolsterSmith.com <sales1@holstersmith.com>
Sent: Monday, December 21, 2020 5:47 PM
To: Ernest Haines
Subject: HolsterSmith.com HolsterSmith.com Order 109878 has been received.

Thank you for ordering from HolsterSmith.com. Below is an invoice of your order for your records. If you have questions or comments, please contact us by email or at 770-599-8012. Please do not reply to this email.

HolsterSmith.com Invoice

Order Number: 109878
Date Ordered: Monday 21 December, 2020

Sales Person:

Products

1700 x Finishing Washers - #8 - Countersunk - Nylon - Blizzard White (FW-08-NYL-BLIZ-1) = $153.00

Sub-Total: $153.00
FedEx (Priority Overnight ---Includes charge of $6.35 for signature confirmation---Approx. delivery time 1 Day): $49.75
Total: $202.75

Delivery Address

CRW Industries, Inc.
Ernest Haines
5346 Scotts Valley Dr.
Suite E
Scotts Valley, CA 95066-3521
United States

Billing Address

CRW Industries, Inc.
Ernest Haines
5346 Scotts Valley Dr.
Suite E
Scotts Valley, CA 95066-3521
United States

Payment Method

Credit Card

GRAINGER

INVOICE

2261 RINGWOOD AVE.
SAN JOSE, CA 95131-1717
www.grainger.com

GRAINGER ACCOUNT NUMBER	879891323
INVOICE NUMBER	9754179944
INVOICE DATE	12/22/2020
DUE DATE	01/21/2021
AMOUNT DUE	$122.12

SHIP TO

CRW INDUSTRIES INC
5346 Scotts Valley Dr Ste E
Scotts Valley CA 95066-3521

PO NUMBER:	5289
CALLER:	BILL BURR
CUSTOMER PHONE:	8314260743
ORDER NUMBER:	1402232296
INCO TERMS:	FOB ORIGIN

BILL TO
CRW INDUSTRIES INC
5346 SCOTTS VALLEY DR, STE E
SCOTTS VALLEY CA 95066-3521

Pay invoices online at:
www.grainger.com/invoicing
Sign up for paperless invoicing at:
www.grainger.com/paperlessinvoicing

THANK YOU! FEI NUMBER 36-1150280
FOR QUESTIONS ABOUT THIS INVOICE OR ACCOUNT CALL ***1-800-472-4643***

PO LINE #	ITEM #	DESCRIPTION	QUANTITY	UNIT PRICE	TOTAL
1	2CJY1	SELF-PIERCING SCREW,#8X2,PHILLIPS,PK250 MANUFACTURER # PO8X2ZWT Delivery #:6493338826 Date: 12/22/2020 Carrier: UPS NEXT DAY AIR No:of Pkgs:1 Wt: 4.600 Trk #:1Z9436E60173186459 SHIPPED FROM: DC MIRA LOMA 934 4700 HAMNER AVENUE,MIRA LOMA,CA 91752-1018	2	28.56	57.12

THIS PURCHASE IS GOVERNED EXCLUSIVELY BY GRAINGER'S TERMS OF SALE, INCLUDING: (I) DISPUTE RESOLUTION REMEDIES, AND (II) CERTAIN WARRANTY AND DAMAGES LIMITATIONS AND DISCLAIMERS IN EFFECT AT THE TIME OF THE ORDER, WHICH ARE INCORPORATED BY REFERENCE HEREIN. GRAINGER'S TERMS OF SALE ARE AVAILABLE AT WWW.GRAINGER.COM
PRODUCT RETURN INSTRUCTIONS ARE AVAILABLE AT WWW.GRAINGER.COM/RETURNS

INVOICE SUB TOTAL	57.12
SHIPPING	59.44
TAX	5.56

These items are sold for domestic consumption. If exported, purchaser assumes full responsibility for compliance with US export controls. Diversion contrary to US law prohibited.
Reprint

PAY THIS INVOICE - PAYMENT TERMS Net 30 days after inv IN U.S. DOLLARS.

AMOUNT DUE ***$122.12***

PLEASE DETACH THIS PORTION AND RETURN WITH YOUR PAYMENT

BILL TO:

CRW INDUSTRIES INC
5346 SCOTTS VALLEY DR, STE E
SCOTTS VALLEY CA 95066-3521
UNITED STATES OF AMERICA

REMIT TO:
GRAINGER
DEPT. 879891323
PALATINE, IL 60038-0001

879891323975417994410000122121000055610005944100000021012173

X	ACCOUNT NUMBER	DATE	INVOICE NUMBER	AMOUNT DUE
	879891323	12/22/2020	9754179944	$122.12

355 hours total

TIME AND MATERIALS LOG

Date: 12/14/21

Job Name: Branciforte MS MPR	Job Address: 315 Poplar Ave

Activity	Employee	Hours
Ceiling Tiles	~~Frank Gomas~~	~~10~~
Ceiling Tiles	Robert Tabag	8
Ceiling Tiles	Erik Putzler	9
Ceiling Tiles	Luke Martin	8

Materials Used

Item	Quantity

Project Completed Today? Yes No **X**

CRW Foreman Signature:_____

Print Name:_____

Construction Manager Company:_____

CM Signature:_____ Inspector:_____

CM Print Name:_____ Inspector Print:_____

TIME AND MATERIALS LOG

Date: 12/15/21

Job Name: Branciforte MS MPR	Job Address: 315 Poplar Ave

Activity	Employee	Hours
~~Ceiling Tiles~~	~~Frank Gomas~~	~~9~~
Ceiling Tiles	Robert Tabag	7
Ceiling Tiles	Erik Putzler	9
Ceiling Tiles	Luke Martin	8
Ceiling Tiles	Bill Shirley	8

Materials Used	
Item	Quantity

Project Completed Today? Yes No **X**

CRW Foreman Signature:_____

Print Name:_____

Construction Manager Company:_____

CM Signature:_____ Inspector:_____

CM Print Name:_____ Inspector Print:_____

Certified Payroll Report

Report Period: 12/09/2020 to 12/15/2020
Payroll#:

Company: CRW Industries, Inc.
5346 Scotts Valley Drive
Suite E
Scotts Valley CA 95066

Project: BRANCIFORTE MS BLDG A MPR PARTIAL MOD
315 POPLAR AVENUE
SANTA CRUZ CA 95062

Chk: 35382 Chk Date: 12/16/2020 From: 12/09/2020 To: 12/15/2020 Fed Allow: 6 State Allow: 6

Ssn:	Med/FICA	FedWh	State	SDI	Other
JOSE A QUEVEDO	173.01	292.31	147.05	22.62	434.36

Wages	Add Ons	Deduct	Net
2,058.00	203.60	1,069.35	1,192.25

Heritage: Hispanic/Latino (any race) Gender: Male

Date	Trade	Type	Hours	Rate	Base	Vacation	Pension	Health	Other
12/14/2020	CARP FOREMA	Reg	8.00	51.4500	411.60	23.60	103.20	93.60	28.48
12/15/2020	CARP FOREMA	Reg	8.00	51.4500	411.60	23.60	103.20	93.60	28.48
This Job:			16.00		823.20	47.20	206.40	187.20	56.96

Chk: 35375 Chk Date: 12/16/2020 From: 12/09/2020 To: 12/15/2020 Fed Allow: 2 State Allow: 2

Ssn:	Med/FICA	FedWh	State	SDI	Other
FRANK A GOMAS	256.55	633.77	269.08	33.54	290.13

Wages	Add Ons	Deduct	Net
3,063.44	290.13	1,483.07	1,870.50

Heritage: Two or more races Gender: Male

Date	Trade	Type	Hours	Rate	Base	Vacation	Pension	Health	Other
12/14/2020	CARP_JNY_SCz	Reg	8.00	46.7700	374.16	23.60	103.20	93.60	28.48
12/14/2020	CARP_JNY_SCz	Ovt	2.00	70.1550	140.31	5.90	25.80	23.40	7.12
12/15/2020	CARP_JNY_SCz	Reg	8.00	46.7700	374.16	23.60	103.20	93.60	28.48
12/15/2020	CARP_JNY_SCz	Ovt	1.00	70.1550	70.16	2.95	12.90	11.70	3.56
This Job:			19.00		958.79	56.05	245.10	222.30	67.64

Chk: 35388 Chk Date: 12/16/2020 From: 12/09/2020 To: 12/15/2020 Fed Allow: 9 State Allow: 9

Ssn:	Med/FICA	FedWh	State	SDI	Other
ROBERT TABAG	154.73	184.19	114.85	20.23	198.51

Wages	Add Ons	Deduct	Net
1,824.03	198.51	672.51	1,350.03

Heritage: White (not Hispanic/Latino) Gender: Male

Date	Trade	Type	Hours	Rate	Base	Vacation	Pension	Health	Other
12/14/2020	CARP_JNY_SCz	Reg	8.00	46.7700	374.16	23.60	103.20	93.60	28.48
12/15/2020	CARP_JNY_SCz	Reg	7.00	46.7700	327.39	20.65	90.30	81.90	24.92
This Job:			15.00		701.55	44.25	193.50	175.50	53.40

Certified Payroll Report

Report Period: 12/09/2020 to 12/15/2020

Continued...

Chk: 35385 Chk Date: 12/16/2020 From: 12/09/2020 To: 12/15/2020 Fed Allow: 0 State Allow: 0

Ssn:	Med/FICA	FedWh	State	SDI	Other
DANIEL SALDANA	216.25	20.00	8.33	27.77	304.50

Wages	Add Ons	Deduct	Net
2,572.35	254.50	576.85	2,250.00

Heritage: Hispanic/Latino (any race) Gender: Male

Date	Trade	Type	Hours	Rate	Base	Vacation	Pension	Health	Other
			[---------- Wages ----------]			[---------- Benefits ----------]			
12/14/2020	CARP_JNY_SCz	Reg	8.00	46.7700	374.16	23.60	103.20	93.60	28.48
	This Job:		8.00		374.16	23.60	103.20	93.60	28.48

Chk: 35381 Chk Date: 12/16/2020 From: 12/09/2020 To: 12/15/2020 Fed Allow: 0 State Allow: 0

Ssn:	Med/FICA	FedWh	State	SDI	Other
ERIK S PUTZLER	179.18	297.40	110.88	23.17	285.09

Wages	Add Ons	Deduct	Net
2,082.59	259.59	895.72	1,446.46

Heritage: White (not Hispanic/Latino) Gender: Male

Date	Trade	Type	Hours	Rate	Base	Vacation	Pension	Health	Other
			[---------- Wages ----------]			[---------- Benefits ----------]			
12/12/2020	APP 3_SCz	Ovt	3.00	55.2900	165.87	8.85	6.75	35.10	10.68
12/14/2020	APP 3_SCz	Reg	8.00	36.8600	294.88	23.60	18.00	93.60	28.48
12/14/2020	APP 3_SCz	Ovt	1.00	55.2900	55.29	2.95	2.25	11.70	3.56
12/15/2020	APP 3_SCz	Reg	8.00	36.8600	294.88	23.60	18.00	93.60	28.48
12/15/2020	APP 3_SCz	Ovt	1.00	55.2900	55.29	2.95	2.25	11.70	3.56
	This Job:		21.00		866.21	61.95	47.25	245.70	74.76

Chk: 35380 Chk Date: 12/16/2020 From: 12/09/2020 To: 12/15/2020 Fed Allow: 0 State Allow: 0

Ssn:	Med/FICA	FedWh	State	SDI	Other
LUKE M MARTIN	92.42	132.34	54.75	12.08	85.60

Wages	Add Ons	Deduct	Net
1,122.40	85.60	377.19	830.81

Heritage: White (not Hispanic/Latino) Gender: Male

Date	Trade	Type	Hours	Rate	Base	Vacation	Pension	Health	Other
			[---------- Wages ----------]			[---------- Benefits ----------]			
12/14/2020	APP 1_SCz	Reg	8.00	28.0600	224.48			93.60	28.48
12/15/2020	APP 1_SCz	Reg	8.00	28.0600	224.48			93.60	28.48
	This Job:		16.00		448.96			187.20	56.96

Certified Payroll Report

Report Period: 12/09/2020 to 12/15/2020

Continued...

Chk: 35379 Chk Date: 12/16/2020 From: 12/09/2020 To: 12/15/2020 Fed Allow: 3 State Allow: 3

Ssn:	Med/FICA	FedWh	State	SDI	Other
MISAEL IBANEZ	149.93	170.36	61.37	19.60	121.98

Wages	Add Ons	Deduct	Net
1,837.93	121.98	523.24	1,436.67

Heritage: Gender: Male

Date	Trade	Type	Hours	Rate	Base	Vacation	Pension	Health	Other
			[---------- Wages ----------]			[---------- Benefits ----------]			
12/14/2020	APP 1_SCz	Reg	8.00	28.0600	224.48			93.60	28.48
12/14/2020	APP 1_SCz	Ovt	2.00	42.0900	84.18			23.40	7.12
12/15/2020	APP 1_SCz	Reg	8.00	28.0600	224.48			93.60	28.48
12/15/2020	APP 1_SCz	Ovt	1.00	42.0900	42.09			11.70	3.56
	This Job:		19.00		575.23			222.30	67.64

Chk: 35387 Chk Date: 12/16/2020 From: 12/09/2020 To: 12/15/2020 Fed Allow: 0 State Allow: 0

Ssn:	Med/FICA	FedWh	State	SDI	Other
BILL W SHIRLEY	176.69	295.84	107.57	23.10	203.60

Wages	Add Ons	Deduct	Net
2,106.00	203.60	806.80	1,502.80

Heritage: White (not Hispanic/Latino) Gender: Male

Date	Trade	Type	Hours	Rate	Base	Vacation	Pension	Health	Other
			[---------- Wages ----------]			[---------- Benefits ----------]			
12/14/2020	CARP_JNY_SCz	Reg	8.00	52.6500	421.20	23.60	103.20	93.60	28.48
12/15/2020	CARP_JNY_SCz	Reg	8.00	52.6500	421.20	23.60	103.20	93.60	28.48
	This Job:		16.00		842.40	47.20	206.40	187.20	56.96

Chk: 35373 Chk Date: 12/16/2020 From: 12/09/2020 To: 12/15/2020 Fed Allow: 2 State Allow: 2

Ssn:	Med/FICA	FedWh	State	SDI	Other
ISRAEL CORIA-ROMERO	65.59	47.99	6.14	8.57	57.78

Wages	Add Ons	Deduct	Net
799.71	57.78	186.07	671.42

Heritage: Hispanic/Latino (any race) Gender: Male

Date	Trade	Type	Hours	Rate	Base	Vacation	Pension	Health	Other
			[---------- Wages ----------]			[---------- Benefits ----------]			
12/12/2020	APP 1_SCz	Reg	8.00	28.0600	224.48			93.60	28.48
12/14/2020	APP 1_SCz	Reg	8.00	28.0600	224.48			93.60	28.48
12/14/2020	APP 1_SCz	Ovt	2.00	42.0900	84.18			23.40	7.12
12/15/2020	APP 1_SCz	Reg	8.00	28.0600	224.48			93.60	28.48
12/15/2020	APP 1_SCz	Ovt	1.00	42.0900	42.09			11.70	3.56
	This Job:		27.00		799.71			315.90	96.12

This Job:	157.00	6,390.21	280.25	1,001.85	1,836.90	558.92

Certified Payroll Report

Report Period: 12/16/2020 to 12/22/2020
Payroll#:

Company: CRW Industries, Inc.
5346 Scotts Valley Drive
Suite E
Scotts Valley CA 95066

Project: BRANCIFORTE MS BLDG A MPR PARTIAL MOD
315 POPLAR AVENUE
SANTA CRUZ CA 95062

Chk: 35406 Chk Date: 12/22/2020 From: 12/16/2020 To: 12/22/2020 Fed Allow: 9 State Allow: 9

Ssn:	Med/FICA	FedWh	State	SDI	Other
ROBERT TABAG	158.69	195.60	120.16	20.74	203.60

Wages	Add Ons	Deduct	Net
1,870.80	203.60	698.79	1,375.61

Heritage: White (not Hispanic/Latino) Gender: Male

			[---------- Wages ----------]			[---------- Benefits ----------]			
Date	**Trade**	**Type**	**Hours**	**Rate**	**Base**	**Vacation**	**Pension**	**Health**	**Other**
12/16/2020	CARP_JNY_SCz	Reg	8.00	46.7700	374.16	23.60	103.20	93.60	28.48
12/17/2020	CARP_JNY_SCz	Reg	8.00	46.7700	374.16	23.60	103.20	93.60	28.48
12/18/2020	CARP_JNY_SCz	Reg	8.00	46.7700	374.16	23.60	103.20	93.60	28.48
12/21/2020	CARP_JNY_SCz	Reg	8.00	46.7700	374.16	23.60	103.20	93.60	28.48
12/22/2020	CARP_JNY_SCz	Reg	8.00	46.7700	374.16	23.60	103.20	93.60	28.48
	This Job:		40.00		1,870.80	118.00	516.00	468.00	142.40

Chk: 35400 Chk Date: 12/22/2020 From: 12/16/2020 To: 12/22/2020 Fed Allow: 0 State Allow: 0

Ssn:	Med/FICA	FedWh	State	SDI	Other
ERIK S PUTZLER	146.84	205.19	73.24	18.98	245.96

Wages	Add Ons	Deduct	Net
1,695.56	223.96	690.21	1,229.31

Heritage: White (not Hispanic/Latino) Gender: Male

			[---------- Wages ----------]			[---------- Benefits ----------]			
Date	**Trade**	**Type**	**Hours**	**Rate**	**Base**	**Vacation**	**Pension**	**Health**	**Other**
12/16/2020	APP 3_SCz	Reg	5.00	36.8600	184.30	14.75	11.25	58.50	17.80
12/16/2020	APP 3_SCz	Ovt	1.00	55.2900	55.29	2.95	2.25	11.70	3.56
12/17/2020	APP 3_SCz	Reg	8.00	36.8600	294.88	23.60	18.00	93.60	28.48
12/17/2020	APP 3_SCz	Ovt	1.00	55.2900	55.29	2.95	2.25	11.70	3.56
12/18/2020	APP 3_SCz	Reg	8.00	36.8600	294.88	23.60	18.00	93.60	28.48
12/18/2020	APP 3_SCz	Ovt	1.00	55.2900	55.29	2.95	2.25	11.70	3.56
12/21/2020	APP 3_SCz	Reg	8.00	36.8600	294.88	23.60	18.00	93.60	28.48
12/21/2020	APP 3_SCz	Ovt	1.00	55.2900	55.29	2.95	2.25	11.70	3.56
12/22/2020	APP 3_SCz	Reg	8.00	36.8600	294.88	23.60	18.00	93.60	28.48
	This Job:		41.00		1,584.98	120.95	92.25	479.70	145.96

Certified Payroll Report

Report Period: 12/16/2020 to 12/22/2020

Continued...

Chk: 35399 Chk Date: 12/22/2020 From: 12/16/2020 To: 12/22/2020 Fed Allow: 0 State Allow: 0

Ssn:	Med/FICA	FedWh	State	SDI	Other
LUKE M MARTIN	105.95	171.26	72.85	13.85	94.16

Wages	Add Ons	Deduct	Net
1,290.76	94.16	458.07	926.85

Heritage: White (not Hispanic/Latino) Gender: Male

			[---------- Wages ----------]			[---------- Benefits ----------]			
Date	**Trade**	**Type**	**Hours**	**Rate**	**Base**	**Vacation**	**Pension**	**Health**	**Other**
12/16/2020	APP 1_SCz	Reg	8.00	28.0600	224.48			93.60	28.48
12/17/2020	APP 1_SCz	Reg	8.00	28.0600	224.48			93.60	28.48
12/18/2020	APP 1_SCz	Reg	8.00	28.0600	224.48			93.60	28.48
12/22/2020	APP 1_SCz	Reg	8.00	28.0600	224.48			93.60	28.48
	This Job:		32.00		897.92			374.40	113.92

Chk: 35405 Chk Date: 12/22/2020 From: 12/16/2020 To: 12/22/2020 Fed Allow: 0 State Allow: 0

Ssn:	Med/FICA	FedWh	State	SDI	Other
BILL W SHIRLEY	176.69	295.84	107.57	23.10	203.60

Wages	Add Ons	Deduct	Net
2,106.00	203.60	806.80	1,502.80

Heritage: White (not Hispanic/Latino) Gender: Male

			[---------- Wages ----------]			[---------- Benefits ----------]			
Date	**Trade**	**Type**	**Hours**	**Rate**	**Base**	**Vacation**	**Pension**	**Health**	**Other**
12/16/2020	CARP_JNY_SCz	Reg	8.00	52.6500	421.20	23.60	103.20	93.60	28.48
12/17/2020	CARP_JNY_SCz	Reg	8.00	52.6500	421.20	23.60	103.20	93.60	28.48
12/18/2020	CARP_JNY_SCz	Reg	8.00	52.6500	421.20	23.60	103.20	93.60	28.48
12/21/2020	CARP_JNY_SCz	Reg	8.00	52.6500	421.20	23.60	103.20	93.60	28.48
12/22/2020	CARP_JNY_SCz	Reg	8.00	52.6500	421.20	23.60	103.20	93.60	28.48
	This Job:		40.00		2,106.00	118.00	516.00	468.00	142.40

Chk: 35392 Chk Date: 12/22/2020 From: 12/16/2020 To: 12/22/2020 Fed Allow: 2 State Allow: 2

Ssn:	Med/FICA	FedWh	State	SDI	Other
ISRAEL CORIA-ROMERO	98.89	100.22	22.64	12.93	85.60

Wages	Add Ons	Deduct	Net
1,207.12	85.60	320.28	972.44

Heritage: Hispanic/Latino (any race) Gender: Male

			[---------- Wages ----------]			[---------- Benefits ----------]			
Date	**Trade**	**Type**	**Hours**	**Rate**	**Base**	**Vacation**	**Pension**	**Health**	**Other**
12/16/2020	APP 1_SCz	Reg	8.00	28.0600	224.48			93.60	28.48
12/17/2020	APP 1_SCz	Reg	8.00	28.0600	224.48			93.60	28.48
	This Job:		16.00		448.96			187.20	56.96

This Job:	169.00	6,908.66	356.95	1,124.25	1,977.30	601.64

TIME AND MATERIALS LOG

Date: 12/16/21

Job Name: Branciforte MS MPR	Job Address: 315 Poplar Ave

Activity	Employee	Hours
Ceiling Tiles	Robert Tabag	8
Ceiling Tiles	Erik Putzler	6
Ceiling Tiles	Luke Martin	8
Ceiling Tiles	Bill Shirley	8

Materials Used	
Item	Quantity

Project Completed Today? Yes No **X**

CRW Foreman Signature:_____

Print Name:_____

Construction Manager Company:_____

CM Signature:_____ Inspector:_____

CM Print Name:_____ Inspector Print:_____

TIME AND MATERIALS LOG

Date: 12/17/21

Job Name: Branciforte MS MPR	Job Address: 315 Poplar Ave

Activity	Employee	Hours
Ceiling Tiles	Robert Tabag	8
Ceiling Tiles	Erik Putzler	9
Ceiling Tiles	Luke Martin	8
Ceiling Tiles	Bill Shirley	8

Materials Used	
Item	Quantity

Project Completed Today? Yes No **X**

CRW Foreman Signature:_____

Print Name:_____

Construction Manager Company:_____

CM Signature:_____ Inspector:_____

CM Print Name:_____ Inspector Print:_____

TIME AND MATERIALS LOG

Date: 12/18/21

Job Name: Branciforte MS MPR	Job Address: 315 Poplar Ave

Activity	Employee	Hours
Ceiling Tiles	Robert Tabag	8
Ceiling Tiles	Erik Putzler	9
Ceiling Tiles	Luke Martin	8
Ceiling Tiles	Bill Shirley	8

Materials Used	
Item	Quantity

Project Completed Today? Yes No **X**

CRW Foreman Signature:_____

Print Name:_____

Construction Manager Company:_____

CM Signature:_____ Inspector:_____

CM Print Name:_____ Inspector Print:_____

TIME AND MATERIALS LOG

Date: 12/21/21

Job Name: Branciforte MS MPR	Job Address: 315 Poplar Ave

Activity	Employee	Hours
Ceiling Tiles	Robert Tabag	8
Ceiling Tiles	Erik Putzler	9
Ceiling Tiles	Bill Shirley	8

Materials Used	
Item	Quantity

Project Completed Today? Yes No **X**

CRW Foreman Signature:_____

Print Name:_____

Construction Manager Company:_____

CM Signature:_____ Inspector:_____

CM Print Name:_____ Inspector Print:_____

TIME AND MATERIALS LOG

Date: 12/22/21

Job Name: Branciforte MS MPR	Job Address: 315 Poplar Ave

Activity	Employee	Hours
Ceiling Tiles	Robert Tabag	8
Ceiling Tiles	Erik Putzler	8
Ceiling Tiles	Luke Martin	8
Ceiling Tiles	Bill Shirley	8

Materials Used	
Item	Quantity

Project Completed Today? Yes No **X**

CRW Foreman Signature:_____

Print Name:_____

Construction Manager Company:_____

CM Signature:_____ Inspector:_____

CM Print Name:_____ Inspector Print:_____

TIME AND MATERIALS LOG

Date: 12/23/21

Job Name: Branciforte MS MPR	Job Address: 315 Poplar Ave

Activity	Employee	Hours
~~Ceiling Tiles~~	~~Frank Gomas~~	~~10~~
Ceiling Tiles	Robert Tabag	8
Ceiling Tiles	Erik Putzler	10
Ceiling Tiles	Luke Martin	8
Ceiling Tiles	Bill Shirley	8

Materials Used

Item	Quantity

Project Completed Today? Yes No **X**

CRW Foreman Signature:_____

Print Name:_____

Construction Manager Company:_____

CM Signature:_____ Inspector:_____

CM Print Name:_____ Inspector Print:_____

TIME AND MATERIALS LOG

Date: 12/24/21

Job Name: Branciforte MS MPR	Job Address: 315 Poplar Ave

Activity	Employee	Hours
~~Ceiling~~ Tiles	~~Frank Gomas~~	~~8~~
Ceiling Tiles	Robert Tabag	8
Ceiling Tiles	Erik Putzler	10
Ceiling Tiles	Luke Martin	8

Materials Used

Item	Quantity

Project Completed Today? Yes No **X**

CRW Foreman Signature:_____

Print Name:_____

Construction Manager Company:_____

CM Signature:_____ Inspector:_____

CM Print Name:_____ Inspector Print:_____

TIME AND MATERIALS LOG

Date: 12/28/21

Job Name: Branciforte MS MPR	Job Address: 315 Poplar Ave

Activity	Employee	Hours
~~Ceiling Tiles~~	~~Frank Gomas~~	~~8~~
Ceiling Tiles	Robert Tabag	8
Ceiling Tiles	Erik Putzler	9
Ceiling Tiles	Luke Martin	8
Ceiling Tiles	Bill Shirley	8

Materials Used

Item	Quantity

Project Completed Today? Yes No **X**

CRW Foreman Signature:_____

Print Name:_____

Construction Manager Company:_____

CM Signature:_____ Inspector:_____

CM Print Name:_____ Inspector Print:_____

TIME AND MATERIALS LOG

Date: 12/29/21

Job Name: Branciforte MS MPR	Job Address: 315 Poplar Ave

Activity	Employee	Hours
~~Ceiling Tiles~~	~~Frank Gomas~~	~~8~~
Ceiling Tiles	Robert Tabag	8
Ceiling Tiles	Erik Putzler	4
Ceiling Tiles	Luke Martin	8
Ceiling Tiles	Bill Shirley	8

Materials Used	
Item	Quantity

Project Completed Today? Yes No **X**

CRW Foreman Signature:_____

Print Name:_____

Construction Manager Company:_____

CM Signature:_____ Inspector:_____

CM Print Name:_____ Inspector Print:_____

Certified Payroll Report

Report Period: 12/23/2020 to 12/29/2020
Payroll#:

Company: CRW Industries, Inc.
5346 Scotts Valley Drive
Suite E
Scotts Valley CA 95066

Project: BRANCIFORTE MS BLDG A MPR PARTIAL MOD
315 POPLAR AVENUE
SANTA CRUZ CA 95062

Chk: 35412 Chk Date: 12/30/2020 From: 12/23/2020 To: 12/29/2020 Fed Allow: 2 State Allow: 2

Ssn:	Med/FICA	FedWh	State	SDI	Other
FRANK A GOMAS	138.47	264.78	111.18	18.10	173.06

Wages	Add Ons	Deduct	Net
1,636.95	173.06	705.59	1,104.42

Heritage: Two or more races Gender: Male

Date	Trade	Type	Hours	Rate	Base	Vacation	Pension	Health	Other
12/23/2020	CARP_JNY_SCz	Reg	8.00	46.7700	374.16	23.60	103.20	93.60	28.48
12/23/2020	CARP_JNY_SCz	Ovt	2.00	70.1550	140.31	5.90	25.80	23.40	7.12
12/24/2020	CARP_JNY_SCz	Reg	8.00	46.7700	374.16	23.60	103.20	93.60	28.48
12/28/2020	CARP_JNY_SCz	Reg	8.00	46.7700	374.16	23.60	103.20	93.60	28.48
12/29/2020	CARP_JNY_SCz	Reg	8.00	46.7700	374.16	23.60	103.20	93.60	28.48
	This Job:		34.00		1,636.95	100.30	438.60	397.80	121.04

Chk: 35424 Chk Date: 12/30/2020 From: 12/23/2020 To: 12/29/2020 Fed Allow: 9 State Allow: 9

Ssn:	Med/FICA	FedWh	State	SDI	Other
ROBERT TABAG	126.95	104.33	77.71	16.60	162.88

Wages	Add Ons	Deduct	Net
1,496.64	162.88	488.47	1,171.05

Heritage: White (not Hispanic/Latino) Gender: Male

Date	Trade	Type	Hours	Rate	Base	Vacation	Pension	Health	Other
12/23/2020	CARP_JNY_SCz	Reg	8.00	46.7700	374.16	23.60	103.20	93.60	28.48
12/24/2020	CARP_JNY_SCz	Reg	8.00	46.7700	374.16	23.60	103.20	93.60	28.48
12/28/2020	CARP_JNY_SCz	Reg	8.00	46.7700	374.16	23.60	103.20	93.60	28.48
12/29/2020	CARP_JNY_SCz	Reg	8.00	46.7700	374.16	23.60	103.20	93.60	28.48
	This Job:		32.00		1,496.64	94.40	412.80	374.40	113.92

Chk: 35418 Chk Date: 12/30/2020 From: 12/23/2020 To: 12/29/2020 Fed Allow: 0 State Allow: 0

Ssn:	Med/FICA	FedWh	State	SDI	Other
ERIK S PUTZLER	116.55	145.67	45.51	15.06	195.65

Wages	Add Ons	Deduct	Net
1,345.39	178.15	518.44	1,005.10

Heritage: White (not Hispanic/Latino) Gender: Male

Date	Trade	Type	Hours	Rate	Base	Vacation	Pension	Health	Other
12/23/2020	APP 3_SCz	Reg	8.00	36.8600	294.88	23.60	18.00	93.60	28.48
12/23/2020	APP 3_SCz	Ovt	2.00	55.2900	110.58	5.90	4.50	23.40	7.12
12/24/2020	APP 3_SCz	Reg	8.00	36.8600	294.88	23.60	18.00	93.60	28.48
12/28/2020	APP 3_SCz	Reg	8.00	36.8600	294.88	23.60	18.00	93.60	28.48
12/28/2020	APP 3_SCz	Ovt	1.00	55.2900	55.29	2.95	2.25	11.70	3.56
12/29/2020	APP 3_SCz	Reg	4.00	36.8600	147.44	11.80	9.00	46.80	14.24

Continued...

This Job:	31.00	1,197.95	91.45	69.75	362.70	110.36

Chk: 35417 Chk Date: 12/30/2020 From: 12/23/2020 To: 12/29/2020 Fed Allow: 0 State Allow: 0

Ssn:

LUKE M MARTIN

Med/FICA	FedWh	State	SDI	Other
73.93	83.55	33.38	9.66	68.48

Wages	Add Ons	Deduct	Net
897.92	68.48	269.00	697.40

Heritage: White (not Hispanic/Latino) Gender: Male

Date	Trade	Type	Hours	Rate	Base	Vacation	Pension	Health	Other
			[---------- Wages ----------]			[---------- Benefits ----------			----------]
12/23/2020	APP 1_SCz	Reg	8.00	28.0600	224.48			93.60	28.48
12/24/2020	APP 1_SCz	Reg	8.00	28.0600	224.48			93.60	28.48
12/28/2020	APP 1_SCz	Reg	8.00	28.0600	224.48			93.60	28.48
12/29/2020	APP 1_SCz	Reg	8.00	28.0600	224.48			93.60	28.48
This Job:			32.00		897.92			374.40	113.92

Chk: 35423 Chk Date: 12/30/2020 From: 12/23/2020 To: 12/29/2020 Fed Allow: 0 State Allow: 0

Ssn:

BILL W SHIRLEY

Med/FICA	FedWh	State	SDI	Other
106.01	131.23	36.42	13.86	122.16

Wages	Add Ons	Deduct	Net
1,263.60	122.16	409.68	976.08

Heritage: White (not Hispanic/Latino) Gender: Male

Date	Trade	Type	Hours	Rate	Base	Vacation	Pension	Health	Other
			[---------- Wages ----------]			[---------- Benefits ----------			----------]
12/23/2020	CARP_JNY_SCz	Reg	8.00	52.6500	421.20	23.60	103.20	93.60	28.48
12/28/2020	CARP_JNY_SCz	Reg	8.00	52.6500	421.20	23.60	103.20	93.60	28.48
12/29/2020	CARP_JNY_SCz	Reg	8.00	52.6500	421.20	23.60	103.20	93.60	28.48
This Job:			24.00		1,263.60	70.80	309.60	280.80	85.44

This Job:	153.00	6,493.06	356.95	1,230.75	1,790.10	544.68

TIME AND MATERIALS LOG

Date: 12/30/21

Job Name: Branciforte MS MPR	Job Address: 315 Poplar Ave

Activity	Employee	Hours
~~Ceiling Tiles~~	~~Frank Gomas~~	~~8~~
Ceiling Tiles	Robert Tabag	8
Ceiling Tiles	Bill Shirley	8
	~~Erin Potzler~~	

Materials Used

Item	Quantity

Project Completed Today? Yes No **X**

CRW Foreman Signature:_____

Print Name:_____

Construction Manager Company:_____

CM Signature:_____ Inspector:_____

CM Print Name:_____ Inspector Print:_____

TIME AND MATERIALS LOG

Date: 12/31/21

Job Name: Branciforte MS MPR	Job Address: 315 Poplar Ave

Activity	Employee	Hours
~~Ceiling Tiles~~	~~Frank Gomas~~	~~8~~
Ceiling Tiles	Bill Shirley	8

Materials Used	
Item	Quantity

Project Completed Today? Yes No **X**

CRW Foreman Signature:_____

Print Name:_____

Construction Manager Company:_____

CM Signature:_____ Inspector:_____

CM Print Name:_____ Inspector Print:_____

Certified Payroll Report

Report Period: 12/30/2020 to 01/05/2021
Payroll#:

Company: CRW Industries, Inc.
5346 Scotts Valley Drive
Suite E
Scotts Valley CA 95066

Project: BRANCIFORTE MS BLDG A MPR PARTIAL MOD
315 POPLAR AVENUE
SANTA CRUZ CA 95062

Chk: 35441 Chk Date: 01/06/2021 From: 12/30/2020 To: 01/05/2021 Fed Allow: 9 State Allow: 9

Ssn:	Med/FICA	FedWh	State	SDI	Other
ROBERT TABAG	95.22	47.48	35.27	14.94	122.16

Wages	Add Ons	Deduct	Net
1,122.48	122.16	315.07	929.57

Heritage: White (not Hispanic/Latino) Gender: Male

Date	Trade	Type	Hours	Rate	Base	Vacation	Pension	Health	Other
			[---------- Wages ----------]			[---------- Benefits ----------]			
12/30/2020	CARP_JNY_SCz	Reg	8.00	46.7700	374.16	23.60	85.20	93.60	46.48
	This Job:		8.00		374.16	23.60	85.20	93.60	46.48

Chk: 35442 Chk Date: 01/06/2021 From: 12/30/2020 To: 01/05/2021 Fed Allow: 0 State Allow: 2

Ssn:	Med/FICA	FedWh	State	SDI	Other
ADRIAN FLORES	180.20	394.21	166.98	28.27	203.60

Wages	Add Ons	Deduct	Net
2,151.96	203.60	973.26	1,382.30

Heritage: Hispanic/Latino (any race) Gender: Male

Date	Trade	Type	Hours	Rate	Base	Vacation	Pension	Health	Other
			[---------- Wages ----------]			[---------- Benefits ----------]			
01/02/2021	CARP_JNY_SCz	Ovt	8.00	70.1550	561.24	23.60	85.20	93.60	46.48
01/04/2021	CARP_JNY_SCz	Reg	8.00	46.7700	374.16	23.60	85.20	93.60	46.48
01/05/2021	CARP_JNY_SCz	Reg	8.00	46.7700	374.16	23.60	85.20	93.60	46.48
	This Job:		24.00		1,309.56	70.80	255.60	280.80	139.44

Chk: 35443 Chk Date: 01/06/2021 From: 12/30/2020 To: 01/05/2021 Fed Allow: 2 State Allow: 2

Ssn:	Med/FICA	FedWh	State	SDI	Other
FRANK A GOMAS	109.53	181.56	72.48	17.18	122.16

Wages	Add Ons	Deduct	Net
1,309.56	122.16	502.91	928.81

Heritage: Two or more races Gender: Male

Date	Trade	Type	Hours	Rate	Base	Vacation	Pension	Health	Other
			[---------- Wages ----------]			[---------- Benefits ----------]			
12/30/2020	CARP_JNY_SCz	Reg	8.00	46.7700	374.16	23.60	85.20	93.60	46.48
12/31/2020	CARP_JNY_SCz	Reg	8.00	46.7700	374.16	23.60	85.20	93.60	46.48
01/02/2021	CARP_JNY_SCz	Ovt	8.00	70.1550	561.24	23.60	85.20	93.60	46.48
	This Job:		24.00		1,309.56	70.80	255.60	280.80	139.44

Certified Payroll Report

Report Period: 12/30/2020 to 01/05/2021

Continued...

Chk: 35448 Chk Date: 01/06/2021 From: 12/30/2020 To: 01/05/2021 Fed Allow: 0 State Allow: 0

Ssn:	Med/FICA	FedWh	State	SDI	Other
BILL W SHIRLEY	192.79	342.17	129.09	30.24	203.60

Wages	Add Ons	Deduct	Net
2,316.60	203.60	897.89	1,622.31

Heritage: White (not Hispanic/Latino) Gender: Male

			[---------- Wages ----------]			[---------- Benefits ----------]			
Date	**Trade**	**Type**	**Hours**	**Rate**	**Base**	**Vacation**	**Pension**	**Health**	**Other**
12/30/2020	CARP_JNY_SCz	Reg	8.00	52.6500	421.20	23.60	85.20	93.60	46.48
12/31/2020	CARP_JNY_SCz	Reg	8.00	52.6500	421.20	23.60	85.20	93.60	46.48
	This Job:		16.00		842.40	47.20	170.40	187.20	92.96
	This Job:		72.00		3,835.68	212.40	766.80	842.40	418.32

B40 MS MPR Partial Modernization

DATE: 5/11/2021

Job Number: 5289

CONTRACTOR: **CRW Industries Inc**

PCO #: **10**

PCO - COST PROPOSAL - PRIME CONTRACTOR

DESCRIPTION OF CHANGE: Move light fixture location and relocate fire extinguisher per ASI #3.

ITEM DESCRIPTION	MATERIAL (sales tax included)				LABOR (fully encumbered)			EQUIPMENT (attach invoice)		
	QUANTITY	UNIT	UNIT COST	EXTENSION	QUANTITY HOURS	RATE	EXTENSION	QUANTITY	UNIT COST	EXTENSION
				$ -	17	$120.00	$ 2,040.00			$ -
SUBTOTALS:				$ -			$ 2,040.00			$ -

MATERIAL	$0.00
LABOR	$2,040.00
EQUIPMENT	$0.00
SUBTOTAL DIRECT COSTS	$2,040.00
FEE ON DIRECT COSTS (15%)	$306.00
PRIME CONTRACTOR SUBTOTAL	**$2,346.00**

Sub Contractor Costs from Attached Cost Proposal(s)

	$0.00
5% FEE ON SUBCONTRACTOR DIRECT COSTS	$0.00
SUBCONTRACTOR SUBTOTAL	**$0.00**
PCO SUBTOTAL	**$ 2,346.00**
BOND (not to exceed 2% of sub total)	**$ 46.92**
TOTAL	**$ 2,392.92**

PREPARED & SUBMITTED BY: Bill Burr

COMPANY: CRW TITLE: Pres

Cost Proposal

B410 MPR

ASI #3 MOVE LIGHT FIXTURE LOCATION

OPEN INSTALLED DRYWALL
2 HRS
INSTALL BLOCKING
3 HRS
PATCH WALL
8 HRS

RELOCATE FIRE EXTINGUISHER
4 HRS

831.424.4620
235 MONTEREY STREET
SUITE B, SALINAS, CA 93901
BELLIAG.COM

ARCHITECT'S SUPPLEMENTAL INSTRUCTIONS

ASI #3

Belli Project #: 18025
Project Name: Branciforte Middle School: MPR Partial Modernization
Location/Client: Santa Cruz, CA (SCCS)

Attn: Bill Burr
CRW Industries
5346 Scotts Valley Dr. STE E
Scotts Valley, CA 95066

ASI TITLE: MPR Hallway Light Fixtures Relocation

Per the site meeting on 7/9/20 with the Architect, Electrical Engineer and District (Chris Garcia), the following project change shall be made:

1. New light fixtures 'C' & 'CE' noted on Sheet E5.1 are to change location due to the hallway being 'open' and in direct viewing access to the platform area. These lights serve as emergency egress with a motion sensor included. In order to avoid the aforementioned lights to turn on while a school performance is playing, the light fixtures shall be installed surfaced mounted (vertically) at the new platform low wall. The same light fixtures will remain, they will simply be installed in a different location. See attached drawings cloud and delta 'C'.

2. The semi-recessed fire extinguisher cabinet will be relocated to avoid conflicts with the proposed light fixtures new location.

Contractor to evaluate this ASI and advise if there is or not an impact in cost or schedule prior to proceeding with any work. If there is a cost impact, Contractor to provide a PCO for the owner and architect to review and approve. PCO shall have all the required and detailed information as noted in the general conditions of the project manual.

CC: File
PSR

Total Sheets Attached: 3 (Sheet A2.1, E5.1 and reference image)

By: Ismael Magaña Jr.

Date Sent: 07/14/2020

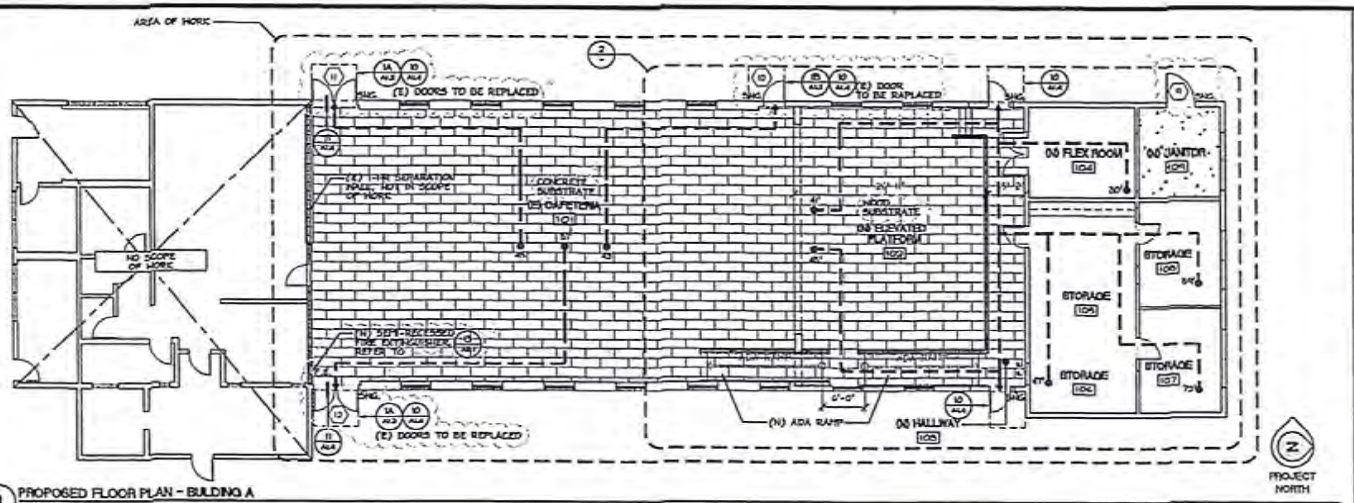

1 PROPOSED FLOOR PLAN - BULDING A
SCALE 1/8" = 1'-0"

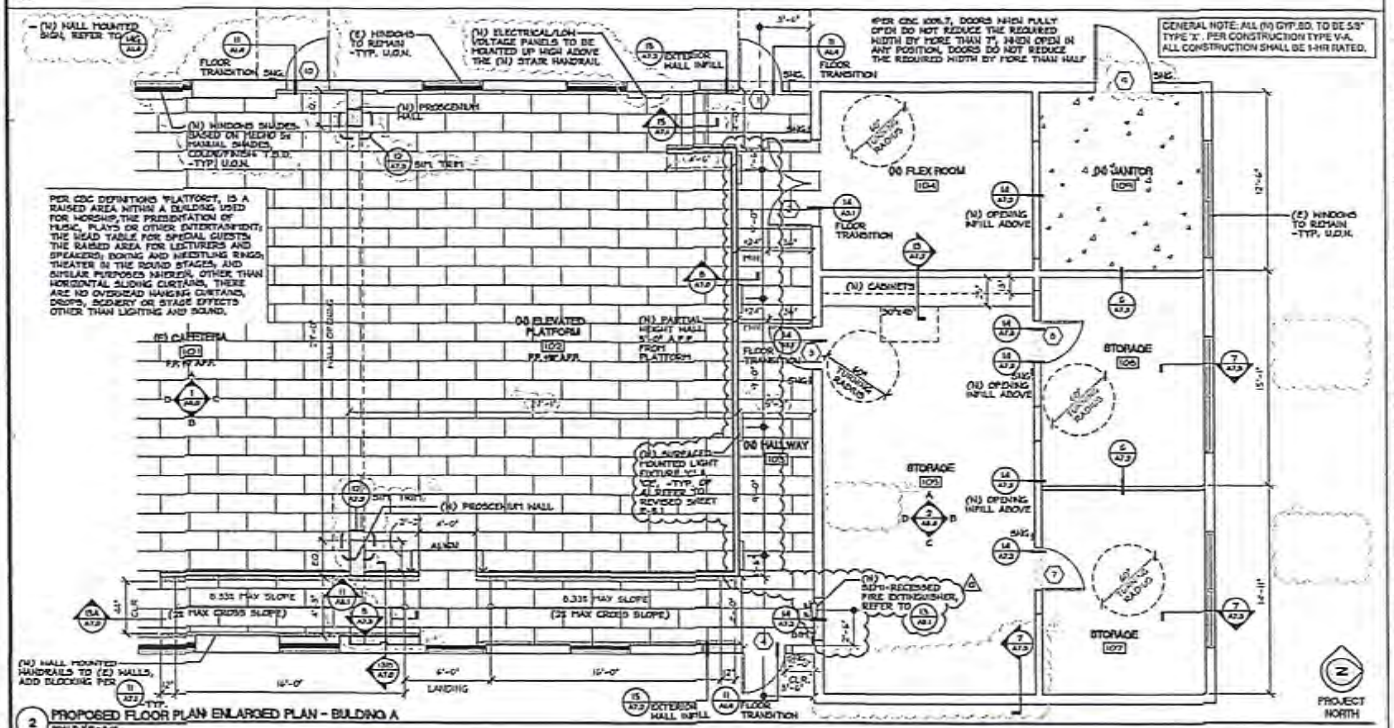

2 PROPOSED FLOOR PLAN ENLARGED PLAN - BULDING A
SCALE 1/4" = 1'-0"

CODE ANALYSIS NOTES

1. PER CBC TABLE 1017.2 EXIT ACCESS TRAVEL DISTANCE =200' (NON-SPRINKLERED BUILDING)
2. PER CBC 1024.2 MIN. EXIT PASSAGE WIDTH =44", PER CBC 11B-403.5.1 CLEAR WIDTH SHALL BE MIN. 48"

ROOM LEGEND

ROOM	OCCUPANCY	AREA (SF)	OCC. LOAD FACTOR	OCC. LOAD	EXITS REQ'D	REQ. WIDTH OF DOORS (IN)	COMMENTS
101	A-3	2,561	1/15 NET	171	2	34.2	2 EXITS REQ'D
102	A-3	862	1/15 NET	58	2	11.6	2 EXITS REQ'D
103	E	300	1/20	15	1	3	1 EXITS REQ'D
104	E	105	1/20	5	1	1.5	1 EXITS REQ'D
105	E	343	1/300	1	1	0.3	1 EXITS REQ'D
106	E	89	1/20	4	1	.8	1 EXITS REQ'D
107	E	166	1/20	8	1	1.6	1 EXITS REQ'D
108	E	166	1/20	8	1	1.6	1 EXITS REQ'D
109	E	143	1/300	1	1	0.3	1 EXITS REQ'D

GENERAL NOTES

1. PROTECTION OF EXISTING TO REMAIN:
THE CONTRACTOR SHALL PROVIDE PROTECTIVE COVERING FOR FLOORING, FURNISHINGS, AND FINISHES IN EXISTING AREAS NOT DESIGNATED FOR DEMOLITION OR NEW CONSTRUCTION. THE CONTRACTOR SHALL BE RESPONSIBLE FOR THE REPAIR OF ANY DAMAGE CAUSED BY HIS WORK OR ANY SUBCONTRACTOR, IN PARTICULAR, THE CONTRACTOR SHALL MAINTAIN A DUST-FREE ENVIRONMENT WITHIN THE ENTIRE BUILDING.

2. SCHEDULING:
THE CONTRACTOR SHALL MEET WITH THE DISTRICTS AUTHORIZED REPRESENTATIVE WELL IN ADVANCE OF CONSTRUCTION COMMENCEMENT TO:
A. SCHEDULE, SEQUENCE AND COORDINATE ALL WORK
B. MAINTAIN EXITS AND EGRESS WIDTHS REQUIRED BY CODES DURING ALL PHASES OF CONSTRUCTION

3. CLEARANCES:
THE CONTRACTOR SHALL VERIFY THAT NEW CEILINGS CAN BE INSTALLED IN EXISTING SPACES TO CLEAR DUCTWORK AND OTHER CONSTRUCTED ITEMS AND MAINTAIN FLOOR TO CEILING HEIGHTS INDICATED ON DRAWINGS. IF DISCREPANCIES OCCUR DUE TO EXISTING CONDITIONS, CONSULT WITH THE ARCHITECT BEFORE PROCEEDING.

4. MATERIAL ALIGNMENT:
THE FINISH FACE OF MATERIAL OF NEW PARTITIONS SHALL ALIGN ON BOTH SIDES OF THE PARTITION WITH THE FACE OF THE MATERIALS ON EXISTING COLUMNS, WALLS, OR PARTITIONS, UNLESS NOTED OTHERWISE.

5. AS BUILT VERIFICATION:
THE CONTRACTOR SHALL VERIFY DIMENSIONS OF AS-BUILT CONDITIONS, AND NOTIFY THE ARCHITECT IN WRITING OF ANY DISCREPANCIES. ALL INFORMATION SHOWN ON THE CONSTRUCTION DOCUMENTS IS BASED ON FIELD OBSERVATIONS AND/OR THE ORIGINAL CONSTRUCTION DOCUMENTS OF THE FACILITY.

6. CONSTRUCTION DEFECTS:
THE CONTRACTOR SHALL NOTIFY THE ARCHITECT IN WRITING OF ANY CONSTRUCTION DEFECTS FOUND IN UNCOVERING WORK IN THE EXISTING CONSTRUCTION.

7. CORRECTING DEFECTIVE WORK:
THE CONTRACTOR SHALL BE RESPONSIBLE FOR CORRECTING DEFECTIVE WORK IN EXISTING CONSTRUCTION WITHIN THE LIMITS OF THE CONSTRUCTION AREA. THIS INCLUDES, BUT IS NOT LIMITED TO, UNEVEN SURFACES AND FINISHES AT PLASTER OR GYPSUM BOARD. THE CONTRACTOR SHALL PATCH AND REPAIR SURFACES TO MATCH NEW ADJACENT SURFACES.

8. PIPING/CONDUITS:
ALL PIPING ABOVE GRADE AND INSIDE THE BUILDING REQUIRED BY THE CONSTRUCTION DOCUMENTS SHALL BE INSTALLED IN AREAS WHERE IT WILL BE CONCEALED TO THE EXTENT POSSIBLE. THE CONTRACTOR SHALL CONSULT WITH THE ARCHITECT AND COORDINATE WITH OTHER TRADES TO PROVIDE THE OPTION OF TURNING FOR PIPING INSTALLED IN FINISH AREAS.

9. FIXTURE REMOVAL:
REMOVE MECHANICAL AND ELECTRICAL FIXTURES AND CAP OR REMOVE EXISTING BRANCH LINES AS INDICATED IN THE MECHANICAL AND ELECTRICAL DOCUMENTS.

10. COORDINATION:
COORDINATE PLANS FOR NEW CONSTRUCTION W/DEMOLITION PLANS FOR EXTENT OF REMOVAL. REMOVE ONLY THOSE PORTIONS OF WALLS, FLOORS, CEILINGS, ETC. NECESSARY TO ACCOMMODATE NEW CONSTRUCTION.

11. (N) WALLS, CEILINGS ETC...IN AREA OF WORK TO HAVE (N) PAINT FINISH TYP.

LEGEND

- (N) LVT FLOORING -REFER TO INTERIOR FINISH SCHEDULE
- (N) CARPET TILE -REFER TO INTERIOR FINISH SCHEDULE
- (N) EPOXY FLOOR FINISH -REFER TO INTERIOR FINISH SCHEDULE
- (E) WALL TO REMAIN
- 2x WOOD STUD WALL FRAMING
- 2x WOOD STUD WALL FRAMING (PARTIAL HEIGHT) SHT.
- 2x WOOD STUD WALL FRAMING (WINDOW OPENING INFILL)
- DOOR NUMBER - FOR DOOR SCHEDULE REFER TO
- ROOM NUMBER - FOR INTERIOR FINISH SCHEDULE REFER TO
- SHT. WALL MOUNTED ROOM NAME/NUMBER SIGN -REFER TO
- F.E. 2A/10BC FIRE EXTINGUISHER IN SEMI-RECESSED CABINET W/ VALID CERTIFICATION TAGS ATTACHED (1) PER 6,000 SF OR FRACTION THEREOF. MAX. TRAVEL DISTANCE 75'-0", MOUNTED ON A WALL W/ TOP NOT MORE THAN 5'-0" A.F.F.

REVISIONS DATE	BY	DESCRIPTION
02/26/19	LJ	34 DSA SUBMITTAL
06/06/19	LJ	DSA RESUBMITTAL SUPP. CHECK #1
10/15/19	LJ	DSA RESUBMITTAL SUPP. CHECK #2
12/17/19	LJ	ADD BID SET CLARIFICATIONS
04/27/20	LJ	ADD BID
07/24/20	LJ	ADD BID

EIELLI ARCHITECTURAL GROUP 925.424.4520
2355 MONTEREY STREET, SUITE 15, DALLAS, CA 94520
EIELLIAG.COM

PROPOSED FLOOR PLAN
BUILDING A (FFR) PARTIAL MODERNIZATION FOR:
BRANCIFORTE MIDDLE SCHOOL
315 POPLAR AVE, SANTA CRUZ, CA 95062
SANTA CRUZ CITY SCHOOLS

DATE 02/26/19
SCALE AS NOTED
DRAWN BY LJL
JOB 15025
SHEET A2.1

423/1042

INTERIOR LIGHTING SEQUENCE OF OPERATION

ROOM TYPE	FUNCTION	REMARKS
CORRIDOR/HALLWAYS		24 TO 5PM IN UNOCCUPIED DAY AND OFF TIME EXTERIOR
ELECTRICAL/MECHANICAL/UTILITY ROOMS		OFF AND OFF TIME EXTERIOR
MULTI PURPOSE ROOM - 1,000 FT²		

GENERAL NOTE:

DAYLIGHT SENSORS & DEMAND RESPONSE REQUIREMENTS ARE EXEMPT FROM THIS PROJECT PER CALIFORNIA TITLE 24 "TABLE 141.0-E CONTROL REQUIREMENTS FOR ENTIRE LUMINAIRE ALTERATIONS" LIGHTING POWER DENSITY IS ≤ 80% OF ALLOWANCE.

LIGHT FIXTURE SCHEDULE

GENERAL NOTES:

1. ALL LED LIGHT FIXTURE BALLASTS/DRIVERS SHALL BE ELECTRONIC TYPE, 10% TOTAL HARMONIC DISTORTION MAXIMUM.
2. ALL LED LUMINAIRE MODULES SHALL BE EXTREMELY ENERGY EFFICIENT, MINIMUM 80 LUMENS PER WATT, MINIMUM 10,000 HOURS LIFE EXPECTANCY (FOR MORE INFORMATION)
3. ALL LED DRIVERS (AND ASSOC. FIXTURES) SHALL HAVE MANUFACTURER'S CERTIFICATION OF COMPLIANCE WITH CALIFORNIA ENERGY COMMISSION STANDARDS AND REQUIREMENTS, WHERE SUCH ARE USED IN CONDITIONED SPACES.
4. EXIT SIGNS, EMERGENCY LIGHTS AND LIGHT FIXTURES WITH EMERGENCY BATTERY BACKUP SHALL SUPPLY A MINIMUM DURATION OF 90 MINUTES OF POWER IN THE EVENT OF A POWER OUTAGE/FAILURE.

TYPE	DESCRIPTION	LAMPS	MANUFACTURER
A	8' DIRECT/INDIRECT SUSPENDED LINEAR LED FIXTURE, EXTRUDED ALUMINUM BODY, EXTREMELY HIGH OUTPUT, 0-10V DIMMABLE DRIVER, 120/277V, FINISH PER ARCHITECT	21 W/FT LED 2771LM/FT	FINELITE HPI-ECO SERIES
AE	SAME AS FIXTURE TYPE "A" EXCEPT WITH 90 MINUTE BATTERY BACK-UP	125 W LED 13625 LUMENS	FINELITE HPI-ECO SERIES
B	1'x 8' SURFACE MOUNTED LED FIXTURE, FROSTED ACRYLIC DIFFUSER, ALUMINUM HOUSING, 0-10V DIMMABLE DRIVER, 120/277V, FINISH PER ARCHITECT	50W LED 8200 LUMENS	NE WILLIAMS ASW SERIES
BE	SAME AS FIXTURE TYPE "B" EXCEPT WITH EMERGENCY BATTERY BACKUP	50W LED 8200 LUMENS	NE WILLIAMS ASW SERIES
C	1'x 2' SURFACE MOUNTED LED FIXTURE, EXTRUDED ALUMINUM HOUSING, FLAT END CAPS, CLEAR POLYCARBONATE LENS, 0-10V DIMMING DRIVER, 120V, FINISH PER ARCHITECT	40W LED 4500 LUMENS	KETALL LIGHTING WLM412 SERIES
CE	SAME AS FIXTURE TYPE "C" EXCEPT WITH EMERGENCY BATTERY BACKUP WITH 1100 LUMEN OPTION	40W LED 4500 LUMENS	KETALL LIGHTING WLM412 SERIES
D	1'x 4' SURFACE LED FIXTURE, VANDAL RESISTANT, MARINE GRADE ALUMINUM, EXTRUDED HOUSING WITH DIE-CAST END CAPS, POLYCARBONATE LENS, FINISH PER ARCHITECT, 0-10V DIMMING DRIVER, 120V	30W LED 3600 LUMENS	WILLIAMS AVA SERIES
E	VANDAL RESISTANT EXIT LIGHT, GREEN LETTERS, POLYCARBONATE FACEPLATE, NICKEL CADIUM BATTERY, CLEAR BACKGROUND, WHITE ON WHITE HOUSING FINISH, 120V SEE PLANS FOR NUMBER OF FACES, ARROWS AND MOUNTING	LED MOUNTED WITH FIXTURE	LITHONIA LIGHTING LVI SERIES

SHEET NOTES

1. CONNECT LIGHT FIXTURES TO EXISTING CIRCUIT PRESERVED DURING DEMOLITION
2. CONTRACTOR SHALL LOCATE WHITESTONE DRC MODULES EITHER IN CEILING SPACE WITH 1" EMT ACCESS TO PANEL OR LOCATE AT NEAREST STORAGE ROOM ACCESSIBLE CEILING SPACE. PROVIDE & INSTALL 1"C WITH CONTROL CABLES FROM DRC MODULES TO CEILING WALL CONTROLS
3. CONNECT TO UNSWITCHED HOT FROM LIGHTING CIRCUIT SERVING SAME SPACE
4. CONNECT EMERGENCY BATTERY TO NEAREST UNSWITCHED HOT IN STAGE AND ALLOW FOR NORMAL SWITCHING DURING OPERATION
5. PROVIDE & INSTALL 3/C WITH UNSWITCHED CIRCUIT FROM SAME SPACE SERVING EM FIXTURES
6. CONTRACTOR SHALL INTERCEPT PRESERVED LIGHTING CIRCUIT FOR CAFETERIA GENERAL LIGHTING AND EXTEND MATCH 3/C, 2#12 & 1#12GND TO PANEL "AF". CONTROL LIGHTING VIA LIGHTING CONTROL PANEL. CONTRACTOR SHALL SEAL ALL BUILDING PENETRATIONS, CUT AND PATCH WALLS/CEILINGS FOR CONDUIT ROUTING AS NECESSARY. PAINT FINISH EXPOSED CONDUITS/BOXES TO MATCH BUILDING FINISH
7. PROVIDE & INSTALL 2 HOUR OVERRIDE SWITCH LABELLED WITH SAMEDIAGRAME PLATE. PROVIDE & INSTALL 3/C WITH CONTROL CABLE TO LCP
8. CONTRACTOR SHALL PROVIDE & INSTALL LIGHTING CIRCUIT VIA 3/C, 2#12 & 1#12GND FROM DRC MODULES TO EACH FIXTURE AND 3/C WITH 0-10V DIMMING WIRES TO EACH FIXTURE. CONTRACTOR SHALL SEAL ALL BUILDING PENETRATIONS, CUT AND PATCH WALLS/CEILINGS FOR CONDUIT ROUTING AS NECESSARY. PAINT FINISH EXPOSED CONDUITS/BOXES TO MATCH BUILDING FINISH
9. PROVIDE & INSTALL 3/C WITH CONTROL CABLE TO DRC MODULE AT CEILING
10. MOUNT AT 5'-10" A.F.F. TO BOTTOM OF FIXTURE
11. SURFACE MOUNT FIXTURE TO WALL AT +15' A.F.F. TO TOP OF FIXTURE
12. MOUNT AT +9' A.F.F. TO BOTTOM OF DEVICE.

BRANCH CIRCUIT CONDUCTOR SIZING TABLE

CIRCUIT AMPS/VOLTAGE	CIRCUIT LENGTH	REQUIREMENT
20/120	50'-100'	3/C #12, 2#12 & 1#12GND
20/120	101'-150'	3/C #10, 2#10 & 1#10GND
20/277	151'-200'	3/C #12, 2#12 & 1#12GND
20/277	201'-300'	3/C #10, 2#10 & 1#10GND

NOTE:
CONTRACTOR SHALL SIZE BRANCH CIRCUIT CONDUCTORS FOR THE TABLE ABOVE AS DETERMINED BY THE CIRCUIT CONDUCTOR LENGTH. MAIN CONTRACTOR SHALL SPLICE TO #12AWG WITHIN TERMINATION BOX FOR DEVICE CONNECTION IF NECESSARY.

GENERAL NOTES:

A. SEAL ALL EXTERIOR/INTERIOR BUILDING PENETRATIONS, CUT AND PATCH WALLS/CEILINGS FOR CONDUIT ROUTING AS NECESSARY. PAINT FINISH EXPOSED CONDUITS/BOXES TO MATCH BUILDING FINISH. COORDINATE WITH ARCHITECT FOR EXACT REQUIREMENTS

B. SEE SHEET E6.1 AND E6.2 FOR LIGHTING CONTROL DETAILS

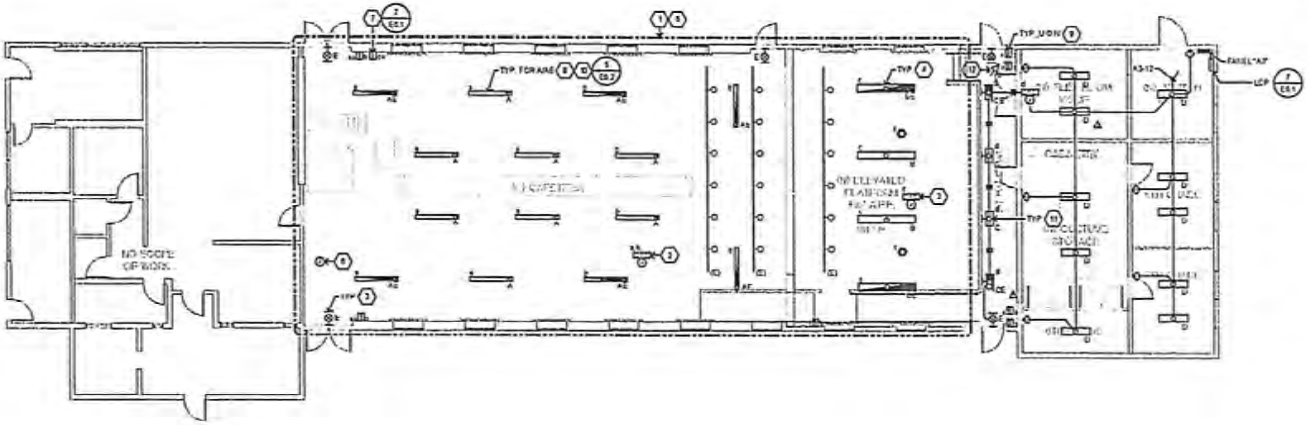

1 LIGHTING PLAN
SCALE: 1/8"=1'-0"

AUROM CONSULTING ENGINEERS MONTEREY BAY, INC
Project No. 18.0.0.0

REVISIONS	DATE	BY	DESCRIPTION
	02/20/19	M	IN DSA SUBMITTAL
1	03/25/19	M	DSA RESUBMITTAL, SHEETS 1, 2, 3, 4, 5, 6, 7, 8
2	10/15/19	M	PER DSA CLARIFICATIONS
3	2/17/20	M	CD SET

DELLA ARCHITECTS/STUDIO GROUP 831, 833, 835
2333 SCANTICKET STREET, SUITE B, SALINAS, CA 93905
DELLA@DSG

LIGHTING PLAN & LIGHT FIXTURE SCHEDULE
BUILDING A (PFR) PARTIAL MODERNIZATION FOR:
BRANCIFORTE MIDDLE SCHOOL
35 POPLAR AVE, SANTA CRUZ, CA 95062
SANTA CRUZ CITY SCHOOLS

DATE	02/20/19
SCALE	AS NOTED
DRAWN	S.S.
JOB	18025
SHEET	E5.1

424/1042

3D PERSPECTIVE FOR REFERENCE ONLY

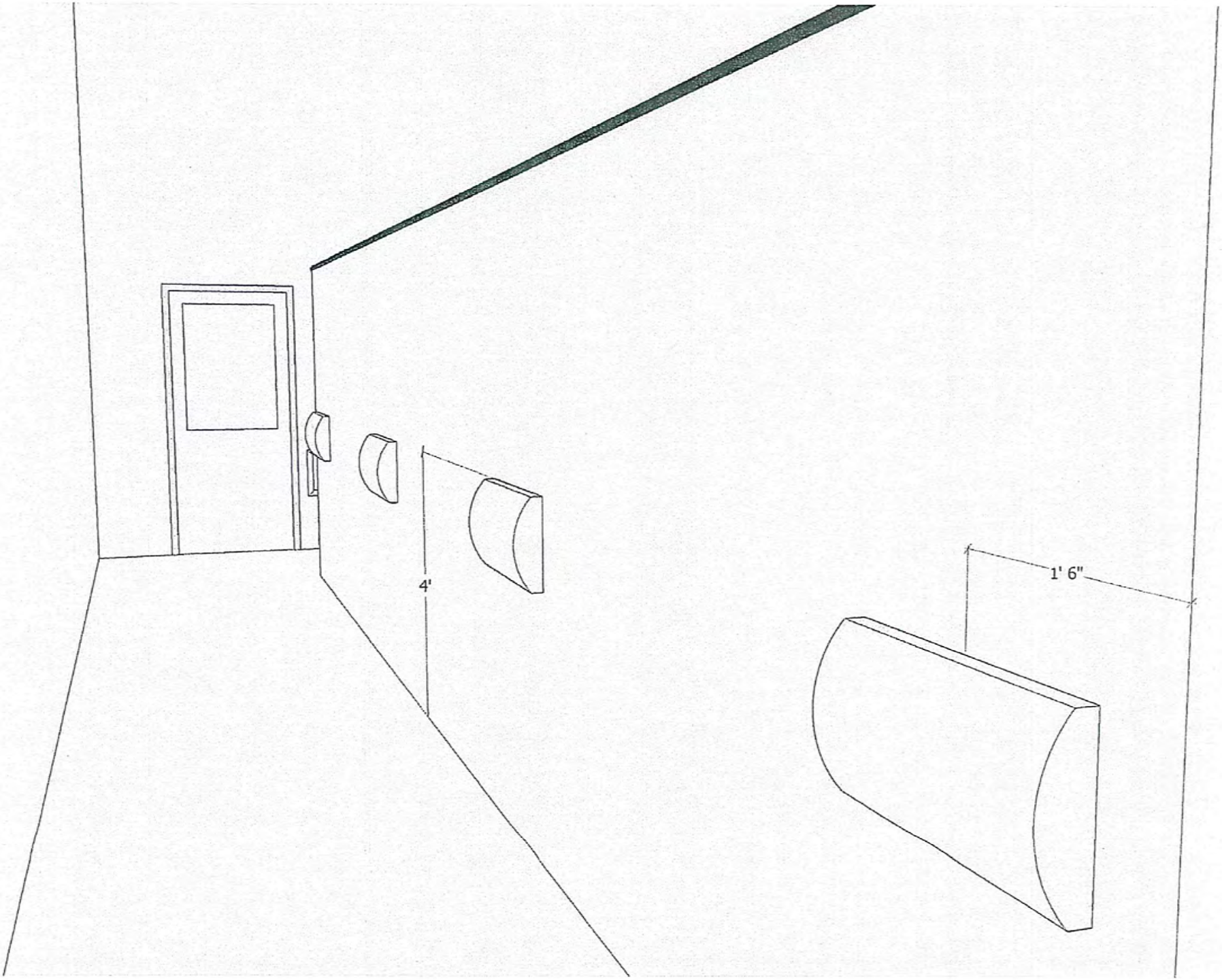

B40 MS MPR Partial Modernization

DATE: 5/11/2021

Job Number: 5289

CONTRACTOR: **CRW Industries Inc**

PCO #: **11**

PCO - COST PROPOSAL - PRIME CONTRACTOR

DESCRIPTION OF CHANGE: Remove existing hold down that conflicted with Door 2 in Room 104 and install new HDU8. Patch, paint, and replace diagonal shear.

ITEM DESCRIPTION	MATERIAL (sales tax included)				LABOR (fully encumbered)			EQUIPMENT (attach invoice)		
	QUANTITY	UNIT	UNIT COST	EXTENSION	QUANTITY HOURS	RATE	EXTENSION	QUANTITY	UNIT COST	EXTENSION
	1		$735.00	$ 735.00	34	$120.00	$ 4,080.00			$ -
SUBTOTALS:				$ 735.00			$ 4,080.00			$ -

MATERIAL	$735.00
LABOR	$4,080.00
EQUIPMENT	$0.00
SUBTOTAL DIRECT COSTS	$4,815.00
FEE ON DIRECT COSTS (15%)	$722.25
PRIME CONTRACTOR SUBTOTAL	**$5,537.25**

Sub Contractor Costs from Attached Cost Proposal(s)

	$0.00
5% FEE ON SUBCONTRACTOR DIRECT COSTS	$0.00
SUBCONTRACTOR SUBTOTAL	**$0.00**
PCO SUBTOTAL	**$ 5,537.25**
BOND (not to exceed 2% of sub total)	**$ 110.75**
TOTAL	**$ 5,648.00**

PREPARED & SUBMITTED BY: Bill Burr

COMPANY: CRW TITLE: Pres

B40 MPR

PCO

DOOR 2 ROOM 104

STRUCTURAL POST W/ EXISTING HOLD DOWN
DOOR OPENING.
REMOVE "E" HOLD DOWN
OPEN UP "E" WALL
INSTALL "N" HDU8 ON WALL SIDE OF
"E" POST

HDU8
SIMPSON HIT ZZ

REPLACE DIAGNAL SHEAR IN KIND
FROM CORNER TO POST

DRYWALL PATCH

FINISH

PAINT

REMOVE "E" PLASTER

REMOVE DIAGONAL 1X'S 8 HRS

DRILL & INSTALL EPOXY ANCHOR 4 HRS $360

INSTALL / NUT BOLT HDWR

REPLACE/INSTALL DIAGONAL 1X'S 50 LF 1X6 $90

~~8 HRS~~ 4 HRS

PATCH & DRYWALL 40 SF 10 HRS $60

PATCH WOOD WAINSCOT ~~20 SF~~ 8 HRS

$225





SANTA CRUZ CITY SCHOOL DISTRICT

AGENDA ITEM: CRW Industries, Inc. Change Order #2 for Branciforte Middle School Street Presence Improvements

MEETING DATE: June 16, 2021

FROM: Jim Monreal, Assistant Superintendent, Business Services

THROUGH: Kris Munro, Superintendent

RECOMMENDATION:
Approve CRW Industries, Inc. change order #2 for Branciforte Middle School street presence improvements.

BACKGROUND:
This change order consists of added scope of work to repair and replace existing backflow preventor and irrigation lines, the addition of exterior lighting controls on the back of campus to accommodate neighbors' requests, and additional concrete work to meet American Disabilities Act path of travel requirements. These additional needs were identified after the original project scope was determined. The previously approved contract amount was $1,336,948.90 and the new total contract, including this change order, will be $1,376,289.11.

FISCAL IMPACT:
Change Order #2 $39,340.21, (2.94% increase to the contract), Measure A Funds (Restricted)

This work is in direct support of the following District goals and their corresponding metrics:

Goal #2: SCCS will create positive, engaging school environments that promote the development of cognitive skills and the social emotional well-being of all students.
Goal #5: SCCS will maintain a balanced budget and efficient and effective management.
Goal #6: SCCS will maintain strong communication and partnership with its diverse community.

Prepared by Trevor Miller, Director, Facility Services

AIA® Document G701™ – 2017

Change Order

PROJECT: *(name and address)*	CONTRACT INFORMATION:	CHANGE ORDER INFORMATION:
Branciforte Middle School	Contract For: Street Presence Improve.	Change Order Number: 002
315 Poplar Ave, Santa Cruz, CA	Date: 05/11/2020	Date: 5/27/2021
OWNER: *(name and address)*	**ARCHITECT:** *(name and address)*	**CONTRACTOR:** *(name and address)*
Santa Cruz City Schools	Belli Architectural Group	CRW Industries Inc
133 Mission Street, Ste 100	235 Monterey St, Ste B	5346 Scotts Valley Dr, Ste E
Santa Cruz, CA 95060	Salinas, CA 93901	Scotts Valley, CA 95066

THE CONTRACT IS CHANGED AS FOLLOWS:
(Insert a detailed description of the change and, if applicable, attach or reference specific exhibits. Also include agreed upon adjustments attributable to executed Construction Change Directives.)

See attached.

The original Contract Sum was	$	1,320,217.00
The net change by previously authorized Change Orders	$	16,731.90
The Contract Sum prior to this Change Order was	$	1,336,948.90
The Contract Sum will be increased by this Change Order in the amount of	$	39,340.21
The new Contract Sum, including this Change Order, will be	$	1,376,289.11

The Contract Time will be increased by one hun. ninety seven (197) days.

The new date of Substantial Completion will be 6/15/2021

NOTE: This Change Order does not include adjustments to the Contract Sum or Guaranteed Maximum Price, or the Contract Time, that have been authorized by Construction Change Directive until the cost and time have been agreed upon by both the Owner and Contractor, in which case a Change Order is executed to supersede the Construction Change Directive.

NOT VALID UNTIL SIGNED BY THE ARCHITECT, CONTRACTOR AND OWNER.

Belli Architectural Group	CRW Industries Inc.	Santa Cruz City Schools
ARCHITECT *(Firm name)*	**CONTRACTOR** *(Firm name)*	**OWNER** *(Firm name)*
SIGNATURE	**SIGNATURE**	**SIGNATURE**
David Noel Peartree, VP	BILL BURSE	
PRINTED NAME AND TITLE	**PRINTED NAME AND TITLE**	**PRINTED NAME AND TITLE**
5/27/2021	05-27-2021	
DATE	**DATE**	**DATE**

AIA Document G701™ – 2017. Copyright © 1979, 1987, 2000, 2001 and 2017 by The American Institute of Architects. All rights reserved. WARNING This AIA® Document is protected by U.S. Copyright Law and International Treaties. Unauthorized reproduction or distribution of this AIA® Document, or any portion of it, may result in severe civil and criminal penalties, and will be prosecuted to the maximum extent possible under the law. This document was created on 09/11/2019 16:11:59 under the terms of AIA Documents-on-Demand™ Order No. 2010283099 , and is not for resale. This document is licensed by The American Institute of Architects for one-time use only, and may not be reproduced prior to its completion.

B40 MS Street Presence Improvements

DATE: 7/30/2020

Job Number: 5293

CONTRACTOR: **CRW Industries Inc**

PCO #: **3**

PCO - COST PROPOSAL - PRIME CONTRACTOR

DESCRIPTION OF CHANGE: Install backflow preventer for irrigation.

ITEM DESCRIPTION	MATERIAL (sales tax included)				LABOR (fully encumbered)			EQUIPMENT (attach invoice)		
	QUANTITY	UNIT	UNIT COST	EXTENSION	QUANTITY HOURS	RATE	EXTENSION	QUANTITY	UNIT COST	EXTENSION
				$ -		$118.00	$ -			$ -
SUBTOTALS:				$ -			$ -			$ -

MATERIAL	$0.00
LABOR	$0.00
EQUIPMENT	$0.00
SUBTOTAL DIRECT COSTS	$0.00
FEE ON DIRECT COSTS (15%)	$0.00
PRIME CONTRACTOR SUBTOTAL	**$0.00**

Sub Contractor Costs from Attached Cost Proposal(s)

Marina Landscaping	$ 13,192.29
5% FEE ON SUBCONTRACTOR DIRECT COSTS	$659.61
SUBCONTRACTOR SUBTOTAL	**$13,851.90**
PCO SUBTOTAL	**$ 13,851.90**
BOND (not to exceed 2% of sub total)	**$ 277.04**
TOTAL	**$ 14,128.94**

PREPARED & SUBMITTED BY: Bill Burr

COMPANY: CRW TITLE: Pres

MARINA Still Growing
landscape construction
landscape maintenance
landscape architecture
erosion control
design build
1683 E. LOUISE AVE.
LATHROP, CA 95330
PHONE: (925) 243-0288
FAX: (925) 243-0988

PROPOSED CHANGE ORDER
NO. 00004

TITLE: ADDED BACKFLOW PREVENTER DEVICES

DATE: 07/29/20
JOB NO.: 320027

PROJECT: BRANCIFORTE MIDDLE SCHOOL STREET PRESENCE IMP

TO: JILL HALEY
CRW INDUSTRIES, INC
5346 SCOTTS VALLEY DR, STE E
SCOTT VALLEY, CA 95066
Phone: (831) 234-5403 **Fax: (831) 466-9597**

DESCRIPTION OF PROPOSAL:

THIS PROPOSAL IS FOR THE ADDITION OF (1) BACKFLOW PREVENTION DEVICE AND MAINLINE RELOCATION FOR DOMESTIC WATER AND (1) BACKFLOW PREVNETION DEVICE AND RELATED PIPING FOR IRRIGATION WATER.

ALL QUALIFICATIONS AND EXCLUSIONS PER FULLY EXECUTED SUBCONTRACT AGREEMENT APPLY. UPON APPROVAL OF THIS PROPOSAL, A CHANGE ORDER IS REQUIRED FROM CRW INDUSTRIES, INC WITHIN 5 DAYS.

ITEM	DESCRIPTION	QUANTITY	UNITS	UNIT PRICE		AMOUNT
1	ADDED BACKFLOW PREVENTER DEVICES	1	LS	21300.08	$	21,300.08
				Unit Cost:	$	-
				Unit Tax:	$	-
				Lump Sum:	$	-
				Lump Tax:	$	-
				TOTAL:	**$**	**21,300.08**

TIME EXTENSION ..... __ DAYS

By: _____
JILL HALEY

Date: _____

By: _____
EDGAR FUERTE

Date: 7/29/2020

EXTRA WORK CALCULATION SHEET

MARINA LANDSCAPE , INC.
1683 E. LOUISE AVE.
LATHROP, CA 95330
(925) 243-0288

MARINA Still Growing — landscape construction, landscape maintenance, landscape architecture, erosion control, design build

DATE: 7/29/2020
JOB NO.: 320027

BILL TO: 5346 SCOTTS VALLEY DR, STE E
PROJECT: BRANCIFORTE MIDDLE SCHOOL STREET PRESENCE IMP

DESCRIPTION: **THIS PROPOSAL IS FOR THE ADDITION OF (1) BACKFLOW PREVENTION DEVICE AND MAINLINE RELOCATION FOR DOMESTIC WATER AND (1) BACKFLOW PREVNETION DEVICE AND RELATED**

QTY	DESCRIPTION	HOURS	HOURLY RATE	EXTENDED AMOUNTS
***** LABOR *****				
1	FOREMAN	16	79.69	1,275.04
1	OPERATOR	8	83.45	667.60
2	LABOR	16	69.68	2,229.76
	SUB-TOTAL COST LABOR			4,172.40
1	SUPERINTENDENT@ 6% OF LABOR		250.34	250.34
1	PROJECT ENGINEER @ 3% OF LABOR		125.2	125.17
	GRAND TOTAL COST LABOR			4,547.92
***** EQUIPMENT *****				
1	SEE ATTACHED	1	1732.07	1,732.07
	TOTAL COST EQUIPMENT			1,732.07
***** MATERIAL *****				
1	SEE ATTACHED		12,241.83	12,241.83
	TOTAL COST MATERIALS			12,241.83

	TOTAL LABOR	4,547.92
15.0%	LABOR MARK UP	682.19
	TOTAL EQUIPMENT	1,732.07
15.0%	MARK-UP EQUIPMENT	259.81
	TOTAL MATERIALS	12,241.83
15.0%	MARK-UP MATERIALS	1,836.27
	SUBTOTAL	21,300.08
	GRAND TOTAL	21,300.08

EXTRA WORK CALCULATION SHEET

MARINA LANDSCAPE , INC.
1683 E. LOUISE AVE.
LATHROP, CA 95330
(925) 243-0288

MARINA Still Growing
landscape construction
landscape maintenance
landscape architecture
erosion control
design build

DATE: 7/29/2020
JOB NO.: 320027

BILL TO: 5346 SCOTTS VALLEY DR, STE E
PROJECT: BRANCIFORTE MIDDLE SCHOOL STREET PRESENCE IMP

DESCRIPTION: **THIS PROPOSAL IS FOR THE ADDITION OF (1) BACKFLOW PREVENTION DEVICE AND MAINLINE RELOCATION FOR DOMESTIC WATER AND (1) BACKFLOW PREVNETION DEVICE AND RELATED**

QTY	DESCRIPTION	HOURS	HOURLY RATE	EXTENDED AMOUNTS
*** **EQUIPMENT** ***				
1	FOREMAN TRUCK	16	30.00	480.00
1	MINI-EXCAVATOR	8	55.00	440.00
1	SMALL TOOLS @ 7% OF LABOR	7%	4172.40	292.07
	TOTAL COST EQUIPMENT			1,732.07

EXTRA WORK CALCULATION SHEET

MARINA LANDSCAPE , INC.
1683 E. LOUISE AVE.
LATHROP, CA 95330
(925) 243-0288

MARINA Still Growing
landscape construction
landscape maintenance
landscape architecture
erosion control
design build

DATE: 7/29/2020
JOB NO.: 320027

BILL TO: 5346 SCOTTS VALLEY DR, STE E
PROJECT: BRANCIFORTE MIDDLE SCHOOL STREET PRESENCE IMP

DESCRIPTION: **THIS PROPOSAL IS FOR THE ADDITION OF (1) BACKFLOW PREVENTION DEVICE AND MAINLINE RELOCATION FOR DOMESTIC WATER AND (1) BACKFLOW PREVNETION DEVICE AND RELATED**

QTY	DESCRIPTION	UNIT COST	EXTENDED AMOUNTS
*** **MATERIAL** ***			
	BACKFLOW PREVENTION DEVICE - DOMESTIC WATER	-	
1	375XL-300 WILKINS 3" BACKFLOW PREVENTER LEAD FREE	1,839.10	1,839.10
1	SBBC-75SS ENCLOSURE 76.5"L x 39"H x 25.5" W	3,082.59	3,082.59
1	PBB-75HP POLARVIT BEARIER BF BLANKET	565.25	565.25
4	706-030 FTGBRASS 3" ELBOW	57.60	230.40
2	CF-300BR 3" BRASS COMPANION FLANGE	173.30	346.60
2	NBG-3-SS ACCESS 3" NUT/BOLT/GASKET KIT	10.22	20.44
2	300-0400-BN 3"x4" BRASS NIPPLE	41.10	82.20
2	300-3600-BN 3"x36" BRASS NIPPLE	441.20	882.40
2	836-030 FTGS80 3" MALE ADAPTER SCH80	9.55	19.10
20	REDIMIX60-2500 CONCRETE READY MIX 60LB 2500PSI	3.75	75.00
1	BACKFLOW CERTIFICATION	225.00	225.00
	BACKFLOW PREVENTION DEVICE - IRRIGATION WATER		
1	975XL-200 WILKINS 2" BACKFLOW PREVENTER LEAD FREE	576.60	576.60
1	SBBV-45SS ENCLOSURE 45"L x 30"H x 18"W	1,449.60	1,449.60
1	PBB-45 POLARVIT BEARIER BF BLANKET	318.60	318.60
4	706-020 FTGBRASS 2" ELBOW	19.20	76.80
4	200-0300-BN 2"x3" BRASS NIPPLE	10.80	43.20
2	200-3600-BN 2"x36" BRASS NIPPLE	118.80	237.60
2	836-020 FTGS80 2" MALE ADAPTER SCH80	7.80	15.60
15	REDIMIX60-2500 CONCRETE READY MIX 60LB 2500PSI	3.75	56.25
2	PW-10 2x100" 10MIL PIPE WRAP	3.55	7.10
1	BACKFLOW CERTIFICATION	225.00	225.00
1	TAX	829.95	829.95
1	MATERIAL HANDLING	1,037.44	1,037.44
			==========
	TOTAL COST MATERIALS		12,241.83

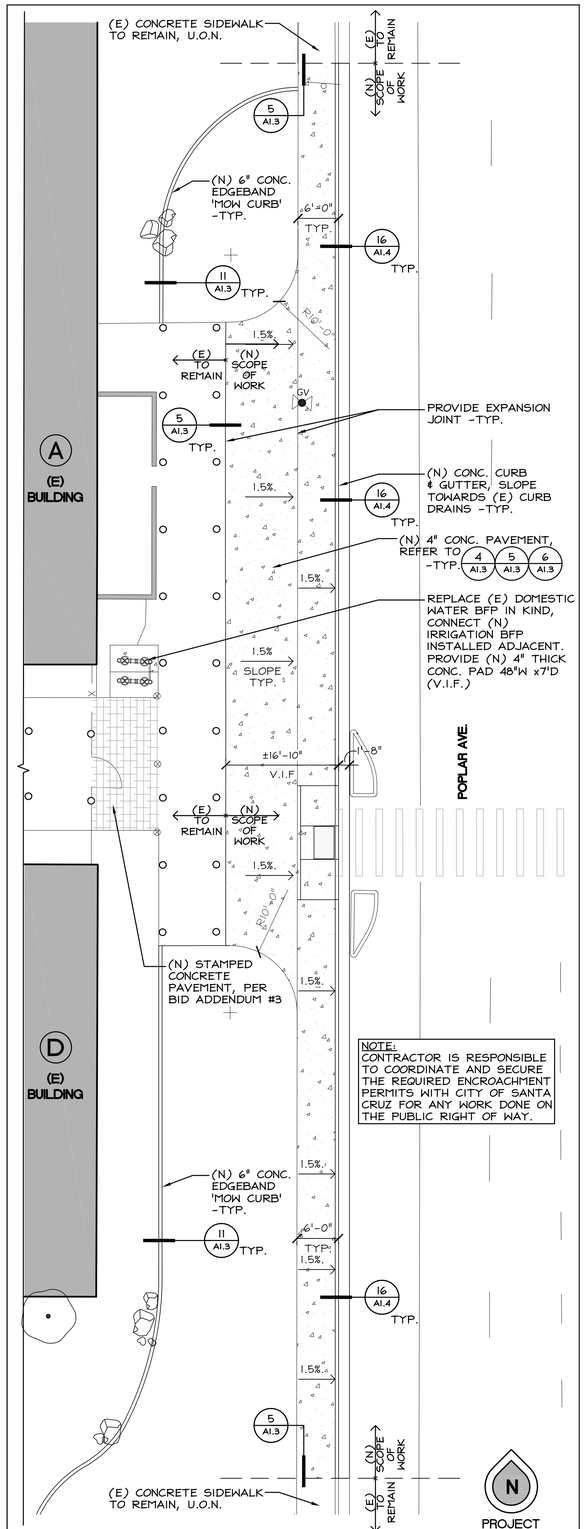

14 ENLARGED PROPOSE SITE PLAN (BID ALTERNATE #2)
SCALE: 3/32" = 1'-0"

PCO #01
UPDATED DETAIL 7/13/2020
ISMAEL MAGANA
BELLI ARCHITECTURAL GROUP

B40 MS Street Presence Improvements

DATE: 9/21/2020

Job Number: 5293

CONTRACTOR: **CRW Industries Inc**

PCO #: **10**

PCO - CREDIT PROPOSAL - PRIME CONTRACTOR

DESCRIPTION OF CHANGE: Updated irrigation materials for ASI 4 changes.

ITEM DESCRIPTION	MATERIAL (sales tax included)				LABOR (fully encumbered)			EQUIPMENT (attach invoice)		
	QUANTITY	UNIT	UNIT COST	EXTENSION	QUANTITY HOURS	RATE	EXTENSION	QUANTITY	UNIT COST	EXTENSION
			$0.00	$ -		$118.00	$ -			$ -
SUBTOTALS:				$ -			$ -			$ -

MATERIAL	$0.00
LABOR	$0.00
EQUIPMENT	$0.00
SUBTOTAL DIRECT COSTS	$0.00
PRIME CONTRACTOR SUBTOTAL	**$0.00**

Sub Contractor Costs from Attached Credit Proposal(s)

Marina Landscape	$ 3,637.68
5% FEE ON SUBCONTRACTOR DIRECT COSTS	$181.88
SUBCONTRACTOR SUBTOTAL	**$3,819.56**
PCO SUBTOTAL	**$ 3,819.56**

TOTAL **$ 3,819.56**

PREPARED & SUBMITTED BY: Bill Burr

COMPANY: CRW TITLE: Pres

Cost Proposal

MARINA Still Growing
landscape construction
landscape maintenance
landscape architecture
erosion control
design build
1683 E. LOUISE AVE.
LATHROP, CA 95330
PHONE: (925) 243-0288
FAX: (925) 243-0988

PROPOSED CHANGE ORDER
NO. 00010

TITLE: UPDATED IRRIGATION PARTS PER ASI #4

DATE: 09/21/20
JOB NO.: 320027

PROJECT: BRANCIFORTE MIDDLE SCHOOL STREET PRESENCE IMP

TO: JILL HALEY
CRW INDUSTRIES, INC
5346 SCOTTS VALLEY DR, STE E
SCOTT VALLEY, CA 95066
Phone: (831) 234-5403 **Fax: (831) 466-9597**

DESCRIPTION OF PROPOSAL:

THIS PROPOSAL IS FOR THE *UPDATED IRRIGATION PARTS* PER ASI#4.

ALL QUALIFICATIONS AND EXCLUSIONS PER FULLY EXECUTED SUBCONTRACT AGREEMENT APPLY. UPON APPROVAL OF THIS PROPOSAL, A CHANGE ORDER IS REQUIRED FROM CRW INDUSTRIES, INC WITHIN 5 DAYS.

ITEM	DESCRIPTION	QUANTITY	UNITS	UNIT PRICE		AMOUNT
1	UPADATED IRRIGATION PARTS PER ASI#4	1	LS	3637.68	$	3,637.68
				Unit Cost:	$	-
				Unit Tax:	$	-
				Lump Sum:	$	-
				Lump Tax:	$	-
				TOTAL:	**$**	**3,637.68**

TIME EXTENSION ..... __ DAYS

By: _____
JILL HALEY

Date: _____

By: _____
EDGAR FUERTE

Date: 9/21/20

EXTRA WORK CALCULATION SHEET

MARINA LANDSCAPE , INC.
1683 E. LOUISE AVE.
LATHROP, CA 95330
(925) 243-0288

MARINA Still Growing
landscape construction
landscape maintenance
landscape architecture
erosion control
design build

DATE: 9/21/2020
JOB NO.: 320027

BILL TO: 5346 SCOTTS VALLEY DR, STE E
PROJECT: BRANCIFORTE MIDDLE SCHOOL STREET PRESENCE IMP

DESCRIPTION: **THIS PROPOSAL IS FOR THE UPDATED IRRIGATION PARTS PER ASI#4.**

QTY	DESCRIPTION	HOURS	HOURLY RATE	EXTENDED AMOUNTS
***** MATERIAL *****				
1	SEE ATTACHED		3,163.20	3,163.20
	TOTAL COST MATERIALS			3,163.20
		TOTAL MATERIALS		3,163.20
		15.0% MARK-UP MATERIALS		474.48
		SUBTOTAL		3,637.68
		GRAND TOTAL		3,637.68

EXTRA WORK CALCULATION SHEET

MARINA LANDSCAPE , INC.
1683 E. LOUISE AVE.
LATHROP, CA 95330
(925) 243-0288

MARINA Still Growing
landscape construction
landscape maintenance
landscape architecture
erosion control
design build

DATE: 9/21/2020
JOB NO.: 320027

BILL TO: 5346 SCOTTS VALLEY DR, STE E
PROJECT: BRANCIFORTE MIDDLE SCHOOL STREET PRESENCE IMP

DESCRIPTION: **THIS PROPOSAL IS FOR THE UPDATED IRRIGATION PARTS PER ASI#4.**

QTY	DESCRIPTION	UNIT OF MEASURE	UNIT COST	EXTENDED AMOUNTS
*** **MATERIAL** ***				
	UPDATED IRRIGATION PARTS			
1	HUNTER I-CORE CONTROLLER 6-42 STA w/SS CABINET IC-600SS	EA	1,730.00	1,730.00
5	HUNTER 6-STATION MODULE x I-CORE CONTROLLER ICM-600	EA	138.00	690.00
1	HUNTER 1-1/2"GLASS FILLED NYLON 200 PSI (FC&FS) ICV-151G-FS	EA	249.00	249.00
1	HUNTER PRESSURE REGULATER ADU MODEL ACCU-SYNC-ADJ	EA	992.00	992.00
1	CST 1" SCH 80 TEE FLOW SENSOR FSI-T10-001	EA	255.00	255.00
1	HUNTER 1-1/2" - ICV-151G	EA	104.00	104.00
1	LOW VOLTAGE CONTROL WIRE	LS	180.00	180.00
	CREDITED IRRIGATION PARTS			
-1	RAINBIRD ESP CONTROLLER	EA	990.00	(990.00)
-1	HUNTER 1" ICV-101G-FS	EA	165.00	(165.00)
-1	HUNTER 'FLOW CLIK 200'	EA	310.00	(310.00)
-1	MASTER REMOTE CONTROL VALVE HUNTER 1"	EA	195.00	(195.00)
1	TAX		203.20	203.20
1	MATERIAL HANDLING		420.00	420.00
	TOTAL COST MATERIALS			3,163.20

831.424.4620
235 MONTEREY STREET
SUITE B, SALINAS, CA 93901
BELLIAG.COM

ARCHITECT'S SUPPLEMENTAL INSTRUCTIONS

ASI #4

Belli Project #: 19024
Project Name: Branciforte Middle School: Street Presence Improvements
Location/Client: Santa Cruz, CA (SCCS)

Attn: Bill Burr
CRW Industries
5346 Scotts Valley Dr. STE E
Scotts Valley, CA 95066

ASI TITLE: RFI 03 Additional Information

RFI 03 response dated 09/02/2020, had an open item to be addressed;

"Contractor to proceed with the summary scope of work as noted, with the exception of the new irrigation controller unit. The design team will provide a make and model # of the new irrigation controller and security box early next week as the supply manufacturer contact is currently out until next Tuesday. The pending item should not affect any work to proceed."

1. In regards to the irrigation controller and the existing quick coupler loop around the sports field, if everything else was installed as specified in the plans and discussed during the meeting, contractor needs to purchase the replacement controller that works with these components and connect existing irrigation system in the right place.
   We will need a controller with the following features:
   - Wall-mount cabinet with secured cover
   - Min. 30 valves, conventionally wired
   - Normally-closed master valve
   - Flow-Clik compatible
   - Solar-Sync compatible

   Refer to the attached documents for the updated 'irrigation parts' list. Contractor to make sure that where the flow sensor is installed that there is enough room to install the flow sensor per detail, (included). The assembly installed in front of the existing Back Flow Unit (as discussed on site) will need ample room to be able to be serviced.
   All sleeving Schedule 80 that is put in concrete across the concrete ramp pavement and on to the existing (Music Building) shall be big enough for required wires and some additional wires that may later need to go to the controller.
   Electrical power source will need to tie into the (Music Building) and mount the solar component for the irrigation (facing south). Refer to attached diagram showing panel location on existing building. The panel can be adjusted slightly from what is shown to the left or right of the existing wall if necessary.

2. In order to allow for separate access to the existing synthetic play field quick couplers, a new valve (match the same make and model as the new valves being installed for this project) shall be installed to the west of "B" intersection, refer to the attached sketch.

Contractor to review and provide a PCO for the owner and architect to review and approve of any added work not in the bid documents. PCO shall have all the required and detailed information as noted in the general conditions of the project manual.

Total Sheets Attached: 9

By: Ismael Magaña Jr. **Date Sent: 09/11/2020**

2.In order to allow for separate access to the existing synthetic play field quick couplers, a new valve (match the same make and model as the new valves being installed for this project) shall be installed to the west of "B" intersection.

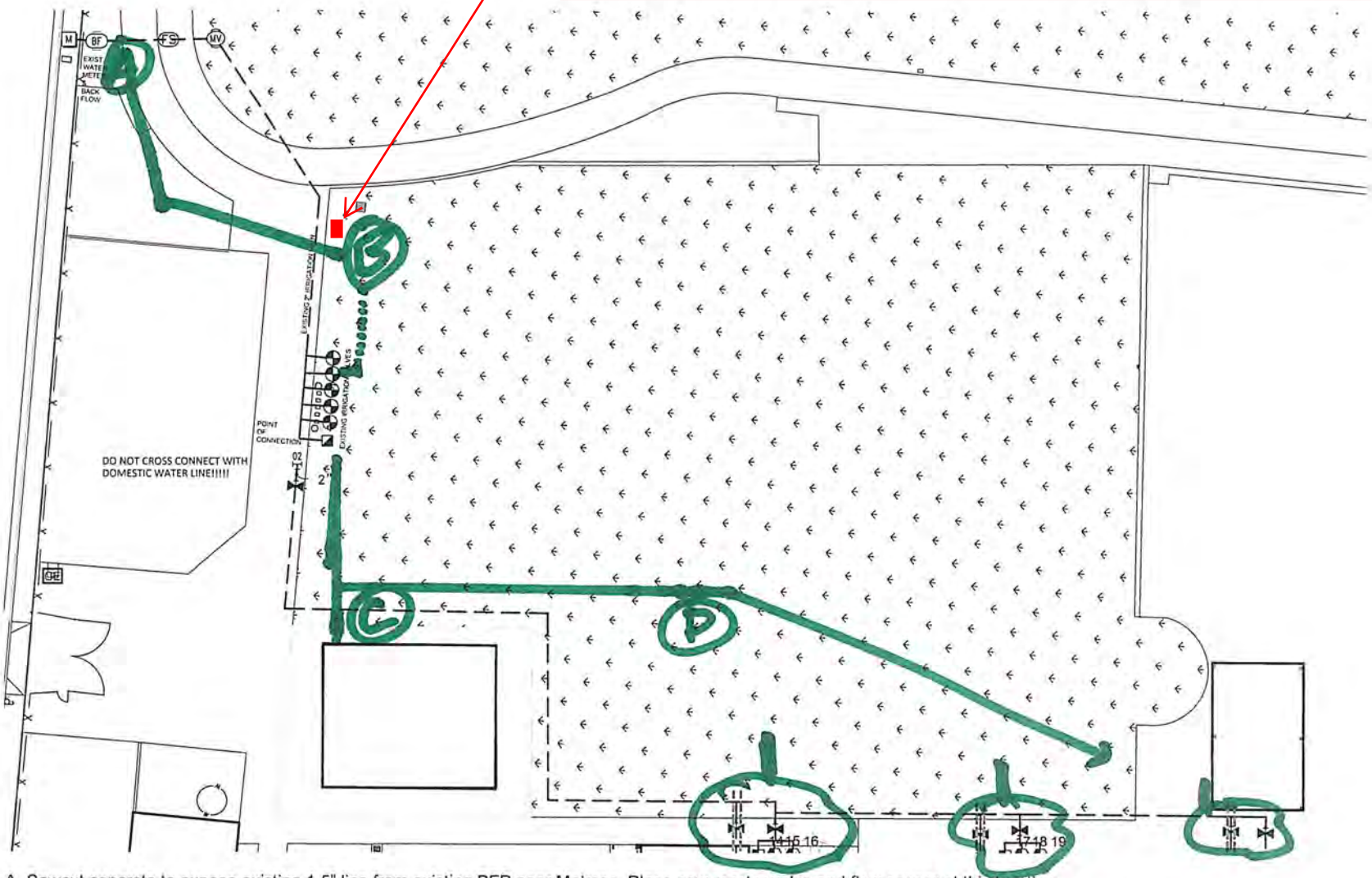

A. Sawcut concrete to expose existing 1.5" line from existing BFP near Melrose. Place new master valve and flow sensor at this location.
B. Trench and/or sawcut to breach walkway to area adjacent to existing valves for irrigation and wiring route. Pothole grass area to verify line orientation.
C. Connect new irrigation controller in secure box on west elevation of music portable; solar tie-in at south elevation.
D. Run lines through grass area in north/south direction to connect to "Ts" at courtyards per plan.

Dispensatic

48" MAX.
A.F.G.
POINT OF
OPERATION
ALL NEW EXPOSED CONDUIT TO BE PAINTED (MATCH EXISTING BUILDING) SEE ATTACHED FOR KELLY MOORE COLOR INFO.
(DEMOLISH) EXISTING CONCRETE AS NECESSARY TO INSTALL THE NEW SURFACED MOUNTED IRRIGATION CONTROLER. PATCH AND INSTALL NEW CONCRETE AS NECESSARY TO MATCH EXISTING CONDITIONS.

KELLY-MOORE
PAINTS
ACRY
SHIELD
EXTERIOR
FLAT PAINT
1240A-121 WHITE & LIGHT TINT BASE

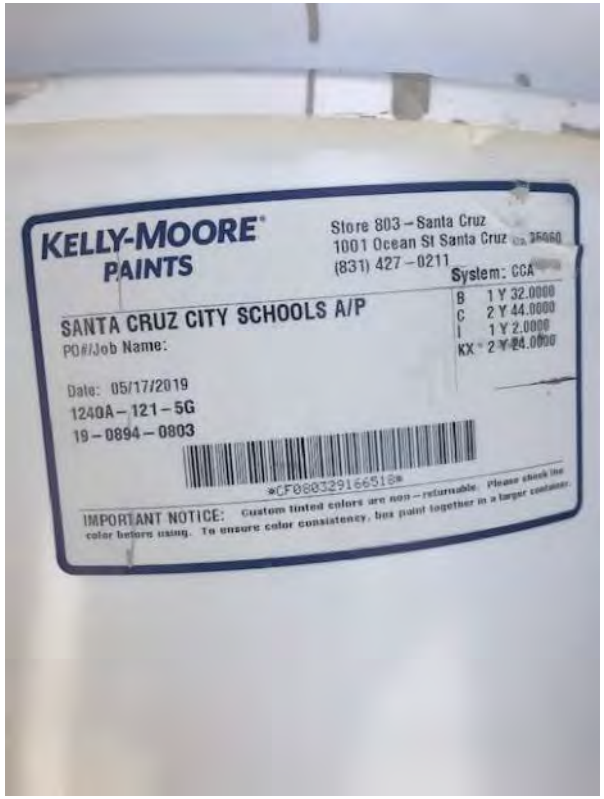
KELLY-MOORE
PAINTS
Store 803 – Santa Cruz
1001 Ocean St Santa Cruz
(831) 427 – 0211
System: CCA
SANTA CRUZ CITY SCHOOLS A/P
PO#/Job Name:
B 1 Y 32.0000
C 2 Y 44.0000
I 1 Y 2.0000
KX 2 Y 24.0000
Date: 05/17/2019
1240A – 121 – 5G
19 – 0894 – 0803
IMPORTANT NOTICE: Custom tinted colors are non – returnable. Please check the color before using. To ensure color consistency, box paint together in a larger container.

Part	P/N	Description
Controller	IC-600-SS	6-station base controller, indoor/outdoor, stainless steel cabinet, maximum 42 stations
	(5) ICM-600	6-station plug-in expansion module, use to expand controller to required number of stations
Sensor	WSS-SEN	Wireless Solar Sync sensor, receiver, and gutter mount
Remote Control	ROAMXL-KIT	Transmitter, receiver (SmartPort® wiring harness, and carrying case)
Master Valve	ICV-151G-FS	Glass-filled nylon commercial 1½" globe valve with flow control, Filter Sentry
	AS-ADJ	Optional pressure regulator for master valve, adjustable from 20-100 PSI
Flow Sensor	FSI-T10-001	Creative Sensor Technologies 1” tee type flow sensor for flow range of 0.86 to 52GPM.
RCV	ICV-151G	Glass-filled nylon commercial 1-1/2" globe valve for quick couplers

Creative Sensor Technology

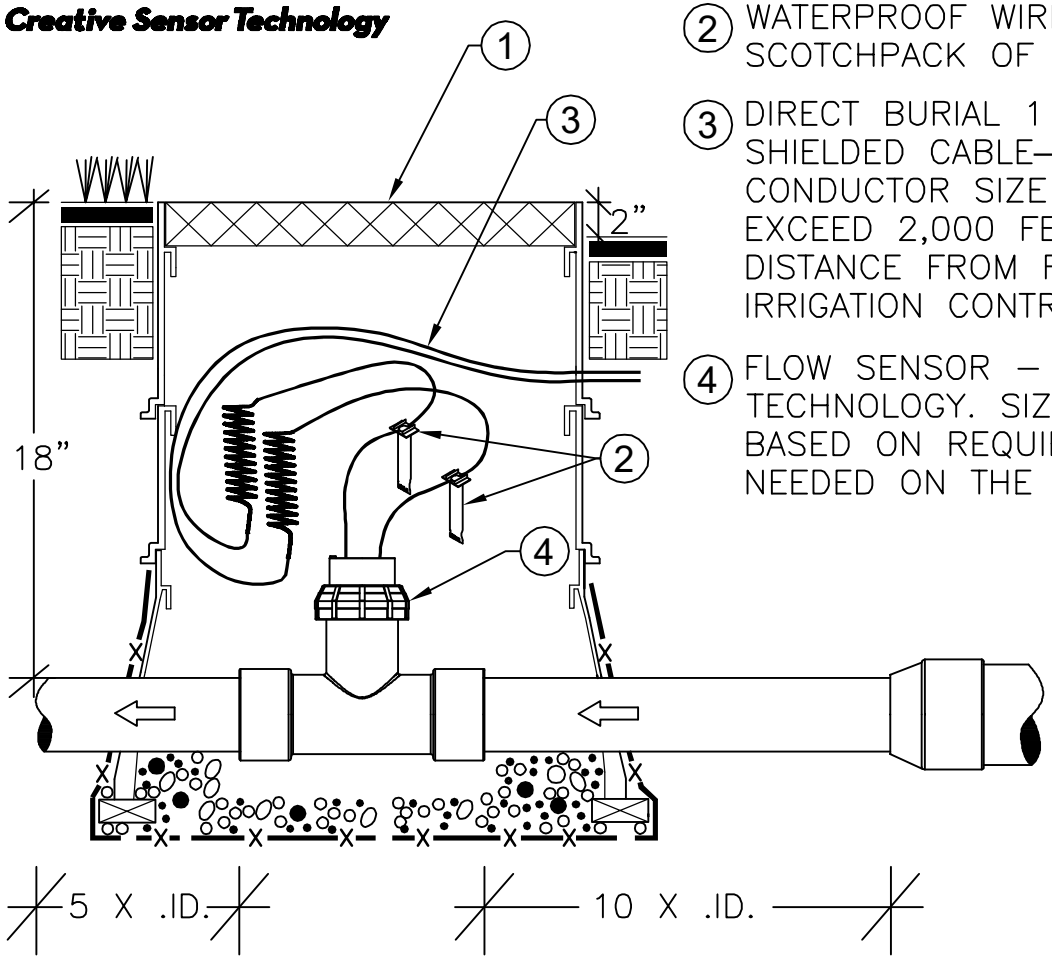

1. PLASTIC VALVE BOX TO PROVIDE ACCESS.
2. WATERPROOF WIRE SPLICE, 3M SCOTCHPACK OF EQUIVALENT.
3. DIRECT BURIAL 1 PAIR, TWISTED SHIELDED CABLE—MINIMUM CONDUCTOR SIZE 20 AWG. DO NOT EXCEED 2,000 FEET IN LAYING DISTANCE FROM FLOW SENSOR TO IRRIGATION CONTROLLER
4. FLOW SENSOR – CREATIVE SENSOR TECHNOLOGY. SIZE FLOW SENSOR BASED ON REQUIRED G.P.M. NEEDED ON THE PROJECT.

MINIMUM UPSTREAM AND DOWNSTREAM DISTANCES BETWEEN ANY VALVE OR FITTING AND THE FLOW SENSOR

1 CST FLOW SENSOR INSTALLATION

N.T.S.

328485–Ø6

FSI-T Series Flow Sensor

Installation Guide

Introduction:

Creative Sensor Technologies impeller flow sensors provide accurate digital output signals proportional to the velocity of the liquid flowing through the mounting tee. The square wave digital signal is converted to flow rate by the receiving monitor or control device using calibration constants supplied by CST.

The sensor uses the same two wire path for power supply and signal output. The sensor circuit contains a pre-amplifier allowing the signal to travel up to 2,000 feet using shielded, twisted pair cable.

The flow sensor housing, held in place with a retaining nut, contains the detection circuitry and carries the unique four-bladed impeller on a transverse axle. The housing and mounting tee are custom molded to form an integrated measurement chamber resulting in highly accurate, repeatable flow measurements through a wide range of velocities. The axle and impeller along with the sealing o-ring are replaceable in the field.

Mechanical Installation– Location and Orientation:

Because an impeller sensor measures the velocity of the liquid and converts it to a flow measurement based on area, proper flow measurement depends on the condition of the pipe interior and the sensor's location in the piping system. The pipeline must be full, free from trapped air, floating debris and built up sediment. The mounting tee should be installed with a minimum of 10 diameters of straight pipe (ex. 15 inches for 1 1/2 inch pipe), upstream and a minimum of 5 diameters of straight pipe (ex. 7 1/2 inches for 1 1/2 inch pipe) downstream to eliminate irregular flow profiles caused by valves, fittings or pipe bends.

1. Always install flow arrow on the mounting tee pointed downstream. Allow 3 3/4" clearance to remove flow sensor housing from tee for service. The tee is usually installed with the housing up in the vertical or 12:00 O clock position. However, if necessary, it may be installed with sensor housing at an angle from vertical to provide clearance.
2. Flow sensors may be installed inside a building, outside above grade or underground. If installed above grade, consider security issues to prevent damage or disassembly. If installed below grade, provide access for service.

Creative Sensor Technology, Inc.
www.creativesensortechnology.com
PO Box 426, Rochester, MA 02770 Ph: 508-763-8100

Rev FSI-T ins 0115

3. Flow sensors are most typically installed below grade in a horizontal section of pipe with the sensor housing up. Do not direct bury the flow sensor. Provide a meter pit or valve box of adequate size and drainage to service the sensor. Provide a service loop in the wire connections to allowing the sensor housing to be brought above grade.
4. Flow sensors may be installed on vertical sections of pipe providing that the piping is full and does not contain trapped air. A vertical pipe with rising flow is preferred over falling flow. The sensor housing may be oriented in any direction radially around the pipe.

Mechanical Installation– Installing sensor in pipe

1. The PVC flow sensor tee features socket ends intended for solvent welding into PVC piping systems. Use Best Industry Practices to insure that the sensor is installed in the correct position with strong permanent joints.
2. Disassemble the flow sensor before joining the tee to the piping system. Remove the flow sensor housing from the tee by loosing the retaining nut by turning it counter-clockwise and pulling the housing straight out of the tee.

Do not pull on the wire leads!

3. Use appropriate tools to cut the pipe. Remove all chips, filings or cuttings from the pipe.
4. Solvent weld the tee to the pipe using manufacturer's recommendations.
5. After the joints have set, reattach the sensor housing to the tee. Make sure the housing and tee are clean and free from dirt or debris. Align the arrow on the top of the housing with the downstream direction. This will align the guide key on the housing with the slot inside the tee. Push straight in so that the key enters the slot until the o-ring seals the opening. Slide the retaining nut over the wire leads and tighten by hand by turning clockwise.

Do not use sealant or Teflon tape on the retaining nut threads!

1.





Electrical Installation—001 suffix sensors

1. Two conductors are required to connect the flow sensor to the monitor or control device.
2. The **RED** lead from the sensor is the **+ (Positive)** lead and the **BLACK** lead from the sensor is the **- (Negative)** lead. Observe polarity when extending these conductors and connect them to the **+** and **-** leads or terminals of the FLOW SENSOR INPUT of the monitor or controller. **Do not connect flow sensor to Power or Valve circuits!**
3. Use a shielded Direct Burial cable with at least one twisted pair of conductors. Multiple pair cable may be used. Use #20 AWG or larger solid copper wire conductors to extend the distance up to 2,000 feet.
4. Waterproof the splices. The preferred method is the two part epoxy kit, Scotchlok 3570 as manufactured by 3M. Follow all manufacturer's instructions.
5. Make sure that the flow sensor housing is installed in the tee or the retaining nut is on the wire leads before making the splices.
6. Provide a service loop in the cable to allow the flow sensor housing to be removed from the tee and brought above grade for servicing.
7. Avoid making splices in the direct burial cable.

Calibration Constants

To program the monitor to read flow rate in GPM (gallons per minute).

Model FSI-TXX-001 (Standard calibration sensor)- Open controller FLOW set-up screen and find flow sensor "OTHER". Then, when prompted enter the following:

FSI-T10-001 **K = 0.322** and **Offset = 0.20**
FSI-T15-001 **K = 0.650** and **Offset = 0.75**
FSI-T20-001 **K = 1.192** and **Offset = 0.94**

Operation

1. Make sure the flow sensor is assembled and the retaining nut is tightened (hand tight) before pressurizing system.
2. Fill pipeline and eliminate trapped air.
3. Flow sensor should begin transmitting flow immediately, however most monitors and control devices have a flow averaging routine that requires several seconds before the device begins to display flow.
4. Always wait for flow to stabilize before setting control limits. Stabilization may take several minutes in large piping systems.

Warranty

Creative Sensor Technology, Inc. (The “Seller”) of 125 Paradise Lane, Rochester, MA 02770 warrants to the Original Purchaser (The “Purchaser”) of its products supplied hereunder to be free from significant defects in material and workmanship under normal use and service for a period of 18 months from the date of shipment by the Seller or 12 months from the date of installation by the Purchaser, whichever period shall be shorter (“the Warranty Period”), unless otherwise agreed in writing or provided for in a written product-specific warranty.

This warranty does not apply to products that are the subject of negligence, accident, or damage by circumstances beyond Seller’s control, or any improper operation, maintenance, storage, installation or use. This warranty also does not apply to accessory items that were not manufactured by Seller, all of which are sold “as is” and without warranty by Seller. This warranty does not cover limited life components such as bearings, shafts or impellers where wear rate is a function of application and environment.

If the Purchaser wishes to make a claim hereunder, he shall send written notice to Seller of any defect within the warranty period. A failure to provide such notice constitutes a waiver of the remedies specified herein. If Seller receives timely notification and if the products are proved to Seller’s satisfaction to have a warranted defect, Seller will, at its own discretion, expense and within a reasonable period of time, either (1) repair, correct or cure the warranted defect(s), or (2) replace the defective product, or (3) give the Purchaser a refund of the price it paid for the product, prorated where appropriate to adjust for the value of any product accepted and retained by the Purchaser.

These remedies shall be the Purchaser’s exclusive remedies (and the sole and exclusive liability of the Seller) for any defects or deficiencies relating to or arising out of product sold by the Seller. The foregoing limited warranty is exclusive and is in lieu of all other warranties, expressed, implied or arising by law, custom or conduct, including but not limited to the implied warranties of merchantability and fitness for a particular purpose, which are expressly disclaimed.

B40 MS Street Presence Improvements

DATE: 9/21/2020

Job Number: 5293

CONTRACTOR: **CRW Industries Inc**

PCO #: **10**

PCO - CREDIT PROPOSAL - PRIME CONTRACTOR

DESCRIPTION OF CHANGE: Updated irrigation materials for ASI 4 changes.

ITEM DESCRIPTION	MATERIAL (sales tax included)				LABOR (fully encumbered)			EQUIPMENT (attach invoice)		
	QUANTITY	UNIT	UNIT COST	EXTENSION	QUANTITY HOURS	RATE	EXTENSION	QUANTITY	UNIT COST	EXTENSION
			$0.00	$ -		$118.00	$ -			$ -
SUBTOTALS:				$ -			$ -			$ -

MATERIAL	$0.00
LABOR	$0.00
EQUIPMENT	$0.00
SUBTOTAL DIRECT COSTS	$0.00
PRIME CONTRACTOR SUBTOTAL	**$0.00**

Sub Contractor Costs from Attached Credit Proposal(s)

Marina Landscape	$ 3,637.68
5% FEE ON SUBCONTRACTOR DIRECT COSTS	$181.88
SUBCONTRACTOR SUBTOTAL	**$3,819.56**
PCO SUBTOTAL	**$ 3,819.56**

TOTAL **$ 3,819.56**

PREPARED & SUBMITTED BY: Bill Burr

COMPANY: CRW TITLE: Pres

Cost Proposal

MARINA Still Growing
landscape construction
landscape maintenance
landscape architecture
erosion control
design build
1683 E. LOUISE AVE.
LATHROP, CA 95330
PHONE: (925) 243-0288
FAX: (925) 243-0988

PROPOSED CHANGE ORDER
NO. 00010

TITLE: UPDATED IRRIGATION PARTS PER ASI #4

DATE: 09/21/20
JOB NO.: 320027

PROJECT: BRANCIFORTE MIDDLE SCHOOL STREET PRESENCE IMP

TO: JILL HALEY
CRW INDUSTRIES, INC
5346 SCOTTS VALLEY DR, STE E
SCOTT VALLEY, CA 95066
Phone: (831) 234-5403 **Fax: (831) 466-9597**

DESCRIPTION OF PROPOSAL:

THIS PROPOSAL IS FOR THE *UPDATED IRRIGATION PARTS* PER ASI#4.

ALL QUALIFICATIONS AND EXCLUSIONS PER FULLY EXECUTED SUBCONTRACT AGREEMENT APPLY. UPON APPROVAL OF THIS PROPOSAL, A CHANGE ORDER IS REQUIRED FROM CRW INDUSTRIES, INC WITHIN 5 DAYS.

ITEM	DESCRIPTION	QUANTITY	UNITS	UNIT PRICE		AMOUNT
1	UPADATED IRRIGATION PARTS PER ASI#4	1	LS	3637.68	$	3,637.68
				Unit Cost:	$	-
				Unit Tax:	$	-
				Lump Sum:	$	-
				Lump Tax:	$	-
				TOTAL:	**$**	**3,637.68**

TIME EXTENSION ..... __ DAYS

By: _____
JILL HALEY

Date: _____

By: _____
EDGAR FUERTE

Date: 9/21/20

EXTRA WORK CALCULATION SHEET

MARINA LANDSCAPE , INC.
1683 E. LOUISE AVE.
LATHROP, CA 95330
(925) 243-0288

MARINA Still Growing
landscape construction
landscape maintenance
landscape architecture
erosion control
design build

DATE: 9/21/2020
JOB NO.: 320027

BILL TO: 5346 SCOTTS VALLEY DR, STE E
PROJECT: BRANCIFORTE MIDDLE SCHOOL STREET PRESENCE IMP

DESCRIPTION: **THIS PROPOSAL IS FOR THE UPDATED IRRIGATION PARTS PER ASI#4.**

QTY	DESCRIPTION	HOURS	HOURLY RATE	EXTENDED AMOUNTS
***** MATERIAL *****				
1	SEE ATTACHED		3,163.20	3,163.20
	TOTAL COST MATERIALS			3,163.20
		TOTAL MATERIALS		3,163.20
		15.0% MARK-UP MATERIALS		474.48
		SUBTOTAL		3,637.68
		GRAND TOTAL		3,637.68

EXTRA WORK CALCULATION SHEET

MARINA LANDSCAPE , INC.
1683 E. LOUISE AVE.
LATHROP, CA 95330
(925) 243-0288

MARINA Still Growing
landscape construction
landscape maintenance
landscape architecture
erosion control
design build

DATE: 9/21/2020
JOB NO.: 320027

BILL TO: 5346 SCOTTS VALLEY DR, STE E
PROJECT: BRANCIFORTE MIDDLE SCHOOL STREET PRESENCE IMP

DESCRIPTION: **THIS PROPOSAL IS FOR THE UPDATED IRRIGATION PARTS PER ASI#4.**

QTY	DESCRIPTION	UNIT OF MEASURE	UNIT COST	EXTENDED AMOUNTS
*** **MATERIAL** ***				
	UPDATED IRRIGATION PARTS			
1	HUNTER I-CORE CONTROLLER 6-42 STA w/SS CABINET IC-600SS	EA	1,730.00	1,730.00
5	HUNTER 6-STATION MODULE x I-CORE CONTROLLER ICM-600	EA	138.00	690.00
1	HUNTER 1-1/2"GLASS FILLED NYLON 200 PSI (FC&FS) ICV-151G-FS	EA	249.00	249.00
1	HUNTER PRESSURE REGULATER ADU MODEL ACCU-SYNC-ADJ	EA	992.00	992.00
1	CST 1" SCH 80 TEE FLOW SENSOR FSI-T10-001	EA	255.00	255.00
1	HUNTER 1-1/2" - ICV-151G	EA	104.00	104.00
1	LOW VOLTAGE CONTROL WIRE	LS	180.00	180.00
	CREDITED IRRIGATION PARTS			
-1	RAINBIRD ESP CONTROLLER	EA	990.00	(990.00)
-1	HUNTER 1" ICV-101G-FS	EA	165.00	(165.00)
-1	HUNTER 'FLOW CLIK 200'	EA	310.00	(310.00)
-1	MASTER REMOTE CONTROL VALVE HUNTER 1"	EA	195.00	(195.00)
1	TAX		203.20	203.20
1	MATERIAL HANDLING		420.00	420.00
	TOTAL COST MATERIALS			3,163.20

831.424.4620
235 MONTEREY STREET
SUITE B, SALINAS, CA 93901
BELLIAG.COM

ARCHITECT'S SUPPLEMENTAL INSTRUCTIONS

ASI #4

Belli Project #: 19024
Project Name: Branciforte Middle School: Street Presence Improvements
Location/Client: Santa Cruz, CA (SCCS)

Attn: Bill Burr
CRW Industries
5346 Scotts Valley Dr. STE E
Scotts Valley, CA 95066

ASI TITLE: RFI 03 Additional Information

RFI 03 response dated 09/02/2020, had an open item to be addressed;

"Contractor to proceed with the summary scope of work as noted, with the exception of the new irrigation controller unit. The design team will provide a make and model # of the new irrigation controller and security box early next week as the supply manufacturer contact is currently out until next Tuesday. The pending item should not affect any work to proceed."

1. In regards to the irrigation controller and the existing quick coupler loop around the sports field, if everything else was installed as specified in the plans and discussed during the meeting, contractor needs to purchase the replacement controller that works with these components and connect existing irrigation system in the right place.
   We will need a controller with the following features:
   - Wall-mount cabinet with secured cover
   - Min. 30 valves, conventionally wired
   - Normally-closed master valve
   - Flow-Clik compatible
   - Solar-Sync compatible

   Refer to the attached documents for the updated 'irrigation parts' list. Contractor to make sure that where the flow sensor is installed that there is enough room to install the flow sensor per detail, (included). The assembly installed in front of the existing Back Flow Unit (as discussed on site) will need ample room to be able to be serviced.
   All sleeving Schedule 80 that is put in concrete across the concrete ramp pavement and on to the existing (Music Building) shall be big enough for required wires and some additional wires that may later need to go to the controller.
   Electrical power source will need to tie into the (Music Building) and mount the solar component for the irrigation (facing south). Refer to attached diagram showing panel location on existing building. The panel can be adjusted slightly from what is shown to the left or right of the existing wall if necessary.

2. In order to allow for separate access to the existing synthetic play field quick couplers, a new valve (match the same make and model as the new valves being installed for this project) shall be installed to the west of "B" intersection, refer to the attached sketch.

Contractor to review and provide a PCO for the owner and architect to review and approve of any added work not in the bid documents. PCO shall have all the required and detailed information as noted in the general conditions of the project manual.

Total Sheets Attached: 9

By: Ismael Magaña Jr. **Date Sent: 09/11/2020**

2.In order to allow for separate access to the existing synthetic play field quick couplers, a new valve (match the same make and model as the new valves being installed for this project) shall be installed to the west of "B" intersection.

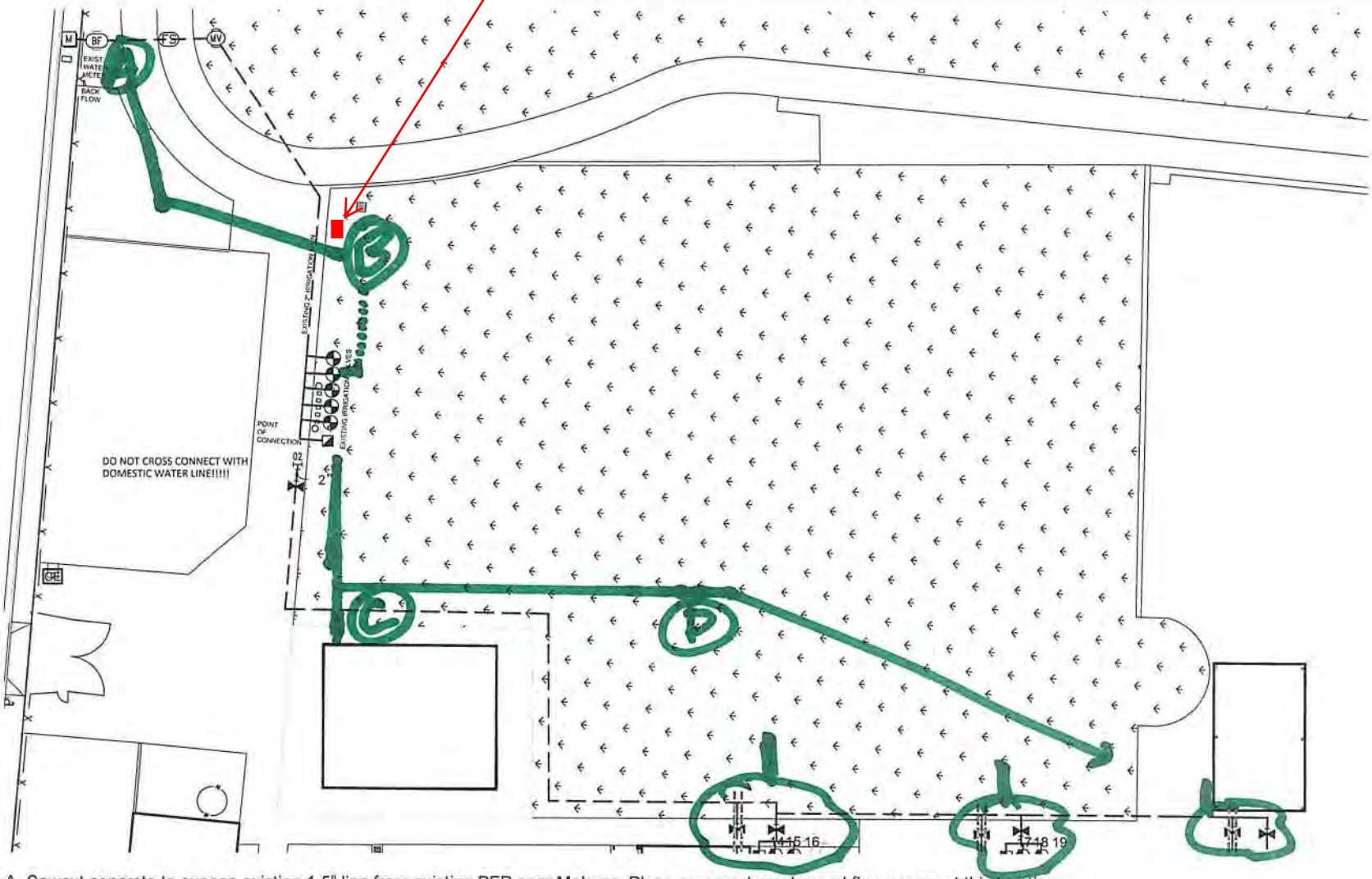

A. Sawcut concrete to expose existing 1.5" line from existing BFP near Melrose. Place new master valve and flow sensor at this location.
B. Trench and/or sawcut to breach walkway to area adjacent to existing valves for irrigation and wiring route. Pothole grass area to verify line orientation.
C. Connect new irrigation controller in secure box on west elevation of music portable; solar tie-in at south elevation.
D. Run lines through grass area in north/south direction to connect to "Ts" at courtyards per plan.

Diagramatic

ALL NEW EXPOSED CONDUIT TO BE PAINTED (MATCH EXISTING BUILDING) SEE ATTACHED FOR KELLY MOORE COLOR INFO.
48" MAX. A.F.G. POINT OF OPERATION
(DEMOLISH) EXISTING CONCRETE AS NECESSARY TO INSTALL THE NEW SURFACED MOUNTED IRRIGATION CONTROLER. PATCH AND INSTALL NEW CONCRETE AS NECESSARY TO MATCH EXISTING CONDITIONS.

KELLY-MOORE
PAINTS
ACRY
SHIELD
EXTERIOR
FLAT PAINT
1240A-121 WHITE & LIGHT TINT BASE

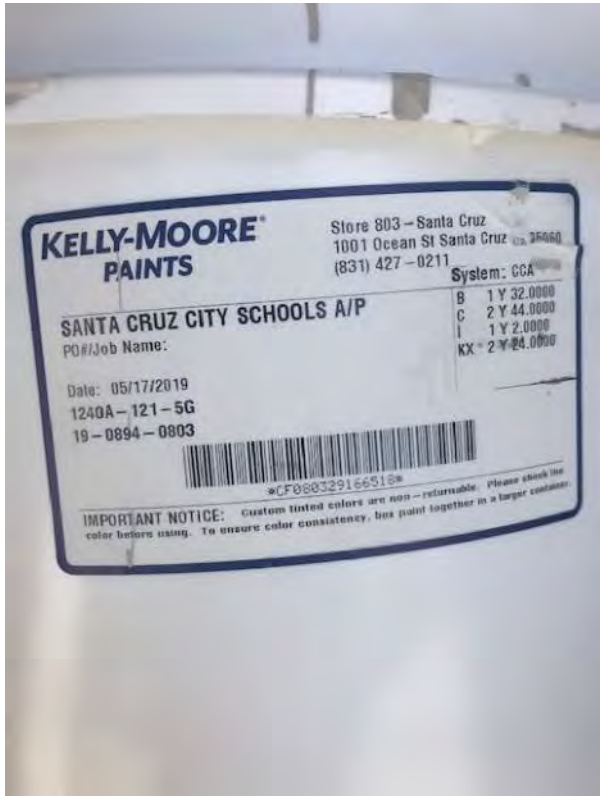
KELLY-MOORE
PAINTS
Store 803 – Santa Cruz
1001 Ocean St Santa Cruz
(831) 427 – 0211
System: CCA
SANTA CRUZ CITY SCHOOLS A/P
PO#/Job Name:
B 1 Y 32.0000
C 2 Y 44.0000
I 1 Y 2.0000
KX 2 Y 24.0000
Date: 05/17/2019
1240A – 121 – 5G
19 – 0894 – 0803
IMPORTANT NOTICE: Custom tinted colors are non – returnable. Please check the color before using. To ensure color consistency, box paint together in a larger container.

Part	P/N	Description
Controller	IC-600-SS	6-station base controller, indoor/outdoor, stainless steel cabinet, maximum 42 stations
	(5) ICM-600	6-station plug-in expansion module, use to expand controller to required number of stations
Sensor	WSS-SEN	Wireless Solar Sync sensor, receiver, and gutter mount
Remote Control	ROAMXL-KIT	Transmitter, receiver (SmartPort® wiring harness, and carrying case)
Master Valve	ICV-151G-FS	Glass-filled nylon commercial 1½" globe valve with flow control, Filter Sentry
	AS-ADJ	Optional pressure regulator for master valve, adjustable from 20-100 PSI
Flow Sensor	FSI-T10-001	Creative Sensor Technologies 1” tee type flow sensor for flow range of 0.86 to 52GPM.
RCV	ICV-151G	Glass-filled nylon commercial 1-1/2" globe valve for quick couplers

Creative Sensor Technology

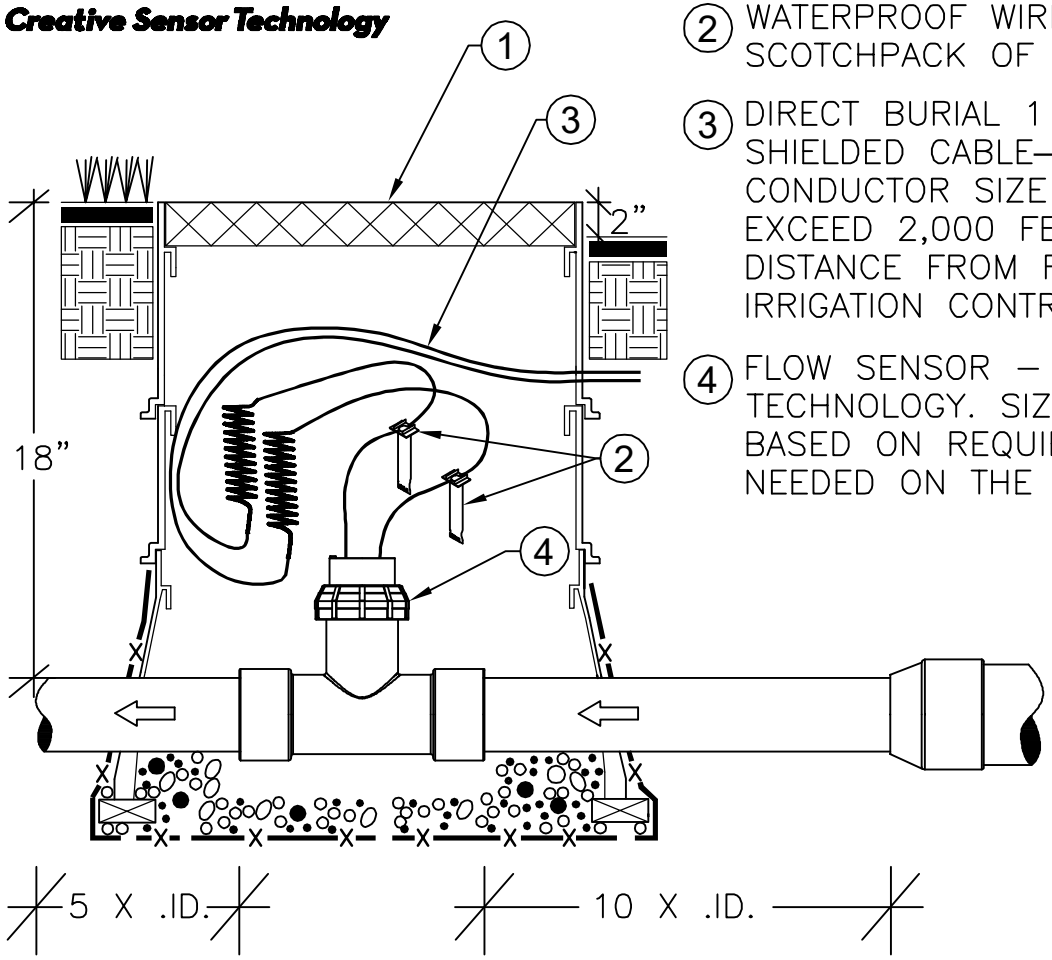

1. PLASTIC VALVE BOX TO PROVIDE ACCESS.
2. WATERPROOF WIRE SPLICE, 3M SCOTCHPACK OF EQUIVALENT.
3. DIRECT BURIAL 1 PAIR, TWISTED SHIELDED CABLE—MINIMUM CONDUCTOR SIZE 20 AWG. DO NOT EXCEED 2,000 FEET IN LAYING DISTANCE FROM FLOW SENSOR TO IRRIGATION CONTROLLER
4. FLOW SENSOR – CREATIVE SENSOR TECHNOLOGY. SIZE FLOW SENSOR BASED ON REQUIRED G.P.M. NEEDED ON THE PROJECT.

MINIMUM UPSTREAM AND DOWNSTREAM DISTANCES BETWEEN ANY VALVE OR FITTING AND THE FLOW SENSOR

1 CST FLOW SENSOR INSTALLATION

N.T.S.

328485–Ø6

FSI-T Series Flow Sensor

Installation Guide

Introduction:

Creative Sensor Technologies impeller flow sensors provide accurate digital output signals proportional to the velocity of the liquid flowing through the mounting tee. The square wave digital signal is converted to flow rate by the receiving monitor or control device using calibration constants supplied by CST.

The sensor uses the same two wire path for power supply and signal output. The sensor circuit contains a pre-amplifier allowing the signal to travel up to 2,000 feet using shielded, twisted pair cable.

The flow sensor housing, held in place with a retaining nut, contains the detection circuitry and carries the unique four-bladed impeller on a transverse axle. The housing and mounting tee are custom molded to form an integrated measurement chamber resulting in highly accurate, repeatable flow measurements through a wide range of velocities. The axle and impeller along with the sealing o-ring are replaceable in the field.

Mechanical Installation– Location and Orientation:

Because an impeller sensor measures the velocity of the liquid and converts it to a flow measurement based on area, proper flow measurement depends on the condition of the pipe interior and the sensor's location in the piping system. The pipeline must be full, free from trapped air, floating debris and built up sediment. The mounting tee should be installed with a minimum of 10 diameters of straight pipe (ex. 15 inches for 1 1/2 inch pipe), upstream and a minimum of 5 diameters of straight pipe (ex. 7 1/2 inches for 1 1/2 inch pipe) downstream to eliminate irregular flow profiles caused by valves, fittings or pipe bends.

1. Always install flow arrow on the mounting tee pointed downstream. Allow 3 3/4" clearance to remove flow sensor housing from tee for service. The tee is usually installed with the housing up in the vertical or 12:00 O clock position. However, if necessary, it may be installed with sensor housing at an angle from vertical to provide clearance.
2. Flow sensors may be installed inside a building, outside above grade or underground. If installed above grade, consider security issues to prevent damage or disassembly. If installed below grade, provide access for service.

Creative Sensor Technology, Inc.
www.creativesensortechnology.com
PO Box 426, Rochester, MA 02770 Ph: 508-763-8100

Rev FSI-T ins 0115

3. Flow sensors are most typically installed below grade in a horizontal section of pipe with the sensor housing up. Do not direct bury the flow sensor. Provide a meter pit or valve box of adequate size and drainage to service the sensor. Provide a service loop in the wire connections to allowing the sensor housing to be brought above grade.
4. Flow sensors may be installed on vertical sections of pipe providing that the piping is full and does not contain trapped air. A vertical pipe with rising flow is preferred over falling flow. The sensor housing may be oriented in any direction radially around the pipe.

Mechanical Installation– Installing sensor in pipe

1. The PVC flow sensor tee features socket ends intended for solvent welding into PVC piping systems. Use Best Industry Practices to insure that the sensor is installed in the correct position with strong permanent joints.
2. Disassemble the flow sensor before joining the tee to the piping system. Remove the flow sensor housing from the tee by loosing the retaining nut by turning it counter-clockwise and pulling the housing straight out of the tee.

Do not pull on the wire leads!

3. Use appropriate tools to cut the pipe. Remove all chips, filings or cuttings from the pipe.
4. Solvent weld the tee to the pipe using manufacturer's recommendations.
5. After the joints have set, reattach the sensor housing to the tee. Make sure the housing and tee are clean and free from dirt or debris. Align the arrow on the top of the housing with the downstream direction. This will align the guide key on the housing with the slot inside the tee. Push straight in so that the key enters the slot until the o-ring seals the opening. Slide the retaining nut over the wire leads and tighten by hand by turning clockwise.

Do not use sealant or Teflon tape on the retaining nut threads!

1.



Electrical Installation—001 suffix sensors

1. Two conductors are required to connect the flow sensor to the monitor or control device.
2. The **RED** lead from the sensor is the **+ (Positive)** lead and the **BLACK** lead from the sensor is the **- (Negative)** lead. Observe polarity when extending these conductors and connect them to the **+** and **-** leads or terminals of the FLOW SENSOR INPUT of the monitor or controller. **Do not connect flow sensor to Power or Valve circuits!**
3. Use a shielded Direct Burial cable with at least one twisted pair of conductors. Multiple pair cable may be used. Use #20 AWG or larger solid copper wire conductors to extend the distance up to 2,000 feet.
4. Waterproof the splices. The preferred method is the two part epoxy kit, Scotchlok 3570 as manufactured by 3M. Follow all manufacturer's instructions.
5. Make sure that the flow sensor housing is installed in the tee or the retaining nut is on the wire leads before making the splices.
6. Provide a service loop in the cable to allow the flow sensor housing to be removed from the tee and brought above grade for servicing.
7. Avoid making splices in the direct burial cable.

Calibration Constants

To program the monitor to read flow rate in GPM (gallons per minute).

Model FSI-TXX-001 (Standard calibration sensor)- Open controller FLOW set-up screen and find flow sensor "OTHER". Then, when prompted enter the following:

FSI-T10-001 **K = 0.322** and **Offset = 0.20**
FSI-T15-001 **K = 0.650** and **Offset = 0.75**
FSI-T20-001 **K = 1.192** and **Offset = 0.94**

Operation

1. Make sure the flow sensor is assembled and the retaining nut is tightened (hand tight) before pressurizing system.
2. Fill pipeline and eliminate trapped air.
3. Flow sensor should begin transmitting flow immediately, however most monitors and control devices have a flow averaging routine that requires several seconds before the device begins to display flow.
4. Always wait for flow to stabilize before setting control limits. Stabilization may take several minutes in large piping systems.

Warranty

Creative Sensor Technology, Inc. (The “Seller”) of 125 Paradise Lane, Rochester, MA 02770 warrants to the Original Purchaser (The “Purchaser”) of its products supplied hereunder to be free from significant defects in material and workmanship under normal use and service for a period of 18 months from the date of shipment by the Seller or 12 months from the date of installation by the Purchaser, whichever period shall be shorter (“the Warranty Period”), unless otherwise agreed in writing or provided for in a written product-specific warranty.

This warranty does not apply to products that are the subject of negligence, accident, or damage by circumstances beyond Seller’s control, or any improper operation, maintenance, storage, installation or use. This warranty also does not apply to accessory items that were not manufactured by Seller, all of which are sold “as is” and without warranty by Seller. This warranty does not cover limited life components such as bearings, shafts or impellers where wear rate is a function of application and environment.

If the Purchaser wishes to make a claim hereunder, he shall send written notice to Seller of any defect within the warranty period. A failure to provide such notice constitutes a waiver of the remedies specified herein. If Seller receives timely notification and if the products are proved to Seller’s satisfaction to have a warranted defect, Seller will, at its own discretion, expense and within a reasonable period of time, either (1) repair, correct or cure the warranted defect(s), or (2) replace the defective product, or (3) give the Purchaser a refund of the price it paid for the product, prorated where appropriate to adjust for the value of any product accepted and retained by the Purchaser.

These remedies shall be the Purchaser’s exclusive remedies (and the sole and exclusive liability of the Seller) for any defects or deficiencies relating to or arising out of product sold by the Seller. The foregoing limited warranty is exclusive and is in lieu of all other warranties, expressed, implied or arising by law, custom or conduct, including but not limited to the implied warranties of merchantability and fitness for a particular purpose, which are expressly disclaimed.

B40 MS Street Presence Improvements

DATE: 2/9/2021

Job Number: 5293

CONTRACTOR: **CRW Industries Inc**

PCO #: **11**

PCO - CREDIT PROPOSAL - PRIME CONTRACTOR

DESCRIPTION OF CHANGE: To resolve issue with curb/gutter height for flow line, we propose to use new curb height as finish height and remove and replace concrete between columns to achieve.

ITEM DESCRIPTION	MATERIAL (sales tax included)				LABOR (fully encumbered)			EQUIPMENT (attach invoice)		
	QUANTITY	UNIT	UNIT COST	EXTENSION	QUANTITY HOURS	RATE	EXTENSION	QUANTITY	UNIT COST	EXTENSION
R&R 1100sqft concrete	1100		$19.27	$ 21,197.00		$118.00	$ -			$ -
SUBTOTALS:				$ 21,197.00			$ -			$ -

MATERIAL	$21,197.00
LABOR	$0.00
EQUIPMENT	$0.00
SUBTOTAL DIRECT COSTS	$21,197.00
FEE ON DIRECT COSTS (15%)	$3,179.55
PRIME CONTRACTOR SUBTOTAL	**$24,376.55**

Sub Contractor Costs from Attached Credit Proposal(s)

$ -

5% FEE ON SUBCONTRACTOR DIRECT COSTS	$0.00
SUBCONTRACTOR SUBTOTAL	**$0.00**
PCO SUBTOTAL	**$ 24,376.55**
BOND (not to exceed 2% of subtotal)	**$ 487.53**
TOTAL	**$ 24,864.08**

PREPARED & SUBMITTED BY: Bill Burr

COMPANY: CRW TITLE: Pres

David Peartree

Digitally signed by David Peartree
DN: C=US, E=david@belliag.com, O=Belli Architectural Group, OU=Belli Architectural Group, CN=David Peartree
Date: 2021.02.12 08:06:45-08'00'

B40 MS Street Presence Improvements

DATE: 5/11/2021

Job Number: 5293

CONTRACTOR: **CRW Industries Inc**

PCO #: **13**

PCO - CREDIT PROPOSAL - PRIME CONTRACTOR

DESCRIPTION OF CHANGE: Run dedicated 20AMPS circuit to the new irrigation controller located outside the music room.

ITEM DESCRIPTION	MATERIAL (sales tax included)				LABOR (fully encumbered)			EQUIPMENT (attach invoice)		
	QUANTITY	UNIT	UNIT COST	EXTENSION	QUANTITY HOURS	RATE	EXTENSION	QUANTITY	UNIT COST	EXTENSION
				$ -		$120.00	$ -			$ -
SUBTOTALS:				$ -			$ -			$ -

MATERIAL	$0.00
LABOR	$0.00
EQUIPMENT	$0.00
SUBTOTAL DIRECT COSTS	$0.00
FEE ON DIRECT COSTS (15%)	$0.00
PRIME CONTRACTOR SUBTOTAL	**$0.00**

Sub Contractor Costs from Attached Credit Proposal(s)

PSR Electric	$ 1,964.00
5% FEE ON SUBCONTRACTOR DIRECT COSTS	$98.20
SUBCONTRACTOR SUBTOTAL	**$2,062.20**
PCO SUBTOTAL	**$ 2,062.20**
BOND (not to exceed 2% of subtotal)	**$ 41.24**
TOTAL	**$ 2,103.44**

PREPARED & SUBMITTED BY: Bill Burr

COMPANY: CRW TITLE: Pres

Cost Proposal

PSR Electric, Electrical Contractor
Certified General Journeyman Electricians
Bonded and Insured
License number: 880548
PUBLIC WORKS CONTRACTORS REGISTRATION#1000010224
"PROMPT SERVICE THAT'S RELIABLE"

1988 Serenata Ct, Santa Cruz CA 95065
Phone [831-345-3914] Fax [831-479-9034]
E-mail psrelectric@comcast.net

INVOICE CHANGE

PSR ELECTRIC
PROMPT · SERVICE · RELIABLE
Residential • Commercial
ELECTRICAL CONTRACTOR
831-345-3914 • psrelectric.com

JOB: BRANCIFORTE MIDDLE SCHOOL, STREET PRESENCE IMPROVEMENTS
DATE: 05/05/21
TO: CRW INDUSTRIES

CHANGE ORDERS STREET PRESENCE BRANCIFORTE " MUSIC ROOM "

PROVIDED AND INSTALLED ALL LABOR AND MATERIALS AS FOLLOW:

RUN DEDICATED CIRCUIT 20AMPS, TO THE NEW IRRIGATION CONTROLLER LOCATED OUTSIDE MUSIC ROOM

LABOR $1,664.00
MATERIALS $ 300.00
SUB TOTAL $1,964.00

TOTAL INVOICE $1,964.00

B40 MS Street Presence Improvements

DATE: 5/11/2021

Job Number: 5293

CONTRACTOR: **CRW Industries Inc**

PCO #: **14**

PCO - CREDIT PROPOSAL - PRIME CONTRACTOR

DESCRIPTION OF CHANGE: Installed new time clock to control wallpacks lights outside the music room.

ITEM DESCRIPTION	MATERIAL (sales tax included)				LABOR (fully encumbered)			EQUIPMENT (attach invoice)		
	QUANTITY	UNIT	UNIT COST	EXTENSION	QUANTITY HOURS	RATE	EXTENSION	QUANTITY	UNIT COST	EXTENSION
				$ -		$120.00	$ -			$ -
SUBTOTALS:				$ -			$ -			$ -

MATERIAL	$0.00
LABOR	$0.00
EQUIPMENT	$0.00
SUBTOTAL DIRECT COSTS	$0.00
FEE ON DIRECT COSTS (15%)	$0.00
PRIME CONTRACTOR SUBTOTAL	**$0.00**

Sub Contractor Costs from Attached Credit Proposal(s)

PSR Electric	$ 2,214.00
5% FEE ON SUBCONTRACTOR DIRECT COSTS	$110.70
SUBCONTRACTOR SUBTOTAL	**$2,324.70**
PCO SUBTOTAL	**$ 2,324.70**
BOND (not to exceed 2% of subtotal)	**$ 46.49**
TOTAL	**$ 2,371.19**

PREPARED & SUBMITTED BY: Bill Burr

COMPANY: CRW TITLE: Pres

Cost Proposal

PSR Electric, Electrical Contractor
Certified General Journeyman Electricians
Bonded and Insured
License number: 880548
PUBLIC WORKS CONTRACTORS REGISTRATION#1000010224
"PROMPT SERVICE THAT'S RELIABLE"

1988 Serenata Ct, Santa Cruz CA 95065
Phone [831-345-3914] Fax [831-479-9034]
E-mail psrelectric@comcast.net

INVOICE CHANGE

PSR ELECTRIC
PROMPT · SERVICE · RELIABLE
Residential • Commercial
ELECTRICAL CONTRACTOR
831-345-3914 • psrelectric.com

JOB: BRANCIFORTE MIDDLE SCHOOL, STREET PRESENCE IMPROVEMENTS
DATE: 05/05/21
TO: CRW INDUSTRIES

CHANGE ORDERS STREET PRESENCE BRANCIFORTE " MUSIC ROOM "

PROVIDED AND INSTALLED ALL LABOR AND MATERIALS AS FOLLOW:

INSTALLED NEW TIME CLOCK TO CONTROLL WALLPACKS LIGHTS OUTSIDE THE MUSIC ROOM LABOR $1,664.00
MATERIALS $ 550.00
SUB TOTAL $2,214.00

TOTAL INVOICE $2,214.00

B40 MS Street Presence Improvements

DATE: 5/25/2021

Job Number: 5293

CONTRACTOR: **CRW Industries Inc**

PCO #: **17**

PCO - CREDIT PROPOSAL - PRIME CONTRACTOR

DESCRIPTION OF CHANGE: Remove and replace 30x9 patch of concrete walkway adjacent to NE exterior doorway of building A.

ITEM DESCRIPTION	MATERIAL (sales tax included)				LABOR (fully encumbered)			EQUIPMENT (attach invoice)		
	QUANTITY	UNIT	UNIT COST	EXTENSION	QUANTITY HOURS	RATE	EXTENSION	QUANTITY	UNIT COST	EXTENSION
R&R 270 sqft concrete- unit pricing	270		$19.27	$5,202.90		120.00	$0.00			
				$0.00		120.00	$0.00			
SUBTOTALS:				$5,202.90			$0.00			$ -

MATERIAL	$5,202.90
LABOR	$0.00
EQUIPMENT	$0.00
SUBTOTAL DIRECT COSTS	$5,202.90
FEE ON DIRECT COSTS (15%)	$780.44
PRIME CONTRACTOR SUBTOTAL	**$5,983.34**

Sub Contractor Costs from Attached Credit Proposal(s)

5% FEE ON SUBCONTRACTOR DIRECT COSTS	$0.00
SUBCONTRACTOR SUBTOTAL	**$0.00**
PCO SUBTOTAL	**$ 5,983.34**
BOND (not to exceed 2% of subtotal)	**$ 119.67**
TOTAL	**$ 6,103.00**

PREPARED & SUBMITTED BY: Bill Burr

COMPANY: CRW TITLE: Pres

Cost Proposal

B40 MS Street Presence Improvements

DATE: 5/28/2021

Job Number: 5293

CONTRACTOR: **CRW Industries Inc**

PCO #: **18**

PCO - CREDIT PROPOSAL - PRIME CONTRACTOR

DESCRIPTION OF CHANGE: Credit for bike enclosure scope.

ITEM DESCRIPTION	MATERIAL (sales tax included)				LABOR (fully encumbered)			EQUIPMENT (attach invoice)		
	QUANTITY	UNIT	UNIT COST	EXTENSION	QUANTITY HOURS	RATE	EXTENSION	QUANTITY	UNIT COST	EXTENSION
				$ -		$120.00	$ -			$ -
SUBTOTALS:				$ -			$ -			$ -

MATERIAL	$0.00
LABOR	$0.00
EQUIPMENT	$0.00
SUBTOTAL DIRECT COSTS	$0.00
PRIME CONTRACTOR SUBTOTAL	**$0.00**

Sub Contractor Costs from Attached Credit Proposal(s)

AAA Fence Company	$ (14,050.00)
SUBCONTRACTOR SUBTOTAL	**($14,050.00)**
PCO SUBTOTAL	**$ (14,050.00)**
TOTAL	**$ (14,050.00)**

PREPARED & SUBMITTED BY: Bill Burr

COMPANY: CRW TITLE: Pres

Cost Proposal

MarielSANTA CRUZ CITY SCHOOL DISTRICT

AGENDA ITEM: Dilbeck & Sons, Incorporated Proposal for Facilities Yard New Driveway Approach

MEETING DATE: June 16, 2021

FROM: Jim Monreal, Assistant Superintendent, Business Services

THROUGH: Kris Munro, Superintendent

RECOMMENDATION:
Approve Dilbeck & Sons, Incorporated proposal for Facilities yard driveway.

BACKGROUND:
This proposal consists of the widening of the driveway to align the driveway with the existing gates and to reconnect draining pipes for future parking lot drainage. The alignment of the current driveway is not easily accessible to large vehicles. This project was approved by the Board on January 13, 2021.

FISCAL IMPACT:
$40,309.60 Measure A Funds (Restricted), representing 1.17% of the Measure A District Set-Aside Budget
$3,500,000.00 is the total Measure A District Set-Aside

This work is in direct support of the following District goals and their corresponding metrics:

Goal #2: SCCS will create positive, engaging school environments that promote the development of cognitive skills and the social emotional well-being of all students.
Goal #5: SCCS will maintain a balanced budget and efficient and effective management.
Goal #6: SCCS will maintain strong communication and partnership with its diverse community.

Prepared by Trevor Miller, Director, Facility Services

P.O. Box 6088 *License No. 430708* *Telephone (831) 422-8213*
26 Quail Run Circle *Salinas, CA 93912* *Fax (831) 422-1882*

PROPOSAL SUBMITTED TO	PHONE	DATE
SANTA CRUZ CITY SCHOOLS	**831-429-3410**	**5/28/2021**
STREET	JOB NAME	
133 MISSION ST., SUITE 100	**NEW DRIVEWAY APPROACH**	
CITY, STATE AND ZIP CODE	JOB LOCATION	
SANTA CRUZ, CA 95060	**FACILITIES YARD - 536 PALM ST.**	
ARCHITECT		JOB PHONE
N/A		

We hereby submit specifications and estimates for:

1. **SAW CUT AT STREET AND CONCRETE FOR ALL NEW WORK.**
2. **DEMO & REMOVE CONCRETE & ASPHALT REQUIRED.**
3. **REMOVE ONE EXISTING TREE.**
4. **EXCAVATE DRIVEWAY & SIDEWALK AS REQUIRED.**
5. **PLACE NEW CURB DRAIN TO FACE OF CURB.**
6. **PLACE 6" BASEROCK OVER ALL NEW CONCRETE AREAS.**
7. **FORM FOR NEW CONCRETE IN TWO PHASES, TO KEEP DRIVEWAY OPEN.**
8. **INSTALL 30' OF CURB & GUTTER.**
9. **PLACE & FINISH NEW 6" CONCRETE WALK & DRIVEWAY APPROACH, INCLUDING REBAR.**
10. **PATCH BACK AT STREET AS NEEDED.**
11. **PROVIDE TRAFFIC PLAN & PAY FOR ENCROACHMENT PERMIT.**

EXCLUDES: UNDERGROUND LINE LOCATING. PLANS, ENGINEERING, SURVEYING OR STAKING. GAS LINE WORK. TESTING OR TESTING FEES. PLUMBING, LANDSCAPING OR IRRIGATION. OTHER CITY PERMIT FEES. TEMPORARY SITE FENCING.

FOR BOND: ADD 1.9% TO PRICE ($751.60)

NOTE: OWNER TO PROVIDE ONSITE WATER. ANY REPAIR TO UNFORESEEN UNDERGROUND WILL BE A CHARGE TO OWNER ON TIME & MATERIALS.

"Contractors are required by law to be licensed and regulated by the Contractors' State License Board. Any questions concerning a contractor may be referred to the Registrar, Contractors' State License Board, P.O. Box 26000, Sacramento, CA 95826"

We propose hereby to furnish material and labor - complete in accordance with the above specifications, for the sum of:

THIRTY NINE THOUSAND FIVE HUNDRED FIFTY EIGHT DOLLARS ($39,558)

BASE BID ONLY

All material is guaranteed to be as specified. All work to be completed in a workmanlike manner according to standard practices. Any alteration or deviation from above specifications involving extra costs will be executed only upon written orders and will become an extra charge over and above the estimate. All agreements contingent upon strikes, accidents or delays beyond our control. Owner to carry fire, tornado and other necessary insurance. Our works are fully covered by Workmen's Compensation Insurance.

Authorized

Signature: *Jennifer Jaramillo*

Note: This proposal may be withdrawn by us if not accepted within _____days

ACCEPTANCE OF PROPOSAL - The above prices, specifications and conditions are satisfactory and are hereby accepted. You are authorized to do the work as specified. Payment will be made as outlined above.

Date of Acceptance: _____

Signature _____

Signature _____

SANTA CRUZ CITY SCHOOL DISTRICT

AGENDA ITEM: Curriculum Master Plan Update

MEETING DATE: June 16, 2021

FROM: Dorothy Coito, Assistant Superintendent of Educational Services

THROUGH: Kris Munro, Superintendent

RECOMMENDATION:
Approve the Curriculum Master Plan Update as presented.

BACKGROUND:
The purpose of the Santa Cruz City Schools Curriculum Master Plan is to provide clear direction for district curriculum and instructional focus for the next five years. Santa Cruz City Schools is implementing Multi-Tiered Systems of Support as a framework to ensure all students are in a supported learning environment that challenges and enables them to achieve their highest potential. As part of this framework, Santa Cruz City Schools' Tier 1 work is focused on ensuring a guaranteed viable curriculum for all students through high impact, evidence-based instructional practices and research-based social emotional support. In addition, we provide Tier 2 and Tier 3 academic and social emotional programs and support.

The Curriculum Master Plan is a part of our overall **Action Plan for Ensuring Excellence and Equity** and is built to support the Four Strategic Focus Areas of Academic Literacy, Mathematics, English Learner Progress, and School Connectedness, and outlines our district's needs in the following areas: ***curriculum, assessment, professional development*** and ***instructional technology***.

- The plan supports the needs of students and staff by ensuring there is appropriate funding for the **curricular materials** that are necessary to provide a guaranteed viable curriculum for all students.
- **Assessments** ensure that teachers are able to easily and comprehensively assess the skill levels of their students, and use the resulting data in refining their instructional practices.
- **Professional development** is key to increasing teacher knowledge and skill in instructional best practices leading to improved student outcomes.
- And **instructional technology** is an integral tool for educating students.

The Curriculum Master Plan has an accompanying budget that outlines the implementation of Common Core State Standards aligned curriculum, instructional materials, and the professional development needed to implement this curriculum. This plan is in alignment with the district's

six overarching goals and the ongoing efforts to develop a systematic model to support the success of all students.

Process and Timeline for Developing the Curriculum Master Plan:
The Curriculum Master Plan was first presented to the Board in Spring 2017 and continues to be a living document. Since its creation, it has undergone multiple iterations based on stakeholder input and ongoing updates and guidance from the California State Board of Education. Each year, the district works with staff to solicit stakeholder input to update the plan and budget. The updated plan and budget, presented here, has undergone massive revisions yet again as compared to last school year when we presented a plan that was cut down to the bare minimum due to the expected budget crisis. However, that budget crisis thankfully never came to fruition, and we now have the funds available to move forward with core curriculum, supplementary intervention curriculum, instructional technology and a comprehensive professional development plan.

Targeted Students:
The Curriculum Master Plan targets all Santa Cruz City Schools students at each grade level. There are specific sections of the plan that target English Learners, Students with Disabilities, and struggling learners (Tier 2 & 3 curriculum and programs).

Curriculum Master Plan Summary:
This plan is meant to be a living document. Budget costs in the out years are estimates, as prices may increase or decrease. Staff also expect that district needs may change for professional development as staff continue to work with Content and Curriculum teams and teachers.

Elementary Curriculum & Interventions
Within the curriculum and intervention budget there are a variety of resources that help in instructing children. Lexia and Zearn are Tier 1 programs for reading and math respectively. iReady math is an intervention platform to support students who need extra instruction in math. iStation is a program to support reading in Spanish for the students in the two way immersion program at DeLaveaga.

In addition, the plan includes new curriculum resource adoptions in the future. The plan includes both a History/Social Science and new math adoption. Each adoption can be upwards of $400,000 and it is important to plan for those costs in the future years. Consumables costs for the new adoptions will depend on how many years of licensing are purchased with the initial adoption. Most companies allow districts to purchase 8 years of consumables, but the cost can be prohibitive, resulting in the need for money for consumables in the out years. We currently purchase consumable workbooks for *Eureka Math* and *Benchmark Workshop* yearly to supplement our initial purchase.

Elementary Assessment
Formative and summative assessments identify what students have learned and where they have gaps in their learning. In the next year, staff will be revising common district assessments in math, reading, and writing, as well as adding assessments for science and History/Social Science in coming years. The costs in this category are all for digital common assessment software.

iReady Diagnostic assessments will be used grades 1st-5th three times per year in reading and math. The results of these assessments will be used to determine intervention needs for students, and to guide teachers in determining next steps in their instruction.

ESGI is used by TK- 1st grade teachers to administer 1 to 1 assessments, such as mastery of letters, numbers, counting, etc. The Curriculum and Assessment Team will determine if there is a need to continue to use this software in future years. It is anticipated that assessment costs may increase as the Curriculum and Assessment Team refines current assessments and makes additions.

Elementary Professional Development
High quality professional development is key to student success. Over the next five years, staff will engage in a variety of professional learning experiences in math, literacy, history, science and social-science.

Early in 2021, staff will focus on math and how to incorporate past standards in the current year to boost learning for students after the pandemic. Teachers will be offered the opportunity to attend Be GLAD summer training, to learn strategies for supporting English Learners. The Computer Science TOSA will continue to work with elementary teachers to integrate computer science into their curriculum in creative ways.

In 2022-23, staff will begin a series of coaching and lesson study cycles. Using the expertise of the ELD TOSA, the Math and English Language Arts RtI coordinators, and some outside professional development vendors, teachers will be released by grade levels to write model lessons, watch one another teach the lesson, and evaluate the effectiveness of the lessons for students. Based on the learnings from that lesson, the team will make new goals to take back to their own classrooms to work with students. This model of lesson study and coaching has been proven to be effective in creating excellence in a number of districts with demographics similar to SCCS.

In 2023 and beyond, staff will need to focus on training for the new history /social science adoption, working with the new math framework, and continuing the cycles of coaching in math, ELA, and ELD. It is expected that these plans may change in the out years as the Curriculum and Assessment team continues to work to refine practices, adopt new materials,

and recommend professional development for our teachers. Educational Services will also continue the practice of surveying teachers on their needs in professional development.

Elementary and Secondary Instructional Technology

For one year, the district will continue to fund Hot Spots for families to ensure that should there be further pandemic issues, and a need to go back to a distance learning format, all students will be prepared with the technology they need. Students will keep their current chromebooks to ensure home access. We have built in a chromebook refresh cycle to the budget, as we will need to make sure that there is money set aside to replace chromebooks as they age out and are no longer supported.

The Tech Coaches will continue to be an integral part of our system next year as they will support teachers and staff in the transition to a new student information system, and continue to provide tech support on site. The Technology Task Force will convene to review and rewrite our District Technology Plan. The out years of the Curriculum Master Plan will be updated once the District Technology Plan is revised.

The Ed tech tools that are listed were identified by teachers as tools that they used during distance learning, and would like to continue to use as in person learning resumes. These tech tools will be evaluated yearly.

Secondary Curriculum & Interventions

The secondary district curriculum adoption plan puts all core content areas on an 8-10 year adoption cycle, which is in alignment with best practice. New curriculum is needed every 8-10 years in order to stay current with best instructional practices, updated state standards and frameworks, and updated content information. An 8-10 year adoption cycle means that every other year the secondary district needs approximately $600,000 for a new curriculum adoption. The current cycle for curriculum adoptions is as follows: English Language Arts/ELD (2021-2022), Math (2023-2024), World Language (2025-26), Science (2027-28), History Social Science (2029-30). In addition to these major content area curriculum adoptions, there are annual curriculum costs for interventions (e.g., Read 180, Achieve 3000, Learning Ally) as well as for supplemental curriculum for Newcomer English Language Learners (Rosetta Stone). Additionally, online curriculum for credit recovery and A-G independent studies curriculum is part of the curriculum plan. Currently Edgenuity is the district's online, standards aligned A-G curriculum for credit recovery & independent studies grades 6-12.

Secondary Assessment

As part of our MTSS system, one of the ways staff monitors student growth and progress is by using assessments called universal screeners. Middle School will continue to use iReady Diagnostic assessments 2-3 times each school year (fall, winter, & spring) as the district's universal screeners. High School will return to MAP testing in 9th & 10th grade English courses and in Integrated 1, 2, & 3 Math courses 3 times each school year (fall, winter, spring). Both of

these assessment systems are norm referenced, meaning they are based on comprehensive data sets from a wide range of students and are valid assessments. They are also computer adaptive assessments, which means they adjust in level of difficulty as the students answer. If a student gets an answer correct, the test adjusts and gets more challenging. If the student answers incorrectly, the test adjusts and gets easier. This is the same style of assessment as part of the annual California State Assessments students take at the end of each year which are also norm referenced and computer adaptive.

Secondary Professional Development

The 5-year secondary district professional development plan focuses on both district-wide professional development foci as well as specific content area professional development. The district-wide professional development focus is on the following: Universal Design for Learning, high impact instructional strategies (Visible Learning), Integrated ELD instructional strategies, being an Anti-Racist educator, Grading Practices and Policies and Restorative Justice practices in high school and Positive Behavior Intervention and Support in middle school.

The content area specific professional development (PD) portion of the plan sets aside money for content area teachers to attend professional development specific to their content area as well as includes money for the district Secondary Curriculum and Assessment Leadership Teams to collaborate and build collective knowledge and consensus on Essential Standards, Scope & Sequence, and common district wide assessments focused on the Essential Standards for each course. Rigorous Curriculum Design, a high quality PD provider, will provide PD to the Secondary Curriculum and Assessment Leadership Teams to provide a solid foundation and practical tools for engaging in this work. In addition, Baysci, one of the county's former curriculum and instruction partners from UC Berkeley's NGSS curriculum and instruction experts out Laurence Hall of Science will provide additional training and facilitation to the Secondary Science Leadership Team.

Additionally, Teachers on Special Assignment (TOSAs) are part of this plan to support the implementation of new and updated California State Standards and Frameworks. TOSAs will support the instructional shifts needed to implement new standards and framework by providing training, support lesson study, instructional coaching cycles, and leadership to support new curriculum adoptions. It is expected that these plans may change and become more defined in the out years as the Curriculum and Assessment team continues to work to refine instructional practices, adopt new materials, and recommend professional development for our teachers. The Educational Services team will also continue the practice of surveying teachers on their needs in professional development.

FISCAL IMPACT:

Summary of Curriculum Master Plan Budget

Curriculum Master Plan Budget Summary				
Elementary	Curriculum	Assessment	Professional Development	Elementary and Secondary Instructional technology
2021-22	$200,983	$19,334	$89,000	$354,800
2022-23	$586,809	$19,334	$84,783	$200,000
2023-24	$184,509	$19,334	$65,000	$200,000
2024-25	$544,509	$19,334	$28,000	$200,000
2025-26	$184,509	$19,334	$23,000	$200,000
Totals	$1,701,319	$96,670	$289,783	$1,154,800
Secondary	Curriculum	Assessment	Professional Development	
2021-22	$624,750	$35,000	$913,751	
2022-23	$124,000	$35,000	$827,519	
2023-24	$661,000	$35,000	$760,519	
2024-25	$61,000	$35,000	$463,334	
2025-26	$461,000	$35,000	$213,334	
Totals	$1,931,750	$175,000	$3,178,457	

This work is in direct support of the following District goals and their corresponding metrics:

Goal #1: All Santa Cruz City Schools students will be prepared to successfully access post-secondary college and career opportunities.
Goal #2: SCCS will create positive, engaging school environments that promote the development of cognitive skills and the social emotional well-being of all students.
Goal #3: We will eliminate the achievement gaps that currently exist between demographic groups within the SCCS student community.
Goal #4: We will develop a highly collaborative, professional culture focused on supporting effective teaching.
Goal #5: SCCS will maintain a balanced budget and efficient and effective management.

AGENDA ITEM: 8.5.1.1.

Curriculum Master Plan Update

16 June 2021

Curriculum Master Plan Basic Info

Guides our district curriculum & professional development foci over the next five years

Living document that gets revisited and revised throughout the year based on stakeholder input

Goal 1: All Santa Cruz City Schools students will be prepared to successfully access post-secondary college and career opportunities.

Goal 2: SCCS will create positive, engaging school environments that promote the development of cognitive skills and the social emotional well-being of all students.

Goal 3: We will eliminate the achievement gaps that currently exist between demographic groups within the SCCS school community.

Goal 4: We will develop a highly collaborative, professional culture focused on supporting effective teaching.

Curriculum & Intervention

Elementary

- Math and Literacy Digital software for Tier 1 instruction
- Math digital software for math intervention
- Upcoming adoptions for History Social-Science and Math
- Consumable materials for math, literacy and science

Secondary

- 8-10 Year Curriculum Adoption Cycle
- Adopting a new curriculum every other year
- 21-22 English Language Arts & Designated English Language Development curriculum adoptions
- 23-24 Math curriculum adoption (new framework)
- Intervention & supplemental curriculum (e.g., Learning Ally, Rosetta Stone)

Assessment

Universal Screeners: Essential component of progress monitoring student growth

Elementary

- Gault, Westlake, Bay View and De Laveaga-- iReady reading and math diagnostic
- Monarch-- NWEA MAP
- Fountas and Pinnell Reading assessment K-2

Secondary

- Middle School - iReady Diagnostic Assessments
- High School - MAP Assessments

Professional Development

TK-12 PD Areas of Focus:

- Integrated & Designated ELD
- Curriculum & Assessment Leadership Teams
- High Impact Instructional Strategies - Hattie's Visible Learning
- Universal Design for Learning
- Being a Culturally Relevant and Inclusive Instruction educator

Elementary District PD Areas of Focus:

- High impact strategies for math and literacy
- Guided Language Acquisition Training (GLAD)
- Teachers participate in lesson study and coaching cycles in ELD, Math and Literacy

Secondary District PD Areas of Focus:

- Professional Learning Communities
- Grading Practices & Policies
- Restorative Justice (HS) & Positive Behavior Intervention & Support (MS)
- Content Area Specific PD

Instructional Technology

Elementary and Secondary Instructional Technology

- Continue to provide:
  - Hot Spots
  - Chromebooks
- Chromebook Refresh Cycle
- Tech Coaches to support teachers
- Technology Task Force to update District Technology Plan
- Ed Tech Tools

Total Curriculum Master Plan Costs for the Next 5 Years...

Elementary and Secondary	Yearly Totals Expenditures	Yearly Restricted Resources	Yearly LCFF Base
2021-22	$2,237,618	$1,537,618	$700,000
2022-23	$1,877,445	$1,277,445	$600,000
2023-24	$1,925,362	$1,125,362	$800,000
2024-25	$1,351,177	$296,334	$1,054,843
2025-26	$1,136,177	$168,334	$967,843

Questions?

Curriculum Master Plan Budget Summary

Elementary	Curriculum	Assessment	Professional Development	Elementary and Secondary Instructional technology
2021-22	$200,983	$19,334	$89,000	$354,800
2022-23	$586,809	$19,334	$84,783	$200,000
2023-24	$184,509	$19,334	$65,000	$200,000
2024-25	$544,509	$19,334	$28,000	$200,000
2025-26	$184,509	$19,334	$23,000	$200,000
Totals	$1,701,319	$96,670	$289,783	$1,154,800

Secondary	Curriculum	Assessment	Professional Development
2021-22	$624,750	$35,000	$913,751
2022-23	$124,000	$35,000	$827,519
2023-24	$661,000	$35,000	$760,519
2024-25	$61,000	$35,000	$463,334
2025-26	$461,000	$35,000	$213,334
Totals	$1,931,750	$175,000	$3,178,457

Elementary and Secondary	Yearly Totals Expenditures	Yearly Restricted Resources	Yearly LCFF Base
2021-22	$2,237,618	$1,537,618	$700,000
2022-23	$1,877,445	$1,277,445	$600,000
2023-24	$1,925,362	$1,125,362	$800,000
2024-25	$1,351,177	$296,334	$1,054,843
2025-26	$1,136,177	$168,334	$967,843

ELEMENTARY CURRICULUM		
2021-22		
Item	**Cost**	**Funding Source**
Lexia Reading Software	$75,000	SB86
Zearn Math Software	$15,000	SB86
iReady Math intervention software	$31,809	SB86
Eureka Math Workbooks	$40,000	Lottery
Benchmark Workshop English Language Arts consumables	$25,000	Lottery
FOSS kit refills	$6,000	Lottery
iStation Reading in Spanish (DLV-TWI)	$8,174	SB86
2021-22 Total Cost	**$200,983**	
2022-23		
Item	**Cost**	**Funding Source**
Lexia	$75,000	SB86
Zearn	$15,000	SB86
iReady Math intervention software	$31,809	SB86
History-Social Science adoption	$400,000	Base
Eureka Math Workbooks	$40,000	Lottery
Benchmark Workshop English Language Arts consumables	$25,000	Lottery
FOSS kit refills	$6,000	Lottery
iStation Reading in Spanish (DLV-TWI)	$8,174	SB86
2022-23 Total Cost	**$586,809**	
2023-24		
Item	**Cost**	**Funding Source**
Lexia	$72,700	SB86
Zearn	$15,000	SB86
iReady Math intervention software	$31,809	SB86
Eureka Math Workbooks	$40,000	Lottery
Benchmark Workshop English Language Arts consumables	$25,000	Lottery
FOSS kit refills	$6,000	Lottery
iStation Reading in Spanish (DLV-TWI)	$8,174	SB86
2023-24 Total Cost	**$184,509**	
2024-25		
Item	**Cost**	**Funding Source**
Lexia	$72,700	LCFF Base
Zearn	$15,000	LCFF Base
iReady Math intervention software	$31,809	LCFF Base
Benchmark Workshop English Language Arts consumables	$25,000	Lottery
Math curriculum adoption	$400,000	LCFF Base
iStation Reading in Spanish (DLV-TWI)	$8,174	SB86
FOSS kit refills	$6,000	Lottery
2024-25 Total Cost	**$544,509**	
2025-26		
Item	**Cost**	**Funding Source**
Lexia	$72,700	LCFF Base
Zearn	$15,000	LCFF Base
iReady Math intervention software	$31,809	LCFF Base
Math consumables	$40,000	Lottery
Benchmark Workshop English Language Arts consumables	$25,000	Lottery
iStation Reading in Spanish (DLV-TWI)	$8,174	SB86
FOSS kit refills	$6,000	Lottery
2025-26 Total Cost	**$184,509**	

ELEMENTARY 5 YEAR CURRICULUM SUMMARY

Within the curriculum and intervention budget there are a variety of resources that help in instructing children. Lexia and Zearn are Tier 1 programs for reading and math respectively. iReady math is an intervention platform to support students who need extra instruction in math. iStation is a program to support reading in Spanish for the students in the two way immersion program at DeLaveaga.

In addition, the plan includes new curriculum resource adoptions in the future. The plan includes both a History/Social Science and new math adoption. Each adoption can be upwards of $400,000 and it is important to plan for those costs in the future years. Consumables costs for the new adoptions will depend on how many years of licensing are purchased with the initial adoption. Most companies allow districts to purchase 8 years of consumables, but the cost can be prohibitive, resulting in the need for money for consumables in the out years. We currently purchase consumable workbooks for Eureka Math and Benchmark Workshop yearly to supplement our initial purchase.

ELEMENTARY ASSESSMENT		
2021-22		
Item	**Cost**	**Funding Source**
iReady math and reading diagnostic	$11,052	SB 86
Educational Software for Guiding Instruction (ESGI)	$8,282	ESSER 3
2021-22 Total Cost	**$19,334**	
2022-23		
Item	**Cost**	**Funding Source**
iReady math and reading diagnostic	$11,052	SB 86
Educational Software for Guiding Instruction (ESGI)	$8,282	ESSER 3
2022-23 Total Cost	**$19,334**	
2023-24		
Item	**Cost**	**Funding Source**
iReady math and reading diagnostic	$11,052	SB 86
Educational Software for Guiding Instruction (ESGI)	$8,282	ESSER 3
2023-24 Total Cost	**$19,334**	
2024-25		
Item	**Cost**	**Funding Source**
iReady math and reading diagnostic	$11,052	LCFF Base
Educational Software for Guiding Instruction (ESGI)	$8,282	LCFF Base
2024-25 Total Cost	**$19,334**	
2025-26		
Item	**Cost**	**Funding Source**
iReady math and reading diagnostic	$11,052	LCFF Base
Educational Software for Guiding Instruction (ESGI)	$8,282	LCFF Base
2025-26 Total Cost	**$19,334**	

ELEMENTARY 5 YEAR ASSESSMENT SUMMARY

Formative and summative assessments identify what students have learned and where they have gaps in their learning. In the next year, staff will be revising common district assessments in math, reading, and writing, as well as adding assessments for science and History/Social Science in coming years. The costs in this category are all for digital common assessment software.

iReady Diagnostic assessments will be used grades 1st-5th three times per year in reading and math. The results of these assessments will be used to determine intervention needs for students, and to guide teachers in determining next steps in their instruction.

ESGI is used by TK- 1st grade teachers to administer 1 to 1 assessments, such as mastery of letters, numbers, counting, etc. The Curriculum and Assessment Team will determine if there is a need to continue to use this software in future years. It is anticipated that assessment costs may increase as the Curriculum and Assessment Team refines current assessments and makes additions.

ELEMENTARY PROFESSIONAL DEVELOPMENT			
2021-22			**ELEMENTARY 5 YEAR PROFESSIONAL DEVELOPMENT SUMMARY**
Item	**Cost**	**Funding Source**	
Guided Language Acquisition Instruction (GLAD) training K-2 (summer 2022)	$35,000	ESSER3	
Renewing math learning 4th-5th-- iReady	$2,500	ESSER2	High quality professional development is key to student success. Over the next five years, staff will engage in a variety of professional learning experiences in math, literacy, history, science and social-science.
Math workshop and number talks	$7,500	ESSER2	
Blended Literacy Model Training	$12,000	ESSER2	
Curriculum and Assessment Team	$27,000	ESSER2	
Computer Science Integration with the Computer Science TOSA	$5,000	CS for all grant	
2021-22 Total Cost	**$89,000**		Early in 2021, staff will focus on math and how to incorporate past standards in the current year to boost learning for students after the pandemic. Teachers will be offered the opportunity to attend Be GLAD summer training, to learn strategies for supporting English Learners. The Computer Science TOSA will continue to work with elementary teachers to integrate computer science into their curriculum in creative ways.
2022-23			
Item	**Cost**	**Funding Source**	
Guided Language Acquisition Instruction (GLAD) training 3-5 (summer 2023)	$25,000	Title III	
Writer's workshop	$6,000	ESSER2	
Blended Literacy Model	$11,783	ESSER2	
Curriculum and Assessment Team	$27,000	ESSER2	
Math Workshop	$10,000	ESSER2	
New Math Framework	$5,000	ESSER2	
Elementary English Language Development TOSA	$100,000	ESSER2	
Release time for teacher to participate in lesson study and coaching cycles in ELD, Math and Literacy	$15,000	ESSER2	
Extra hourly for RtI coordinators and TOSA's to plan coaching cycles and lesson study	$8,000	ESSER2	In 2022-23, staff will begin a series of coaching and lesson study cycles. Using the expertise of the ELD TOSA, the Math and English Language Arts RtI coordinators, and some outside professional development vendors, teachers will be released by grade levels to write model lessons, watch one another teach the lesson, and evaluate the effectiveness of the lessons for students. Based on the learnings from that lesson, the team will make new goals to take back to their own classrooms to work with students. This model of lesson study and coaching has been proven to be effective in creating excellence in a number of districts with demographics similar to SCCS.
2022-23 Total Cost	**$84,783**		
2023-24			
Item	**Cost**	**Funding Source**	
New Math Framework Training	$10,000	ESSER2	
History-Social Studies Adoption Training	$5,000	ESSER2	
Curriculum and Assessment team	$27,000	LCFF Base	
Release time for teacher to participate in lesson study and coaching cycles in ELD, Math and Literacy	$15,000	Title II	
Extra hourly for RtI coordinators and TOSA's to plan coaching cycles and lesson study	$8,000	Title II	
2023-24 Total Cost	**$65,000**		
2024-25			
Item	**Cost**	**Funding Source**	
Math Adoption Training	$5,000	Title II	In 2023 and beyond, staff will need to focus on training for the new history /social science adoption, working with the new math framework, and continuing the cycles of coaching in math, ELA, and ELD. It is expected that these plans may change in the out years as the Curriculum and Assessment team continues to work to refine practices, adopt new materials, and recommend professional development for our teachers. Educational Services will also continue the practice of surveying teachers on their needs in professional development.
Release time for teacher to participate in lesson study and coaching cycles in ELD, Math and Literacy	$15,000	Title II	
Extra hourly for RtI coordinators and TOSA's to plan coaching cycles and lesson study	$8,000	Title II	
2024-25 Total Cost	**$28,000**		
2025-26			
Item	**Cost**	**Funding Source**	
Release time for teacher to participate in lesson study and coaching cycles in ELD, Math and Literacy	$15,000	Title II	
Extra hourly for RtI coordinators and TOSA's to plan coaching cycles and lesson study	$8,000	Title II	
2025-26 Total Cost	**$23,000**		

ELEMENTARY AND SECONDARY INSTRUCTIONAL TECHNOLOGY		
2021-22		
Item	**Cost**	**Funding Source**
Hot Spots	$132,300	SB86
Chromebook Refresh	$200,000	LCFF Base
Tech Coach Stipend	$22,500	CS Grant
Pear Deck - Edtech Tool	$12,246	ESSER 3
Screencastify - Ed Tech Tool	$9,000	ESSER 3
Google Classroom upgrade - Ed Tech Tool	$8,016	ESSER 3
SeeSaw-- Ed tech tool	$3,000	ESSER 3
EdPuzzle- Ed tech tool	$5,200	ESSER 3
EquatIO- Edtech tool	$4,400	ESSER3
2021-22 Total Cost	**$354,800**	
2022-23		
Item	**Cost**	**Funding Source**
Chromebooks Refresh	$200,000	LCFF Base
2022-23 Total Cost	**$200,000**	
2023-24		
Item	**Cost**	**Funding Source**
Chromebooks Refresh	$200,000	LCFF Base
2023-24 Total Cost	**$200,000**	
2024-25		
Item	**Cost**	**Funding Source**
Chromebooks Refresh	$200,000	LCFF Base
2024-25 Total Cost	**$200,000**	
2025-26		
Item	**Cost**	**Funding Source**
Chromebooks Refresh	$200,000	LCFF Base
2025-26 Total Cost	**$200,000**	

ELEMENTARY AND SECONDARY INSTRUCTIONAL TECHNOLOGY SUMMARY

For one year we will continue to fund Hot Spots for families. We want to ensure that should there be further pandemic issues, and we need to go back to a distance learning format, all students will be prepared with the technology they need. Students will keep their current chromebooks to ensure home access. We have built in a chromebook refresh cycle to the budget, as we will need to make sure that there is money set aside to replace chromebooks as they age out and are no longer supported. The Tech Coaches will be an integral part of our system next year as they will support teachers and staff as we move to a new student information system, and continue to provide tech support on site. We will convene a Technology Task Force to review and rewrite our District Technology Plan, so we have not built out items for the future years. This will be developed with the task force. The Ed tech tools that are listed were identified by teachers as tools that they used during distance learning, but would like to continue to use even as in person learning resumes. We will evaluate the purchase of these items yearly.

SECONDARY CURRICULUM & INTERVENTIONS		
2021-22		
Item	**Cost**	**Funding Source**
High School English Adoption	$400,000	LCFF Base
Middle School English Language Arts Curriculum Mapping	$15,000	ESSER 3
Designated ELD Curriculum Review & Possible Adoption	$100,000	LCFF Base
Middle School Reading Intervention Curriculum (e.g., Read 180, Achieve 3000)	$15,000	SB86
Rosetta Stone - Newcomer ELL	$10,000	Title III
Middle School iReady Math	$48,000	ESSER 3
Learning Ally - Reading Support	$18,000	ESSER 3
Edgenuity - Credit Recovery & Independent Studies	$18,750	SB86
2021-22 Total Cost	**$624,750**	
2022-23		
Item	**Cost**	**Funding Source**
Middle School Reading Intervention Curriculum (e.g., Read 180, Achieve 3000)	$15,000	ESSER 2
Middle School English Curriculum Mapping	$15,000	ESSER 3
Rosetta Stone	$10,000	Title III
MS iReady Math	$48,000	ESSER 3
Learning Ally - Reading	$18,000	ESSER 3
Edgenuity - Credit Recovery & Independent Studies	$18,000	ESSER 3
2022-23 Total Cost	**$124,000**	
2023-24		
Item	**Cost**	**Funding Source**
MS & HS Math Curriculum Review & Possible New Adoption	$600,000	LCFF Base
Middle School Reading Intervention Curriculum (e.g., Read 180, Achieve 3000)	$15,000	ESSER 3
Rosetta Stone	$10,000	Title III
Learning Ally - Reading	$18,000	ESSER 3
Edgenuity - Credit Recovery & Independent Studies	$18,000	ESSER 3
2023-24 Total Cost	**$661,000**	
2024-25		
Item	**Cost**	**Funding Source**
Middle School Reading Intervention Curriculum (e.g., Read 180, Achieve 3000)	$15,000	LCFF Base
Rosetta Stone	$10,000	Title III
Learning Ally - Reading	$18,000	LCFF Base
Edgenuity - Credit Recovery & Independent Studies	$18,000	LCFF Base
2024-25 Total Cost	**$61,000**	
2025-26		
Item	**Cost**	**Funding Source**
World Language Adoption	$400,000	LCFF Base
Middle School Reading Intervention Curriculum (e.g., Read 180, Achieve 3000)	$15,000	LCFF Base
Rosetta Stone	$10,000	Title III
Learning Ally - Reading	$18,000	LCFF Base
Edgenuity - Credit Recovery & Independent Studies	$18,000	LCFF Base

SECONDARY 5 YEAR CURRICULUM SUMMARY

The secondary district curriculum adoption plan puts all core content areas on an 8-10 year adoption cycle, which is in alignment with best practice. New curriculum is needed every 8-10 years in order to stay current with best instructional practices, updated state standards and frameworks, and updated content information. An 8-10 year adoption cycle means that every other year the secondary district needs approximately $600,000 for a new curriculum adoption. The current cycle for curriculum adoptions is as follows: English Language Arts/ELD (2021-2022), Math (2023-2024), World Language (2025-26), Science (2027-28), History Social Science (2029-30). In addition to these major content area curriculum adoptions, there are annual curriculum costs for interventions (e.g., Read 180, Achieve 3000, Learning Ally) as well as for supplemental curriculum for Newcomer English Language Learners (Rosetta Stone). Additionally, online curriculum for credit recovery and A-G independent studies curriculum is part of the curriculum plan. Currently Edgenuity is the district's online, standards aligned A-G curriculum for credit recovery & independent studies grades 6-12.

2025-26 Total Cost	**$461,000**		

SECONDARY ASSESSMENT			
2021-22			**SECONDARY 5 YEAR ASSESSMENT SUMMARY**
Item	**Cost**	**Funding Source**	
MS iReady - Reading	$9,000	ESSER 3	As part of our MTSS system, one of the ways staff monitors student growth and progress is by using assessments called universal screeners. Middle School will continue to use iReady Diagnostic assessments 2-3 times each school year (fall, winter, & spring) as the district's universal screeners. High School will return to MAP testing in 9th & 10th grade English courses and in Integrated 1, 2, & 3 Math courses 3 times each school year (fall, winter, spring). Both of these assessment systems are norm referenced, meaning they are based on comprehensive data sets from a wide range of students and are valid assessments. They are also computer adaptive assessments, which means they adjust in level of difficulty as the students answer. If a student gets an answer correct, the test adjusts and gets more challenging. If the student answers incorrectly, the test adjusts and gets easier. This is the same style of assessment as part of the annual California State Assessments students take at the end of each year which are also norm referenced and computer adaptive.
HS MAP - Reading & Math	$26,000	ESSER 3	
2021-22 Total Cost	**$35,000**		
2022-23			
Item	**Cost**	**Funding Source**	
MS iReady - Reading	$9,000	ESSER 3	
HS MAP - Reading & Math	$26,000	ESSER 3	
2022-23 Total Cost	**$35,000**		
2023-24			
Item	**Cost**	**Funding Source**	
MS iReady - Reading	$9,000	ESSER 3	
HS MAP - Reading & Math	$26,000	ESSER 3	
2023-24 Total Cost	**$35,000**		
2024-25			
Item	**Cost**	**Funding Source**	
MS iReady - Reading	$9,000	LCFF Base	
HS MAP - Reading & Math	$26,000	LCFF Base	
2024-25 Total Cost	**$35,000**		
2025-26			
Item	**Cost**	**Funding Source**	
MS iReady - Reading	$9,000	LCFF Base	
HS MAP - Reading & Math	$26,000	LCFF Base	
2025-26 Total Cost	**$35,000**		

SECONDARY PROFESSIONAL DEVELOPMENT			
2021-22			**SECONDARY 5 YEAR PROFESSIONAL DEVELOPMENT SUMMARY**
Item	**Cost**	**Funding Source**	
Integrated ELD & Designated ELD	$26,439	Title III	The 5 year secondary district professional development plan focuses on both district-wide professional development foci as well as specific content area professional development. The district-wide professional development focus is on the following: Universal Design for Learning, high impact instructional strategies (Visible Learning), Integrated ELD instructional strategies, being an Anti-Racist educator, Grading Practices and Policies and Restorative Justice practices in high school and Positive Behavior Intervention and Support in middle school. The content area specific professional development (PD) portion of the plan sets aside money for content area teachers to attend professional development specific to their content area as well as includes money for the district Secondary Curriculum and Assessment Leadership Teams to collaborate and build collective knowledge and consensus on Essential Standards, Scope & Sequence, and common district wide assessments focused on the Essential Standards for each course. Rigorous Curriculum Design, a high quality PD provider, will provide PD to the Secondary Curriculum and Assessment Leadership Teams to provide a solid foundation and practical tools for engaging in this work. In addition, Baysci, one of the county's former curriculum and instruction partners from UC Berkeley's NGSS curriculum and instruction experts out Laurence Hall of Science will provide additional training and facilitation to the Secondary Science Leadership Team. Additionally, Teachers on Special Assignment (TOSAs) are part of this plan to support the implementation of new and updated California State Standards and Frameworks. TOSAs will support the instructional shifts needed to implement new standards and framework by providing training, support lesson study, instructional coaching cycles, and leadership to support new curriculum adoptions. It is expected that these plans may change and become more defined in the out years as the Curriculum and Assessment team
	$65,000	Title I	
	$17,000	Title IV	
Universal Design for Learning (UDL)	$13,334	ESSER 3	
High Impact Instructional Practices PD - Hattie's Visible Learning	$6,666	ESSER 3	
Professional Learning Community PD	$50,000	ESSER 3	
Grading Practices and Policies	$40,000	SB86 7425	
Culturally Relevant & Inclusive Instruction/Being an Anti-rascist educator	$20,000	SB86 7425	
Positive Behavior Interventions & Support (PBIS) - Middle School	$30,000	SB86 7425	
	$10,000	Title IV	
Restorative Justice & Trauma Informed Practices - High School	$20,000	ESSER 3	
Curriculum & Assessment Leadership Teams in Core Content Areas (ELA, ELD, Math, Science) - approximately 40 high school teachers and 20 middle school teachers @ 50 hours	$120,000	SB86 / ESSER 3	
Rigorous Curriculum Design - Contract for Services to provide PD to Curriculum & Assessment Leadership Teams	$20,000	SB86 / ESSER 3	
BaySci - The Laurence Hall of Science, UC Berkeley - Contract for Services to provide PD and facilitation to the Science Leadership Team	$15,000	SB86 / ESSER 3	
.6 FTE History Social Science TOSA	$70,000	Title IV	
1.0 FTE Career Technical Education TOSA	$120,000	CTEIG	
.5 FTE CS for All TOSA	$60,000	CS for All NSF Gran	
.6 FTE ELD TOSA	$70,000	Title III	
Math PD	$33,333	ESSER 3	
World Language PD	$21,666	ESSER 3	
Middle School Science PD	$25,000	ESSER 3	
High School Science PD	$13,647	Title I	
History Social Science PD	$20,000	ESSER 3	
English Language Arts PD	$26,666	ESSER 3	
2021-22 Total Cost	**$913,751**		
2022-23			
Item	**Cost**	**Funding Source**	
Integrated ELD & Designated ELD	$47,000	ESSER 2	
Universal Design for Learning (UDL)	$13,334	ESSER 3	
High Impact Instructional Practices - Hattie's Visible Learning	$6,666	ESSER 3	
Culturally Relevant & Inclusive Instruction/Being an Anti-rascist educator	$20,000	SB86 7425	
Positive Behavior Interventions & Support (PBIS) - Middle School	$10,000	Title IV	

Restorative Justice & Trauma Informed Practices - High School	$20,000	ESSER 3
Curriculum & Assessment Leadership Teams in Core Content Areas (ELA, ELD, Math, Science) - approximately 40 high school teachers and 20 middle school teachers @ 50 hours	$120,000	SB86 / ESSER 3
Rigorous Curriculum Design - Contract for Services to provide PD to Curriculum & Assessment Leadership Teams	$20,000	SB86 / ESSER 3
BaySci - The Laurence Hall of Science, UC Berkeley - Contract for Services to provide PD and facilitation to the Science Leadership Team	$15,000	SB86 / ESSER 3
.6 FTE History Social Science TOSA	$70,000	Title IV
1.0 FTE Career Technical Education TOSA	$120,000	CTEIG
.5 FTE CS for All TOSA	$60,000	CS for All NSF Gran
.6 FTE ELD TOSA	$70,000	Title III
1.0 FTE Math TOSA	$118,854	ESSER 3
Math PD	$33,333	ESSER 3
World Language PD	$21,666	ESSER 3
School Science PD	$15,000	ESSER 3
History Social Science PD	$20,000	ESSER 3
English Language Arts PD	$26,666	ESSER 3
2022-23 Total Cost	**$827,519**	
2023-24		
Item	**Cost**	**Funding Source**
Integrated ELD & Designated ELD	$45,000	ESSER 3
Universal Design for Learning (UDL)	$13,334	ESSER 3
High Impact Instructional Practices - Hattie's Visible Learning	$6,666	ESSER 3
Restorative Justice & Trauma Informed Practices - High School	$20,000	ESSER 3
Positive Behavior Interventions & Support (PBIS) - Middle School	$10,000	Title IV
Curriculum & Assessment Leadership Teams in Core Content Areas (ELA, ELD, Math, Science) - approximately 40 high school teachers and 20 middle school teachers @ 50 hours	$120,000	SB86 / ESSER 3
Content area specific trainings for math, English Language Arts, Science, History Social Science, etc.	$60,000	Title I, Title II, LCFF
1.0 FTE Career Technical Education TOSA	$120,000	CTEIG
.5 FTE CS for All TOSA	$60,000	CS for All NSF Gran
.6 FTE ELD TOSA	$70,000	Title III
1.0 FTE Math TOSA	$118,854	ESSER 3
Math PD	$33,333	ESSER 3
World Language PD	$21,666	ESSER 3
School Science PD	$15,000	ESSER 3
History Social Science PD	$20,000	ESSER 3
English Language Arts PD	$26,666	ESSER 3

Curriculum and Assessment team continues to work to refine instructional practices, adopt new materials, and recommend professional development for our teachers. The Educational Services team will also continue the practice of surveying teachers on their needs in professional development.

2023-24 Total Cost	**$760,519**	
2024-25		
Item	**Cost**	**Funding Source**
Integrated ELD & Designated ELD	$10,000	Title III
Universal Design for Learning (UDL)	$13,334	TItle I
Positive Behavior Interventions & Support (PBIS) - Middle School	$10,000	Title IV
Curriculum & Assessment Leadership Teams in Core Content Areas (ELA, ELD, Math, Science) - approximately 40 high school teachers and 20 middle school teachers @ 50 hours	$120,000	LCFF Base
Content area specific trainings for math, English Language Arts, Science, History Social Science, etc.	$60,000	Title I, Title II, LCFF
1.0 FTE Career Technical Education TOSA	$120,000	CTEIG
.5 FTE CS for All TOSA	$60,000	CS for All NSF Gran
.6 FTE ELD TOSA	$70,000	Title III
2024-25 Total Cost	**$463,334**	
2025-26		
Item	**Cost**	**Funding Source**
Integrated ELD & Designated ELD	$10,000	Title III
Universal Design for Learning (UDL)	$13,334	TItle I
Positive Behavior Interventions & Support (PBIS) - Middle School	$10,000	Title IV
Curriculum & Assessment Leadership Teams in Core Content Areas (ELA, ELD, Math, Science) - approximately 40 high school teachers and 20 middle school teachers @ 50 hours	$120,000	LCFF Base
Content area specific trainings for math, English Language Arts, Science, History Social Science, etc.	$60,000	Title I, Title II, LCFF
2025-26 Total Cost	**$213,334**	

SANTA CRUZ CITY SCHOOL DISTRICT

AGENDA ITEM: 2021-2022 Local Control Accountability Plan Local Indicators

MEETING DATE: June 16, 2021

FROM: Dorothy Coito, Assistant Superintendent of Educational Services

THROUGH: Kris Munro, Superintendent

RECOMMENDATION:

Approve the Santa Cruz City Schools 2021-2022 Local Control Accountability Plan Local Indicators.

BACKGROUND:

The State Board of Education (SBE) approved standards for the local indicators that support a local educational agency (LEA) in measuring and reporting progress within the appropriate priority area. The approved performance standards require an LEA to:

- Annually measure its progress in meeting the requirements of the specific LCFF Priority.
- Report the results as part of a non-consent item at a regularly scheduled public meeting of the local governing board/body in conjunction with the adoption of the LCAP.
- Report results to the public through the Dashboard utilizing the State Board of Education-adopted self-reflection tools for each local indicator.

This annual compliance report is usually presented in the Fall, but due to changes in the Local Control Accountability (LCAP) timelines, the report on Local Indicators for the 21-22 LCAP coincides with the 21-22 LCAP approval.

The Local Indicators are as follows:
Priority 1: Basic Conditions at School
Priority 2: Implementation of State Academic Standards
Priority 3: Parent and Family Engagement
Priority 6: School Climate
Priority 7: Access to a Broad Course of Study

An LEA uses the State Board of Education-adopted self-reflection tools to report its progress through the Dashboard. For each of the Local Indicators, Santa Cruz City Schools has compiled evidence to substantiate meeting the criteria for each Indicator, including site Facility Inspection Tool facility reports, implementation of local assessments, evaluation of instructional materials, master schedule offerings, completion of Social Emotional Health surveys and calendared parent webinars and meetings throughout the 21-22 school year.

Priority 1: Basic Conditions of Schools

The LEA annually measures its progress in meeting the Williams settlement requirements at 100% at all of its school sites, as applicable, and promptly addresses any complaints or other deficiencies identified throughout the academic year, as applicable; the LEA then reports the results to its local governing board at a regularly scheduled meeting and to reports to stakeholders and the public through the Dashboard.

Appropriately Assigned Teachers, Access to Curriculum-Aligned Instructional Materials, and Safe, Clean and Functional School Facilities (LCFF Priority 1)

The charts below identify one teacher misassigned in the elementary district and four teachers misassigned in the secondary district. The elementary teacher was a long-term substitute on an emergency credential and did not have an English Learner authorization. In middle school, we had a math teacher on an emergency credential without an English Learner authorization, and he was in the process of completing his preliminary credential. In the high schools, there was one teacher on an emergency credential without an English Learner authorization and two teachers from out of state without English Learner authorizations. They are in the process of completing this authorization.

Elementary Teachers	Number	Percent
Misassignments of Teachers of English Learners	**1**	**1%**
Total Teacher Misassignments	**1**	**1%**
Vacant Teacher Positions	**0**	**0%**

Middle School Teachers	Number	Percent

Misassignments of Teachers of English Learners	**1**	**1%**
Total Teacher Misassignments	**1**	**1%**
Vacant Teacher Positions	**0**	**0%**

High School Teachers	Number	Percent
Misassignments of Teachers of English Learners	**3**	**1%**
Total Teacher Misassignments	**3**	**1%**
Vacant Teacher Positions	**0**	**0%**

Student Curriculum Access
Elementary: 0% of students were without access to curriculum
Secondary: 0% of students were without access to curriculum

Facilities
Each year, every site is inspected in eight areas: Systems (Gas, HVA, Mech, Sewer), Interior, Cleanliness, Electrical, Restroom, Safety, Structural and External. Schools are given a rating of poor, fair, or good in each of these eight instances, and then schools are given an overall rating that is “good”, “fair” or “poor.”

“Good” is defined as “The school is maintained in food repair with a number of non-critical deficiencies noted. These deficiencies are isolated, and /or resulting from minor wear and tear, and/or in the process of being mitigated.”

All 10 SCCS school sites had a “good” overall rating per FIT reports in November, 2020 (these ratings were included in the 20-21 School Accountability Report Card (SARC). There was one “fair” rating standard for Santa Cruz High School--Restrooms/Fountains: One of the sinks leaked

in a student restroom and there was a leaking urinal in the boy's locker room. Both issues have been addressed and repaired.

Priority 2: Implementation of State Academic Standards

Elementary

The following is an assessment of Santa Cruz City Schools' implementation of the Common Core State Standards in each content standard area:

English Language Arts: Our elementary teachers have Common Core aligned lessons. Elementary schools are implementing *Benchmark Workshop*, a Common Core aligned English Language Arts adoption that includes lessons in Readers Workshop, Writers Workshop and Phonics Workshop.

English Language Development: All English Language Development teachers have received professional development regarding the English Language Development standards and have implemented these into their instruction. All schools in the district have agreed to focus on moving towards an Integrated English Language Development approach over the next five years, meaning English Language Development standards, instructional strategies, and scaffolds and supports are used in all content areas by all teachers throughout the school. The district is currently planning on professional development and continued implementation of Integrated English Language Development. The new English Language Arts Adoption, *Benchmark Workshop*, contains a specific component, *Advanced Language Learning*, that is designed to be used with English Learner students in small group instruction.

Mathematics: Santa Cruz City elementary schools are in year five of Common Core State Standards curriculum and instruction using the Eureka Mathematics program. This year, elementary schools will be returning to a focus on math through professional development in math workshops, number talks, and power standards monitoring, and each elementary site will have an additional 1.0 Math Response to Intervention Coordinator.

Next Generation Science Standards: Santa Cruz City elementary schools are in year four of Next Generation Science Standards implementation. Teachers use the Full Option Science System Next Generation Science Kits for hands-on exploration in the classroom.

History-Social Science: Some professional development has been provided to support the implementation of the California Content Literacy Standards in history. As the new History standards were just adopted, this will be an area of focus over the next three to five years. We

will need to find a new history adoption as well as have professional development around the new standards.

Visual and Performing Arts: The district's credentialed visual and performing arts teachers follow the standards for their content area as well as the district curriculum master plan and are integrating integrated English Language Development into their respective courses. All elementary children receive art classes. Students in grade 3rd - 5th have music instruction and the ability to be a member of the band program.

Secondary

English Language Arts: Both Middle and High school English Language Arts teachers have Common Core aligned lessons and Scope and Sequences. The middle schools are in the process of creating a district middle school Common Core State Standards aligned curriculum map for each grade level. In addition, district middle school writing assessments modeled after CAASPP Performance Tasks have been implemented at each grade level.

English Language Development: All English Language Development teachers have received professional development regarding the English Language Development standards and have implemented these into their instruction. All schools in the district have agreed to focus on implementing Integrated English Language Development instructional strategies into each content area, specifically focusing parts of each lesson on the English Language Development standards. Instructional scaffolds and supports that specifically provide support for English Learners are used in all content areas by all teachers throughout the district.

Mathematics: Santa Cruz City Schools middle schools are in year eight and high school is in year five of College Preparatory Mathematics aligned Common Core State Standards curriculum and instruction. Every summer and during the school year math teachers participate in College Preparatory Mathematics and/or Silicon Valley Mathematics Initiative math training that is focused on Common Core State Standards.

Next Generation Science Standards: Santa Cruz City Schools has fully implemented the Next Generation Science Standards and standards aligned curriculum in every grade level and course. Lead science teachers have been established at each elementary, middle, and high school. The role of these leads are evolving to be responsible for determining and creating districtwide essential standards and common district assessments in each content area. Santa Cruz City Schools is part of a county-wide science initiative with the purpose of full

implementation of Next Generation Science Standards in elementary, middle, and high school classes.

History-Social Science: All secondary History-Social Science teachers have attended the History-Social Science Framework training offered in the local area and teachers participated in a textbook adoption process in the 20-21 school year resulting in the adoption of newly updated standards and framework aligned curriculum. Initial district wide implementation of this curriculum will occur in the 21-22 school year led by our .6FTE History Teacher on Special Assignment who will also support all History teachers in participating in Framework professional development.

Career Technical Education: Career Technical Education teachers and classes are aligned to the outlined state descriptions and teachers are working to incorporate the necessary Leadership standards. Santa Cruz City Schools are building as many Career Technical Education pathways as funds and instructors allow.

Health Education, Physical Education, Visual and Performing Arts, and World Language standards are followed in each of their respective courses.

Priority 3:

The pandemic has created opportunities for reimagining communication and community engagement. The district had to create new ways to connect with parents using online resources. To that end, we began to utilize new tools to solicit parent input including zoom meetings, webinars and ThoughtExchanges. Also new this year was utilization of Google Classroom reports to regularly communicate on students' work completion and progress.

One of the most significant challenges was ensuring that all families knew how to access these new virtual and online resources for communications. School sites provided small in-person parent trainings and Zoom trainings on using technology. The district also provided parents with trainings in Google Classroom and other online tools. However, we know there was a percentage of our population who struggled to access the school and district via technology.

The district also offered weekly parent networking and support meetings on Tuesday evenings in partnership with Positive Discipline Community Resources.

In January, the district hired a new Chief of Communications and Community Engagement. He has supported families with increased digital and in-person communication opportunities and improved our district website to make it easier to navigate and find information. Most recently, he has begun weekly video updates for parents on important districtwide information.

Parent education opportunities are also provided at both the site and district level -- One example is the annual Latino Role Models Conference sponsored in concert with Senderos. This inspiring event, conducted all in Spanish, provides parent education on college admissions, A-G completion, financial aid, and more. Another example is our weekly parent networking and support meetings on Tuesday evenings in partnership with Positive Discipline Community Resources. These meetings provided parents with tips and tools to help their students such as: how to manage distance learning and screen time, improving communication between parents and children, time management, relieving stress and mindfulness, exploring parenting styles, positive behavior and setting goals, etc.

Santa Cruz City Schools also gathered input from a variety of stakeholders to inform the 2021--2024 Local Control Accountability Plan January through May 2021. Throughout the 20-21 school year, SCCS gathered input from families, students and staff. Using a variety of tools, we were able to garner input from all groups. Our stakeholder input process included the following:

- LCAP Family, Student and Staff Surveys
- District Advisory Committee Meetings
- District English Language Advisory Committee (DELAC) LCAP Input Meeting
- Superintendent's Student Advisory on Race & Equity LCAP Input Meeting
- Parent Leader LCAP Input Meeting
- District Budget Advisory Committee LCAP Input Meeting
- LCAP Input Sessions in Middle and High School AVID and Leadership ClassesSenderos Parent Meeting
- Principal and Assistant Principal LCAP Input Meetings

Additionally, much input was gathered last fall and winter of 2020 from families, students and staff through various ThoughtExchanges, distance learning input meetings, and distance learning surveys and webinars. As this input explicitly communicated current and anticipated needs, and this data informed the writing of the 2021-2022 LCAP.

Stakeholder feedback has also informed additional actions funded by SB86 and ESSER II and II funding that enhance and support MTSS actions. These actions are also partially funded by LCFF Supplemental and Title I resources and are detailed in our Expanded Learning Opportunities Grant plans for elementary and secondary.

Input from our English Learner / DELAC parents expressed some concerns: There is a heightened concern among these parents in regard to college and career readiness for their students. Though not funded through LCFF Supplemental funding, we have hired a TK - 12 English Language Development Teacher on Special Assignment for the 21-22 school year, and our focus will be on integrated and designated English Language Development and the acquired

academic language our English Learners need to excel. Additionally, English Learners are a target group for our summer program, and we have planned English Language Development support programs both during and after the school day for 21-22.

Priority 6:

During distance learning, Santa Cruz City Schools continued to monitor students' social emotional health through teacher observation, ThoughtExchanges, individual student empathy interviews, through social emotional referrals from staff, through the Social Emotional Health Survey and through our annual student LCAP input survey.

Each year the Social Emotional Health Survey designed by University of California, Santa Barbara is administered to 4th-10th graders. The data received from this survey helps schools meet individual student emotional needs as well as get a pulse on the strengths and weaknesses of their school climate and culture. The LCAP survey serves to gauge students' feelings on the effectiveness of academic support at their sites.

Social Emotional Health Survey--Strongly Agree and Agree

Elementary Survey Data:
"I feel connected and engaged with school"
2019: 81.5%
2020: 66.7%--decreased 14.8%

Secondary Survey Data:
"I am satisfied / very satisfied with my school experience":
2019: 56%
2020: 38%--decreased 18%

"I feel I belong to a community":
2019: 59%
2020: 48%--decreased 11%

Elementary student answers from the Social Emotional Health survey show that a positive connection remains even in virtual learning, with 87% of students feeling thankful for their school; and 97% feeling thankful that their teachers are "nice."

Secondary students also showed some bright spots on the Social Emotional Health survey in the areas of friendship, gratitude and optimism:
"I would describe my satisfaction with friendships as very satisfactory or satisfactory": 77%

"I am thankful for so much in my life": 90% felt this way often
"Overall, I expect more good things to happen to than bad things": 63% felt this way often

Student LCAP Surveys

Elementary

Statement	2019-2020	2020-2021
"I feel connected and engaged with school"	82%	67%
"I feel that the school recognizes and values student accomplishments"	73%	82%
"When I have problems or challenges, I feel there are adults at the school to help and support me”	77%	77%
"I feel that teachers and administrators care about all students"	79%	87%

Secondary

Statement	2019-2020	2020-2021
"I feel connected and engaged at school"	60%	43%
"I feel that the school recognizes and values student accomplishments"	55%	52%
"When I have problems or challenges, I feel there are adults at the school to help and support me"	57%	58%
"I feel that teachers and administrators care about all students"	56%	63%

On the 2020-2021 Elementary Student LCAP Survey, students reported feeling supported at their school:
"I feel that the school recognizes and values student accomplishments": 82%
"When I have problems or challenges, I feel there are adults at the school to help and support me": 77%
"I feel that teachers and administrators care about all students": 87%

Distance Learning has complicated our efforts to support mental health at a time when it was most needed. Yet, we remained committed to supporting students' social emotional health--a commitment that is one of the cornerstones of our MTSS framework and efforts.

Below is a list of our social emotional programs and systems in Tier 1, 2 and 3:

Tier 1 Social Emotional programs and systems are an integral part of our MTSS efforts TK-12. These programs support all students and are research-based and data-driven.

- TK - 5: Programs at this grade span include the Second Step Curriculum (instruction in social and emotional learning, ie., empathy and emotion management), and Positive Behavioral Intervention and Supports or PBIS (a schoolwide, universal system in which students learn behavioral expectations and are recognized for positive behavior). Another program, Zones of Regulation, is a framework to support emotional regulation.
- 6 - 8: Positive Behavioral Intervention and Supports (PBIS)
- 9 - 12: Programs at the high school include Restorative Practices and Trauma Informed Practices. Restorative Practices include a set of principles and practices that build community and involve processes that restore relationships when harm has occurred. These practices support and complement current school initiatives and can be used to positively impact school culture, discipline, and academic needs. Trauma Informed Practices address chronic stress and trauma, and self care and regulation. These practices include trauma sensitive schoolwide protocols and classroom instruction.

Counselor Classroom Presentations / Lessons
Classroom Accommodations and Flexibility
Secondary Mindfulness Activities
Student Wellness Survey for students upon return for hybrid instruction
Student Study Team (SST) referrals to determine targeted accommodations

Student counseling referral forms available for all staff with a protocol for counselor response

Tier 2 Social Emotional Programs and Systems
Tier 2 programs and systems are in place to provide more individualized support to students who need more than they are receiving in Tier 1.

Site Attendance Review Teams collaboration with social workers
Counselor one-on-one guidance
Small group counseling
Outreach to students impacted by COVID-19
School Community Coordinators outreach
Parent Network support classes

Tier 3 Social Emotional Programs and Systems
Tier 3 programs and systems are provided to individual students and deliver a more individualized approach than is available in Tier 2.

Social Worker, interns outreach, support and home visits
Referral to Encompass Community Services for intensive therapeutic counseling for students and families
Referrals to other community organizations such as NAMI, Family Services Agency, Pajaro Valley Prevention and Student Assistance, Community Action Board, etc.
Social Emotional Health Survey Student Protocol (students are identified for intervention if answers indicate a critical need)

The following measures allow the district to determine student needs as well as provide both progress monitoring and data regarding program effectiveness.

Social Emotional Health Survey Student Wellness Survey
LCAP Student Survey and ThoughtExchange feedback
Student Empathy Interviews
California Healthy Kids Survey
Suspension and Attendance Dashboard Indicators
Behavioral referral data
Social Emotional referral data

Priority 7:

Elementary

All students in elementary school (TK-5) participate in a rich and broad course of study. Elementary classroom schedules for core academics (literacy, mathematics, science, history/social studies, English language development, and physical education) and schoolwide schedules for special classes (library, art, music, and life lab) reflect that every student participates in these special classes. Special education schedules, such as resource support, speech, and adaptive physical education, also reflect that students are not pulled out for services during core academic times nor special enrichment classes.

In literacy, the district has implemented a district wide English Language Arts adoption *Benchmark Workshop*. In this program, students have literacy blocks that include direct instruction and independent work time. Staff pushes into literacy blocks to give differentiated support to students, so no student is removed from direct instruction. Mathematics is taught daily and incorporates language routines and differentiated supports to provide instruction to a variety of levels. All students receive a minimum of 200 minutes of physical education every two weeks. Science, History/Social Studies, and English Language Development are all taught during the school day, either by the classroom teacher or on a rotation to allow teachers to specialize (for example, one teacher may teach a particular science unit to all classes at that grade level.) All students receive special classes taught by credentialed teachers in art, music, and library science. Students also receive hands-on science curriculum in the Life Lab gardens, taught by classified staff.

Secondary

Course enrollment data, class grade data, and schedule and transcript audits at the secondary level are used to ensure all students are enrolled in a broad course of study at both the middle and high school grade spans. At high school, the graduation rate data is also used to ensure all students are enrolled in a broad course of study, as the graduation requirements make it compulsory for all students to take a broad course of study. This data is disaggregated based on race/ethnicity, English language proficiency, students with disabilities, gender, and low income.

English Language Arts:
Middle Schools' broad course of study includes courses at each grade level in the following content areas:

- English Language Arts
- History Social Sciences
- Science
- Mathematics
- Foreign Language (Spanish 1)
- Physical Education

- Visual and Performing Arts (Art, Band, Choir, and Beginning Music)
- Applied Arts (Woodshop and Coding)

High Schools' broad course of study includes courses in all of the above content areas, as well as many different Applied Arts elective courses, Visual and Performing Arts elective courses, World Language courses, and over thirty different Career and Technical Education courses in fourteen different career pathways.

All middle school students are enrolled in a broad course of study with the exception of some English Learners and students with disabilities not always being able to take an elective (e.g., art, band, woodshop, etc.).The middle schools have been challenged with their ability to enroll English Learners and students with disabilities in Visual and Performing Arts and Applied Arts elective courses due to the fact that they have a 6 period day and these students' elective is either English Language Development or a resource specialist program support class. However, for the past two school years, both middle schools have added a zero period PE class, allowing students the option to take 7 periods during the day, which has allowed these students the opportunity to enroll in Visual and Performing Arts or Applied Arts elective classes.

At high school, all students are enrolled in a broad course of study over their four years as most students are graduating with a high school diploma and meeting the graduation requirements, which ensures a broad course of study. A transcript auditing process as well as 4 year planning with students has ensured every high school student is participating in a broad course of study. Additionally, almost every course offered at the high school level is A-G approved, so not only are students enrolled in a broad course of study, but most are enrolled in A-G courses.

FISCAL IMPACT:
None

This work in in direct support of the following goals and their corresponding metrics:

Goal #1: All Santa Cruz City Schools students will be prepared to successfully access post-secondary college and career opportunities.
Goal #2: SCCS will create positive, engaging school environments that promote the development of cognitive skills and the social emotional well-being of all students.
Goal #3: We will eliminate the achievement gaps that currently exist between demographic groups within the SCCS student community.
Goal #4: We will develop a highly collaborative, professional culture focused on supporting effective teaching.

Goal #5: SCCS will maintain a balanced budget and efficient and effective management.
Goal #6: SCCS will maintain strong communication and partnerships with its diverse community.

2021-2022 Local Control Accountability Plan Local Indicators Report

Local Indicators

- Compliance report
- Reports annual measure of progress for each priority
- Usually presented in the Fall

Local Indicators

- Priority 1: Basic Conditions at School
- Priority 2: Implementation of State Academic Standards
- Priority 3: Parent and Family Engagement
- Priority 6: School Climate
- Priority 7: Access to a Broad Course of Study

Priority 1 Basic Conditions

Elementary

- 1 Teacher Misassignment of English Learners (Long Term Substitute on Emergency Credential)
- 0 Vacant Teacher Assignments

Middle School

- 1 Teacher Misassignment of English Learners (Emergency Credential)
- 0 Vacant Teacher Assignment s

High School

- 3 Teacher Misassignments of English Learners (1 Emergency Credential, 2 teachers from out of state without EL Authorization)
- 0 Vacant Teacher Assignments

Priority 1 Basic Conditions

Curriculum Access

- 0 students in Elementary and Secondary were without access to curriculum

Facilities Inspection Tool (FIT)

- All 10 sites received a "good" rating

Priority 2
Implementation of State Academic Standards

Elementary	Secondary
• Common Core Aligned: Math, English Language Arts, ELD, Science, Visual Performing Arts and Health • New Common Core Aligned Social Science textbook adoption in 22-23	• Common Core Aligned: Math, English Language Arts, ELD, Science, World Languages, Visual Performing Arts, Career Technical Education (CTE) and Health • New Common Core Aligned Social Science textbook implementation in 21-22

Priority 3
Parent and Family Engagement

- Implemented
  - Webinars and Podcasts
  - Thought Exchanges and Surveys
  - Google Classroom
  - Parent Education and Parent Support Network
  - Ongoing District and Site Parent Meetings
- Area of Focus for 21-22
  - Participation of English Learner Families in Site and District Meetings

Priority 6
School Climate

Implemented

Tiered Supports and Systems (MTSS)

Social Emotional Health Survey

Social Worker and Counselor Outreach

Positive Behavioral Intervention and Supports (PBIS), Restorative Practices and Second Step Curriculum

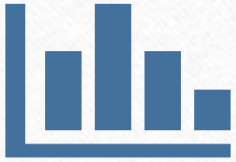

Areas of Focus for 21-22

Secondary LCAP and Social Emotional Survey Data Responses show decrease in school connectedness

Priority 7 Broad Course of Study

Elementary, Middle School and High School offer:	Core classes Electives
Middle School and High School offer:	Electives: VAPA, AVID, World Languages
High School offers:	Honors and Advanced Placement Classes

Questions

SANTA CRUZ CITY SCHOOL DISTRICT

AGENDA ITEM: 2021-2022 Local Control Accountability Plan

MEETING DATE: June 16, 2021

FROM: Dorothy Coito, Assistant Superintendent of Educational Services

THROUGH: Kris Munro, Superintendent

RECOMMENDATION:
Approve the Santa Cruz City Schools' 2021-2022 Local Control Accountability Plan.

BACKGROUND:
The Local Control and Accountability Plan and annual update provides details regarding Local Educational Agencies' actions and expenditures to support pupil outcomes and overall performance pursuant to Education Code sections 52060, 52066, 47605, 47605.5, and 47606.5.

On June 4, 2021, the 2021-2022 Local Control and Accountability Plan was presented to the Board Members for review, and a Public Hearing was held to allow public input prior to being submitted for adoption at this meeting. After Board adoption, the Local Control and Accountability Plan will be submitted to the County Office of Education for final approval.

This work is in direct support of the following District goals and their corresponding metrics:

Goal #1: All Santa Cruz City Schools students will be prepared to successfully access post-secondary college and career opportunities.

Goal #2: SCCS will create positive, engaging school environments that promote the development of cognitive skills and the social emotional well-being of all students.

Goal #3: We will eliminate the achievement gaps that currently exist between demographic groups within the SCCS student community.

Goal #4: We will develop a highly collaborative, professional culture focused on supporting effective teaching.

Goal #5: SCCS will maintain a balanced budget and efficient and effective management.

Goal #6: SCCS will maintain strong communication and partnerships with its diverse community.

The Local Control Accountability Plan for 21-22 is but one part of a larger district action plan to Ensure Excellence and Equity. Our broader plan includes curriculum, assessment, intervention and professional development goals, actions and outcomes that are funded by LCFF Supplemental, LCFF Base, COVID Resources, Parcel Taxes and Categorical funding (Title I, II, III

and IV). Some plans also include grant funding, and all plans are written with the Multi-Tiered Systems of Support (MTSS) as a framework.

LCAP Data Background

For the 21-22 LCAP, the district included interim metrics adopted this past year because of the suspension of CAASPP, MAP and the School Dashboard. Without these suspended metrics, it is impossible to have a clear, longitudinally accurate depiction of student performance. As such, the Ed Services department implemented assessments such as Pioneer Valley Reading and iReady to ensure we had workable data in 20-21 to be able to track student growth and inform interventions.

Because of the circumstances of the past year, this "stop gap" assessment does not have the same validity as MAP would have in a normal, in-person school year. It must be noted that not all students took Pioneer Valley Reading and that some students took the assessment remotely. Next year, we are looking forward to the implementation of metrics that we know are reliable for progress monitoring and for the return of standardized assessments that will allow us to make important decisions around programs.

While iReady has proven to be a helpful assessment tool, it has only been used in middle school for the past year and was only given to elementary students as a substitute for CAASPP testing in Spring, 2021. Like MAP, we look forward to using iReady longitudinally going forward.

To give a clearer picture of student growth in the district leading up to the pandemic, year over year CAASPP scores and Dashboard data are presented here:

Elementary CAASPP

From 2018 to 2019, there was a 2.6% increase in ELA and a 4.1% increase in math:

ELA

2018: 50%
2019: 53%

Math

2018: 42%
2019: 46%

Secondary CAASPP

From 2018 to 2019, there was a 4.2% increase in ELA and a 5.1% increase in math:

ELA

2018: 60%
2019: 64%

Math

2018: 41%
2019: 46%

By comparison, overall, for CAASPP ELA, 2019 state growth was 0.9% and 1.0% respectively and average Math CAASPP growth statewide was 1.5% and 1.0% respectively.

Additionally, when looking at 2019 CAASPP growth, among 85 similar districts of comparable size and comparable unduplicated student count, we ranked 4 out of 85 for CAASPP ELA and 11 out of 85 for CAASPP Mathematics (data analysis provided by Inform 2 Inspire, a data analysis and infographic company based out of Sacramento).

California School Dashboard Comparison between 2018 and 2019

Assessment	2018	2019
Elementary English Language Arts	**Orange** 1.9 points above standard Increased +8 Points	**Green** 1.9 points above standard Increased +8 Points
Elementary Mathematics	**Yellow** 22.3 points below standard Declined -4.7 Points	**Green** 15.9 points below standard Increased +6.5 Points
Secondary English Language Arts **(Note:** grades 6-8, & 11 are included in this indicator)	**Yellow** 15.9 points above standard Maintained -2 points	**Green** 28.5 points above standard Increased +12.5 Points

Secondary Mathematics (**Note:** grades 6-8, & 11 are included in this indicator)	Yellow 28.5 points below standard Maintained 0.9 points	Green 19 points below standard Increased +9.4 Points

2021-22 Action Plan for Ensuring Excellence and Equity

Our goal in the 21-22 school year is to recapture the forward momentum and growth shown in both our CAASPP scores and Dashboard ratings through the work outlined in our ***2021-22 Action Plan for Ensuring Excellence and Equity***. This plan encompasses the actions outlined in the following three districtwide plans addressing student achievement:

1. the ***LCAP,***
2. the ***Curriculum Master Plan (CMP), and***
3. the ***COVID Resources Interventions and Professional Development Plan.***

1. ***The LCAP***

LCAP Components and Background

Multi-Tiered Systems of Support (MTSS), Professional Learning Communities (PLCs), common assessments and structured collaboration and professional development are the foundations of our LCAP. In order to provide strong context for the LCAP, these different components are explained below, including a description of our planned Curriculum and Assessment Teams that are outlined in the COVID Resource Plan, and whose main focus is operationalizing the goals set forth in the LCAP.

MTSS as a Framework for the LCAP

MTSS is a framework with a tiered infrastructure that uses data to help match academic, social-emotional, and behavioral assessment and instructional resources to each and every student's needs.

This tiered, data-informed framework:

- works to ensure that the majority of students respond to core instruction. Students who need additional support for enrichment or remediation are identified by data and provided that support with the right focus and intensity (Tiers 1, 2 and 3).
- helps educators to be thoughtful about using resources appropriately and impactfully and use data to continually monitor and improve the effectiveness of their actions.
- makes the district-wide system more effective and ensures staff are supporting the needs of every student.

While MTSS is the district framework, the instructional program includes three main components:

- Common-Core aligned curriculum

- Common assessments
- Interventions for students who are below grade level

Our MTSS framework also includes:

- Response to Intervention (RtI) Coordinators who track student data, plan and manage interventions and support teacher practices.
- Professional Learning Communities (PLCs) in which teachers engage in structured collaboration to monitor student achievement and change teaching practices/strategies to ensure more students reach proficiency and provide enrichment for those who are proficient.
- Tier 2 and Tier 3 strategies for intervention that are laid out in our LCAP and COVID Resources Intervention and Professional Development Plan.
- An assessment system that provides staff with data to inform first, good teaching, interventions and tools to monitor instructional programs.

While district work encompasses the needs of all students, the LCAP is required to increase and improve services for:

- English Learners
- Students in poverty
- Students who are Homeless or Foster Youth

To ensure that all students "respond to core instruction", the focus is on a strong Tier 1 instructional program. This focus includes:

- the adoption of up to date, Common Core aligned instructional programs for all subject areas.
- professional development on these programs to ensure fidelity of implementation and to ensure all students are provided a guaranteed and viable curriculum across the district.
- a districtwide focus on Tier 1 high impact instructional practices and strategies to improve student outcomes; including the dissemination of a **Tier 1 Instructional Practices Tool Kit** with text and video exemplars of high quality, high impact strategies to be used for both teacher and administrator professional development. Administrative walk through tools will be refined to support identification and reinforcement of these classroom and professional collaboration strategies.

2. The Curriculum Master Plan

The purpose of the Santa Cruz City Schools Curriculum Master Plan is to provide clear direction for the district curriculum and instructional focus for the next five to seven years. Additionally, the plan supports our implementation of the MTSS framework providing a timeline and resource allocation for:

- Regular curriculum adoptions to ensure an up to date rigorous Tier 1 instructional program

- A comprehensive assessment plan to monitor both student achievement and program efficacy
- Academic Intervention Programs
- An English Learner Master Plan
- The District Technology Plan

3. COVID Resource Intervention and Professional Development Plan

This comprehensive intervention plan based on family, student and staff feedback supports our efforts in achieving excellence and equity in SCCS by allowing us to meet students where they are at and work to accelerate their learning through high-impact interventions.

This intervention plan includes:

- Additional Response to Intervention Coordinator and paraeducators for academic intervention (elementary) focused on tiers of math support
- After School Learning Centers
- Credit Recovery at each of the comprehensive high schools
- Tutoring Programs supported by certificated staff, paraprofessionals and peer tutors at all grade spans
- Summer School programs at all gradespans
- Additional secondary sections for academic support (ELA, Math, ELD, AVID)
- Math, Literacy & Tech Integration tools to support academic intervention, instruction and formative assessment
- Additional bilingual paraeducators (secondary)
- Additional LMFT Counselor at each secondary site
- Secondary Wellness Centers supported by community agencies (food pantries, counseling, etc.)

Curriculum and Assessment Teams

In addition to extensive academic interventions, the key to ensuring that students are learning and progressing at grade level and beyond is strengthening Tier 1 practices, and this work can only be done in collaboration with our classroom experts--our teachers. RtI Coordinators will play an important role on these teams in supporting and facilitating communication as well as implementation of actions.

The Curriculum and Assessment teams will be outcome-driven, and members will:

- Help guide the assessment process in the district
- Discuss curricular changes and next steps in the district
- Be a liaison between the committee and site
- Present information to site staff and get input

These teams will also:

- Identify or update Essential Standards for each content area.

- Design or update districtwide common formative assessments
- Create a scope and sequence / curriculum map for each content area.
- Design rigorous units of study based on essential standards which include:
    - Clear outcomes
    - High impact, engaging instructional practices
    - Use of required core materials with other digital and print content and resource
    - Culminating projects and assessments to capture student progress and inform next steps and planning

These Curriculum and Assessment teams are an integral part of our plan for Ensuring Excellence and Equity and will include:

- An Elementary Curriculum and Assessment Team
- Middle and High School Content Area Leadership Teams in English, Math, History/Social Studies and Science with Special Education representatives on each team
- A Vertical District English Learner Team (grades TK-12)

Teams will meet up to 50 hours a year, with initial work occurring in August around essential standards. Site and District administrators as well as Teachers on Special Assignment (TOSAs) will facilitate this collaboration and in some cases will contract with outside expert consultants.

Additional Professional Development for 2021-2024:

- Elementary
    - Guided Language Acquisition Design (GLAD) for English Learners
    - Writer's Workshop
    - Blended Literacy
    - Writer's Workshop
    - Math New Framework/Best Practices
- Secondary Professional Development
    - Equitable Grading Practices and Policies (Santa Cruz County College and Career Collaborative Countywide Grading Inquiry Project)
    - Professional Learning Communities
    - Middle and High School Science and Curriculum Implementation
    - History / Social Science Framework and Civic Engagement Training
    - English Language Arts, Math and World Language Best Practices
    - Culturally Relevant and Inclusive Instruction
    - Positive Behavioral Intervention and Supports
    - Restorative Justice and Trauma-Informed Practices

In year 2, these teams will facilitate coaching cycles in grade level and department teams. These coaching teams will include collaborative lesson design, grade level and department release time for model lesson observation and debrief.

An update on this work will be presented to the board in October, December, February and March and May in the 21-22 school year.

FISCAL IMPACT:

Elementary LCFF Supplemental Funds - $1,309,088 (Restricted)

Secondary LCFF Supplemental Funds - $2,791,438 (Restricted)

Total Local Control Funding Formula (LCFF) Supplemental Funds: $4,100,526 (Restricted)

2021 - 2022 Local Control and Accountability Plan Adoption

June 16, 2021



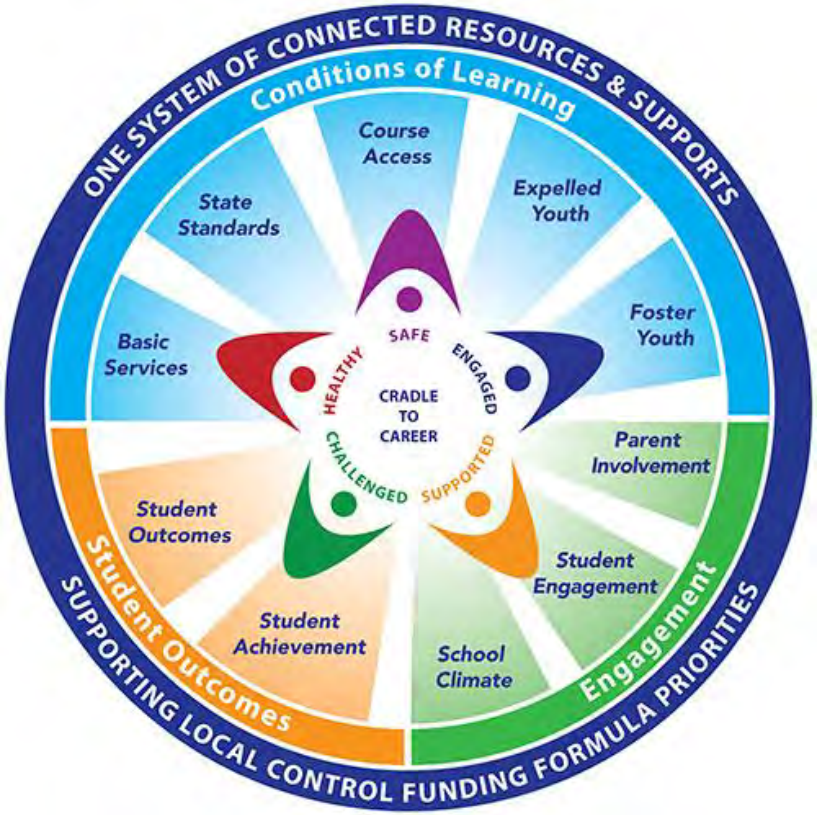

What is the LCAP?

A three-year plan that describes what the district plans to do to support, increase and improve services for students

Built around the ten priority areas, as reflected in the diagram on the right

Must show how we support all students, but especially students living in poverty, foster youth, and students who are learning English

2021-2022 LCAP

Begins a 3-Year Cycle with “Desired Outcomes” for 2023-2024 delineated in plan (Goals, Actions and Services)

Does not include the following measures due to COVID:

- California School Dashboard Ratings
- California Assessment of Student Performance and Progress (CAASPP) Scores
- Measures of Academic Progress (MAP) Scores

Includes Actions and Services supported by COVID Resource Funding (ESSER, SB86) to clarify the district’s broad instructional, academic and intervention program

Includes an update to the 2019 - 2020 LCAP

Includes an update to the Learning Continuity and Attendance Plan (LCP) that was approved by the Board in September, 2020 which includes COVID Resource Funding planned and actual expenditures

LCAP Goals

Goal #1	All Santa Cruz City Schools students will be prepared to successfully access post-secondary college and career opportunities.
Goal #2	SCCS will create positive, engaging school environments that promote the development of cognitive skills and the social emotional well-being of all students.
Goal #3	We will eliminate the achievement gaps that currently exist between demographic groups within the SCCS student community.
Goal #4	We will develop a highly collaborative, professional culture focused on supporting effective teaching.
Goal #5	SCCS will maintain a balanced budget and efficient and effective management.
Goal #6	SCCS will maintain strong communication and partnerships with its diverse community

Stakeholder Feedback*

Families

- District Advisory Committee (DAC)
- District English Learner Advisory Committee (DELAC)
- Parent Leader Dinner
- LCAP Parent Survey

Staff:

- District Advisory Committee (DAC)
- SCCS Leadership and Administration Meetings
- LCAP Staff Survey

Students:

- Input visits to middle and high Advancement Via Individual Determination (AVID) classes and Leadership classes
- Superintendent's Student Advisory on Race and Equity
- LCAP Student Survey

*Input from the following committees was also considered:

- School Reopening Committee (Parents, Staff and Students)
- Family Webinars
- Thought Exchanges
- Ongoing Family, Student and Staff Surveys during 20-21

LCAP Achievement Data Background

Critical State and Local metrics suspended with pandemic:

- CAASPP – State
- Dashboard - State
- Measures of Academic Progress (MAP) – Local

Interim Measures implemented during distance learning

This “stop gap” assessment does not have the same validity as MAP would have in a normal, in-person school year

Elementary Student Growth Prior to Pandemic

From 2018 to 2019, there was a 2.6% increase in ELA and a 4.1% increase in math:

ELA
2018: 50%
2019: 53%

Math
2018: 42%
2019: 46%

By comparison, overall, for CAASPP ELA, 2019 state growth was 0.9% and 1.0% respectively and average Math CAASPP growth statewide was 1.5% and 1.0% respectively.

Secondary Student Growth Prior to Pandemic

From 2018 to 2019, there was a 4.2% increase in ELA and a 5.1% increase in math:

ELA
2018: 60%
2019: 64%

Math
2018: 41%
2019: 46%

By comparison, overall, for CAASPP ELA, 2019 state growth was 0.9% and 1.0% respectively and average Math CAASPP growth statewide was 1.5% and 1.0% respectively.

2019 Growth Compared to Similar Districts

Among 85 similar districts of comparable size and comparable unduplicated student count . . .

SCCS ranked 4 out of 85 for CAASPP ELA

SCCS ranked 11 out of 85 for CAASPP Mathematics

(data analysis provided by Inform 2 Inspire, a data analysis and infographic company based out of Sacramento)

2019 Growth Compared to Similar Districts

Among 85 similar districts of comparable size and comparable unduplicated student count . . .

SCCS ranked 4 out of 85 for CAASPP ELA

SCCS ranked 11 out of 85 for CAASPP Mathematics

(data analysis provided by Inform 2 Inspire, a data analysis and infographic company based out of Sacramento)

2021-22 Action Plan for Ensuring Excellence & Equity

Our goal in the 21-22 school year is to recapture the forward momentum and growth shown in both our CAASPP scores and Dashboard ratings through the work outlined in our **2021-22 Action Plan for Ensuring Excellence and Equity**

This plan encompasses the following three districtwide plans addressing student achievement:

the ***LCAP,***

the ***Curriculum Master Plan (CMP), and***

the ***COVID Resources Interventions and Professional Development Plan***

LCAP Actions Addressing Student Achievement

- Response to Intervention Coordinators support Tier 2 & 3 interventions and student progress monitoring
- Paraeducators to support small group instruction for RtI
- AVID Courses and AVID Tutors
- Math and English Language Arts Intervention Sections
- Newcomer ELD academic supports
- Secondary After School Learning Centers
- Bilingual Tutors for academic courses and after school learning centers
- Credit Recovery for High School Students

LCAP Actions to Remove Obstacles to Learning

- Additional counselors
- Social Workers and Social Work Interns
- Staff to support activities and student connectedness
- Foster Youth Services
- School Community Coordinators to support family engagement
- Elementary Behavior Paraprofessionals to intervene and support positive behavior and student engagement

LCAP Actions that support Tier 1 Instruction

Tier 1 High Impact Strategies Districtwide -- high impact, evidence based strategies are a part of district wide effort to improve student outcomes

Santa Cruz Instructional Leadership Team (SCIL) to support collective teacher efficacy with these high impact, evidence-based strategies

Tier 1 Instructional Practices Tool Kit with text and video exemplars of high quality, high impact instruction tot be used for both teacher and administrator professional development

Updated administrative **Walk Through Tools** to support identification and reinforcement

Restorative Justice Training

Curriculum Master Plan -

Component #2 of Action Plan for Ensuring Excellence & Equity

Curriculum Master Plan to provide clear direction for the district curriculum and instructional focus for the next five to seven years

The plan supports implementation of the MTSS framework providing a timeline and resource allocation for:

- Regular curriculum adoptions to ensure an up-to-date rigorous Tier 1 instructional program
- A comprehensive assessment plan to monitor both student achievement and program efficacy
- Academic Intervention Programs
- English Learner Master Plan
- District Technology Plan

COVID Resource Intervention & Professional Development Plan

Component #3 of Action Plan for Ensuring Excellence & Equity

Academic Support and Interventions

Additional RtI Coordinator and paraeducators for academic intervention (elementary) focused on tiers of math support

After School Learning Centers

Credit Recovery at each of the comprehensive high schools

Tutoring Programs supported by certificated staff, paraprofessionals and peer tutors at all grade spans

Summer School programs at all grade spans

Additional secondary sections for academic support (ELA, Math, ELD)

Math, Literacy & Tech Integration tools to support academic intervention, instruction and formative assessment

Additional bilingual paraeducators (secondary)

COVID Resource Intervention & Professional Development Plan

Component #3 of Action Plan for Ensuring Excellence & Equity

Social Emotional Support to Remove Obstacles to Learning

Additional LMFT Counselor at each secondary site

Secondary Wellness Centers supported by community agencies (food pantries, counseling, etc.)

COVID Resource Intervention & Professional Development Plan

Component #3 of Action Plan for Ensuring Excellence & Equity

Professional Learning to support a strong Tier 1 academic program

Curriculum and Assessment Teams

Elementary Curriculum and Assessment Team

Middle and High School Content Area Leadership Teams in English, Math, History/Social Studies and Science with Special Education representatives on each team

Vertical District English Learner Team (grades TK-12)

COVID Resource Intervention & Professional Development Plan

Component #3 of Action Plan for Ensuring Excellence & Equity

Curriculum and Assessment Teams Continued . . .

Teams will work with the support of a consultant from Rigorous Curriculum Design on the following:

- Deconstruction of content standards
- Identify or update Essential Standards for each content area
- Establish clear learning outcomes for each grade level and course
- Design or update districtwide common formative assessments
- Create a scope and sequence / curriculum map with units of study for each content area

COVID Resource Intervention & Professional Development Plan

Component #3 of Action Plan for Ensuring Excellence & Equity

Curriculum and Assessment Teams Continued . . .

Design rigorous units of study based on essential standards which include:

- Clear outcomes
- High impact, engaging instructional practices
- Use of required core materials with other digital and print content and resource
- Culminating projects and assessments to capture student progress and inform next steps and planning

COVID Resource Intervention & Professional Development Plan

Component #3 of Action Plan for Ensuring Excellence & Equity

Curriculum and Assessment Teams Continued . . .

Year two, the curriculum and assessment teams will conduct coaching cycles and lesson studies with grade level and department teams

These coaching cycles will include:

- Collaborative lesson design
- Grade level and department release time for model lesson observation and debrief
- TOSAs, RtI Coordinators, Silicon Valley Math Initiative Staff, Monterey Bay Area Math Project Staff, Teacher's College Blended Literacy Coaches will provide coaching support

COVID Resource Intervention & Professional Development Plan

Component #3 of Action Plan for Ensuring Excellence & Equity

Professional Learning to support a strong Tier 1 academic program

Additional Professional Development 2021-2024

Elementary Professional Development

- Guided Language Acquisition Design (GLAD) for English Learners
- Writer's Workshop
- Blended Literacy
- Math New Framework/Best Practices

COVID Resource Intervention & Professional Development Plan

Component #3 of Action Plan for Ensuring Excellence & Equity

Professional Learning to support a strong Tier 1 academic program

Additional Professional Development 2021-2024

Secondary Professional Development

- Grading Practices and Policies (Santa Cruz County College and Career Collaborative Countywide Grading Inquiry Project)
- Effective Professional Learning Communities
- Middle and High School Science and Curriculum Implementation
- History / Social Science Framework and Civic Engagement Training
- English Language Arts, Math and World Language Best Practices
- Culturally Relevant and Inclusive Instruction
- Positive Behavioral Intervention and Supports
- Restorative Justice and Trauma-Informed Practices

Next Steps

Board Adoption – June 16, 2021

County Office of Education Approval

Implementation – 2021-2022 school year

Staff Recommendation

Adopt the 2021-22 Local Control Accountability Plan

Local Control Accountability Plan

The instructions for completing the Local Control and Accountability Plan (LCAP) follow the template.

Local Educational Agency (LEA) Name	Contact Name and Title	Email and Phone
Santa Cruz City Schools	Kris Munro Superintendent	kmunro@sccs.net (831) 429-3410 ext 220

Plan Summary [2021-22]

General Information

A description of the LEA, its schools, and its students.

Santa Cruz City Schools is committed to ensuring demographics do not determine student outcomes in our school district. We work to create schools where the adults know the students well, where we can identify each student's needs for growth and support each student academically and personally. We want to engage the hearts and minds of every student, every day.

Santa Cruz City Schools is a unique district in that we are two districts (elementary and secondary) governed by one board. We also have one LCAP and one Federal Addendum. However, because we are two districts, we do have two California Dashboards, two different funding

models (our elementary district is a Basic Aid district while secondary is an Average Daily Attendance (ADA) district), and two different California Assessment of Student Performance and Progress (CAASPPP) reports. Our district is also unique in that there are four one school elementary districts and two K-8 districts in Santa Cruz County that feed into our secondary district.

We are fortunate to have tremendous support from our community. Voters in our District have provided two parcel taxes and two school bonds to ensure our students have rich educational programs and updated, repaired facilities to support a twenty-first century education. These parcel taxes provide all students with counseling services, library services, reduced class sizes, music, art, life lab, after school programs including athletics, career technical education and more.

During the 2020-21 school year, 6,204 students in kindergarten through 12th grades attended 13 schools in Santa Cruz City Schools District. Of those students, 29 (0.4%) were Foster Youth (FY), 75 (1%) were Homeless/Students in Transition, 750 (11%) were English Learners (EL), and 2,444 (37%) were Low Income (LI), were 874 (13%) Special Education (SpEd) students, and were 996 (15%) Reclassified Fluent English Proficient (RFEP) students. While RFEP students are not specified as a targeted subgroup for LCAP funding purposes, we are allocating resources to support these students as well.

2020-21 Enrollment
Overall SCCS enrollment (PreK-12) - 6,187
Elementary Enrollment (PreK-K) - 1,782, 28.8%
Secondary Enrollment (6-12) - 4,405, 71.9%

SCCS ethnic groups
White - 3,030, 48.9%
Hispanic - 2,420, 39.1%
Asian - 224, 3.6%
American Indian or Alaska Native - 26, 0.4%
Black or African American - 104, 1.7%
Pacific Islander - 14, 0.2%
Two or More Races- 260 , 4.2%
Declined to State - 109, 1.8%

Since 2010, Santa Cruz City Schools has had the same six strategic goals. After receiving the California Scale Up MTSS Statewide (SUMS) initiative grant, we have participated in statewide training on Multi-Tiered Systems of Support (MTSS). We have utilized the MTSS framework to help examine our progress towards our district goals and identified four strategic areas of focus: Literacy, Mathematics, English Learner Progress, and School Connectedness. These focus areas were identified through examination of state and local assessments, attendance data, student mobility data, discipline data, drop out data, and A-G completion. We paid close attention to the results and needs of our English Learners, Low Income students, and foster youth, as well as other traditionally underserved student groups.

Using our strategic four focus areas and our corresponding data analysis, we identified two tiers of support for each focus area within each grade span that will provide supports to our English Learners, Low Income students, and Foster Youth. As part of the MTSS process, we

worked to ensure our LCAP resources are strategically aligned to these identified tiers of support, which are aligned to our four strategic focus areas. This year's LCAP reflects the implementation of these identified tiers of support which include evidence based practices to maximize student achievement.

The six strategic District goals are:

Goal #1: All Santa Cruz City Schools students will be prepared to successfully access post-secondary college and career opportunities.

Goal #2: SCCS will create positive, engaging school environments that promote the development of cognitive skills and the social emotional well-being of all students.

Goal #3: We will eliminate the achievement gaps that currently exist between demographic groups within the SCCS student community.

Goal #4: We will develop a highly collaborative, professional culture focused on supporting effective teaching.

Goal #5: SCCS will maintain a balanced budget and efficient and effective management.

Goal #6: SCCS will maintain strong communication and partnerships with its diverse community.

Reflections: Successes

A description of successes and/or progress based on a review of the California School Dashboard (Dashboard) and local data.

Santa Cruz City Schools has worked diligently to address student learning and social emotional needs while in distance learning. With the absence of the California School Dashboard, the district vetted and implemented local academic and online assessments in order to gauge students' progress. We also continue to use the Social Emotional Health Survey for grades 4 to 12 in order to glean important data regarding students' social emotional needs during the pandemic. While the past year has been extraordinarily challenging, we have also seen student progress and growth in many areas that are detailed below.

As will be mentioned numerous times in this report, without an updated California School Dashboard, the district worked to implement assessments and other measures to gauge both progress and need. Our distance learning progress monitoring system included the following successes:

- -An improved district positive attendance rate.
- -High percentage of grades 1 - 3 students reaching the reading growth target on the Pioneer Valley Online Reading Assessment with approximately 80% of students growing 1 or more levels on the assessment.
- -Increased proficiency levels for all students, English Learners, Hispanic/Latinx students and Special Education students on the iReady English Language Arts and Math diagnostic assessments.

- -Of English Learners tested, 54.48% stayed the same, 19.86% grew 1 level and 2.17% grew 2 levels on the English Learner Proficiency Assessments for California (ELPAC) from 2019 to 2020 even in distance learning.
- -In 19-20, increased A-G completion and graduation rates.
- -Increased positive responses to Teacher Working Conditions Survey.
- -At the middle and high school levels, at the end of the first semester, the overall rate of students who received at least 1 "D" or "F" was an overall average of 25% for the district. Though this is higher than we would like to see, it must be noted that the average "D" and "F" rate at the end of the semester in 2020 before distance learning was 21%. It is important to note that failure rate is also listed as an "Identified Need" in the next section.
- -In the 20-21 school year, school attendance improved. In a comparison of positive daily attendance rates from August 2020 to May 2021, positive attendance rates improved in comparison to attendance rates reported in March 2020 before distance learning:

Bay View Elementary: 90% to 92%
DeLaveaga Elementary: 93% to 95%
Gault Elementary: 90% to 91%
Monarch Elementary: 87% to 97%
Westlake Elementary: 90% to 96%
Branciforte Middle School: 94% to 98%
Mission Hill Middle School: 93% to 98%
Costanoa High School: 82% to 85%
Harbor High School: 93% to 97%
Santa Cruz High School: 94% to 98%
Soquel High School: 93% to 98%

It is important to note the new attendance guidelines require that work completion counts as well as virtual, in-person attendance. Attendance and engagement guidelines require that we monitor participation in synchronous classes and engagement with asynchronous work.

College and Career Preparation
In 19-20, the last reported period for this data, students in SCCS showed increased A-G completion and graduation rates:

19-20 A-G Completion (State Average 48%)
All Students: 70% (increase of 5%)
Hispanic / Latinx: 55% (increase of 8%)
English Learners: 24% (increase of 17%)
Low Income: 57% (increase of 11%)

19-20 Graduation Rate 2019-2020 Cohort
All Students: 91.7% (increase of 2.3%)
Hispanic / Latinx: 89.5% (increase of 1.8%)
English Learners: 74.2% (increase of 4.5%)

Low Income: 89.1% (increase of 1.1%)
Students with Disabilities: 74.3% (increase of 7.6%)

Quality Distance Learning Program for All Students
Though SCCS planned for a hybrid opening last fall, we also prepared a continuum of scenarios that we could easily transition to based on the circumstances at any given time. Once it became clear that the 21-22 school year would open in distance learning, the district, with input from teachers, designed a professional development program to support virtual instruction, provided the tools teachers needed to deliver this instruction and aligned practices throughout the district that included: professional development for a successful distance learning classroom, a comprehensive set of online programs and tools (Google Suite, Zoom and academic programs), aligned schedules throughout the district with daily collaboration and prep time for teachers and the purchase of needed technology for both students and staff including hotspots, Chromebooks, monitors, new teacher laptops and new document cameras.

Social Emotional Supports
During distance learning, Santa Cruz City Schools has continued to monitor students' social emotional health through teacher observation, ThoughtExchanges, individual student empathy interviews through Social Emotional Health Survey and through our annual student LCAP input survey.

Elementary student answers from the Social Emotional Health survey show that a positive connection remains even in virtual learning, with 87% of students feeling thankful for their school; and 97% feeling thankful that their teachers are “nice."

Secondary students also showed some bright spots on the Social Emotional Health survey in the areas of friendship, gratitude and optimism:
"I would describe my satisfaction with friendships as very satisfactory or satisfactory": 77%
"I am thankful for so much in my life": 90% felt this way often
"Overall, I expect more good things to happen to than bad things": 63% felt this way often

On the 2020-2021 Elementary Student LCAP Survey, students reported feeling supported at their school:
"I feel that the school recognizes and values student accomplishments": 82%
"When I have problems or challenges, I feel there are adults at the school to help and support me": 77%
"I feel that teachers and administrators care about all students": 87%

Secondary students continued to feel supported and cared for at school on the LCAP Survey: "I feel that teachers and administrators care about all students": 63%

Working Conditions Survey
In 20-21, the percentage of teachers who agreed with the following statements increased:
Percentage of Teachers who "Agree" with the following statements:
20-21 Working Conditions Survey
Percentage of Teachers who "Agree" with the following statements:

Sufficient resources are available for professional development in my school: 82.3% (increase of 7.9%)
Sufficient resources are available for professional development in my school: 76.6% (increase of 5.7%)
Professional development offerings are data driven: 85.6% (increase of 5.8%)
Professional development deepens teachers' content knowledge: 77.3% (increase of 8.6%)
Teachers have sufficient training to fully utilize instructional technology: 61.9% (increase of 13.3%)
Teachers are encouraged to reflect on their own practice: 92.0% (increase of 2.7%)
In this school, follow up is provided from professional development: 75.7% (increase of 9.4%)
Professional development provides ongoing opportunities for teachers to work with colleagues to refine teaching practices: 86.6% (increase of 8.1%)
Professional development is evaluated and results are communicated to teachers: 70.8% (increase of 12.1%)

Facilities
In 20-21, 11 out of 11 schools were determined as "Good" (highest rating) on the Facilities Inspection Tool (FIT).

Both Classified and Certificated staff's attainment of educational technology skills this last year was a major success. In developing a multi-year professional development plan, we aim to keep and systematize new pedagogies, strategies, collaborative focus areas and the use of tech tools that maintained our instructional program this past year. We are confident this new learning will continue to elevate our in-person educational programs in the 21-22 school year.

Reflections: Identified Need

A description of any areas that need significant improvement based on a review of Dashboard and local data, including any areas of low performance and significant performance gaps among student groups on Dashboard indicators, and any steps taken to address those areas.

Due to distance learning, in addition to the loss of the California School Dashboard, the assessments that were part of our RtI framework were no longer available in a digital environment. Because of this, new assessments were adopted to allow for teachers to monitor student academic progress as well as to provide data to inform instruction. When we began the school year in distance learning, Measures of Academic Progress (MAP) was not available as an online assessment tool, and the following assessments were implemented during virtual instruction as part of our RtI academic program:

Grades K - 5 Reading: Pioneer Valley and iReady Reading and Math
Grades K-5 Math: Eureka end of unit assessments
Grades 6 - 8 Reading and Math: iReady Math and English Language Arts
Grades 9 - 12 Reading and Math: CPM Math Checkpoints (formative) and Local English Language Arts Assessments

Because of the need to implement these new assessments, current distance learning assessment data is lacking comparative year over year

data. While we can compare growth throughout the 21-22 school year, we no longer have long-term, longitudinal data.

Elementary Reading Data
Similar to the Fountas and Pinnell reading assessment, elementary sites used the Pioneer Valley Reading assessment which can be administered easily online. This assessment was given each trimester. Data is reported for 1st and 2nd grade, and shows students on or below grade level, as well as the levels of growth made. Students making 4 or more levels of growth in one year are exceeding the growth target. These assessments give students a letter to indicate their reading level (i.e. “A”) and the number of levels of growth would the number of letters the levels have increased (i.e. “A” to “D” is 3 levels of growth):

All 1st graders
*n=247
*below grade level=43%
*at or above grade level= 57%
*1-3 levels growth=45%
*4+ levels growth=55%

1st grade English Learners
*n=50
*below grade level=76%
*at or above grade level= 24%
*1-3 levels growth=60%
*4+ levels growth=40%

1st grade Special Education
*n=36
*below grade level=70%
*at or above grade level= 30%
*1-3 levels growth=58%
*4+ levels growth=42%

1st grade Latinx students
*n=114
*below grade level=59%
*at or above grade level= 41%
*1-3 levels growth=52%
*4+ levels growth=48%

All 2nd graders
*n=205

*below grade level=34%
*at or above grade level= 66%
*1-3 levels growth=47%
*4+ levels growth=53%

2nd grade English Learners
*n=41
*below grade level=70%
*at or above grade level= 30%
*1-3 levels growth=43%
*4+ levels growth=56%

2nd grade Special Education
*n=18
*below grade level=61%
*at or above grade level= 39%
*1-3 levels growth=45%
*4+ levels growth=55%

2nd grade Latinx Students
*n=205
*below grade level=34%
*at or above grade level= 66%
*1-3 levels growth=47%
*4+ levels growth=53%

While there is positive growth for our students, the fact remains that many of these students are still below grade level. Students are making progress, but we are not necessarily decreasing the achievement gap and bringing more students to grade level.

Students in grades 3-5 took the iReady diagnostic assessment in reading and math in May of 2021 as an alternative to CAASPP testing. The results show that there is indeed work that needs to be done to bring more students to grade level in reading and in math.

Grades 3-5 iReady Reading diagnostic assessment-- administered May 2021 (given in place of CAASPP reading and math)
3rd grade reading overall:
n=286
63% at grade level
17% one grade level below
20% two or more grade levels below

3rd grade reading English Learners:
n=80
30% at grade level
24% one grade level below
46% two or more grade levels below

3rd grade reading Special Education:
n=47
36% at grade level
19% one grade level below
40% two or more grade levels below

3rd grade reading Latinx Students:
n=119
46% at grade level
20% one grade level below
34% two or more grade levels below

4th grade reading overall:
n=242
52% at grade level
34% one grade level below
14% two or more grade levels below

4th grade reading English Learners:
n=45
11% at grade level
40% one grade level below
49% two or more grade levels below

4th grade reading Special Education:
n=42
12% at grade level
45% one grade level below
43% two or more grade levels below

4th grade reading Latinx students:
n=92
23% at grade level

52% one grade level below
27% two or more grade levels below

5th grade reading overall:
n=267
55% at or above grade level
22% one grade level below
23% two or more grade levels below

5th grade reading English Learners:
n=46
9% at or above grade level
17% one grade level below
74% two or more grade levels below

5th grade reading Special Education:
n=41
29% at or above grade level
22% one grade level below
49% two or more grade levels below

5th grade reading Latinx Students:
n=111
30% at or above grade level
23% one grade level below
47% two or more grade levels below

The elementary iReady Reading diagnostic results show that we currently have a significant amount of students who are one or more levels below grade level. There is no growth report for this data as the students only took the assessment at the end of the year. We plan to use iReady next so we will have the benefit of growth data.

Grades 3-5 iReady Math diagnostic assessment-- administered May 2021
3rd grade math overall:
n=291
37% at grade level
41% one grade level below
22% two or more grade levels below

3rd grade math English Learners:

n=86
10% at grade level
45% one grade level below
45% two or more grade levels below

3rd grade math Special Education:
n=49
16% at grade level
33% one grade level below
51% two or more grade levels below

3rd grade math Latinx Students:
n=123
18% at grade level
46% one grade level below
36% two or more grade levels below

4th grade math overall:
n=244
38% at grade level
45% one grade level below
16% two or more grade levels below

4th grade math English Learners:
n=43
4% at grade level
40% one grade level below
56% two or more grade levels below

4th grade math Special Education:
n=49
16% at grade level
33% one grade level below
51% two or more grade levels below

4th grade math Latinx Students:
n=92
18% at grade level
49% one grade level below

33% two or more grade levels below

5th grade math overall:
n=270
39% at grade level
38% one grade level below
23% two or more grade levels below

5th grade math English Learners:
n=47
4% at grade level
34% one grade level below
62% two or more grade levels below

5th grade math Special Education:
n=41
22% at grade level
29% one grade level below
49% two or more grade levels below

5th grade math Latinx students:
n=111
21% at grade level
44% one grade level below
35% two or more grade levels below

The elementary iReady Math diagnostic results show an even larger percentage of students who are below grade level in mathematics. There is no growth report for this data as the students only took the assessment at the end of the year. We plan to use iReady next so we will have the benefit of growth data.

Grades 6-8 iReady Reading diagnostic assessment-- fall 2020 scores compared to May 2021 scores
6th grade:
n=322
6% increase of students at or above grade level (from 50% to 56%)
17% of students were at 1 grade level below (no increase or decrease - stayed at 17%)
5% decrease of students at 2 or more grade levels below (from 32% to 27%)

7th grade:
n=290

7% increase of students at or above grade level (from 48% to 55%)
1% increase of students at 1 grade level below (from 14% to 15%)
7% decrease of students at 2 or more grade levels below (from 37% to 30%)

8th grade:
n=321
55% of students at or above grade level (no increase or decrease - stayed at 55%)
5% increase of students at 1 grade level below (from 12% to 17%)
4% decrease of students at 2 or more grade levels below (from 33% to 29%)

Grades 6-8 iReady Math diagnostic assessment-- fall 2020 scores compared to May 2021 scores
6th grade:
n=325
9% increase of students at or above grade level (from 34% to 43%)
3% decrease of students at 1 grade level below (from 31% to 28%)
6% decrease of students at 2 grade levels below (from 35% to 29%)

7th grade:
n=281
3% increase of students at or above grade level (from 35% to 38%)
7% decrease of students at 1 grade level below (from 30% to 23%)
2% increase of students at 2 grade levels below (from 36% to 38%)

8th grade:
n=315
14% increase of students at or above grade level (from 25% to 39%)
16% decrease of students at 1 grade level below (from 41% to 25%)
1% increase of students at 2 grade levels below (from 34% to 35%)

The middle school reading scores show 44-45% of students are reading below grade level. Math scores shows an even higher percentage of students below grade level, 55%-62% below grade level depending on the grade.

The following offers a snapshot of how all our middle school performed from the fall to end of year on the iReady Diagnostic Assessments in Reading and Math and is disaggregated by student groups.

iReady Reading Diagnostic - Middle School

English Learners
n=87
8% increase of students at or above grade level (from 3% to 11%)
4% increase of students at 1 grade level below (from 9% to 13%)
7% decrease of students at 2 grade levels below (from 17% to 10%)
6% decrease of students at 3 or more grade levels below (from 72% to 66%)

Special Education Students
n=229
2% increase of students at or above grade level (from 29% to 31%)
4% increase of students at 1 grade level below (from 13% to 17%)
2% decrease of students at 2 grade levels below (from 11% to 9%)
2% decrease of students at 3 or more grade levels below (from 46% to 44%)

Hispanic/Latino Students
n=330
5% increase of students at or above grade level (from 26% to 31%)
8% increase of students at 1 grade level below (from 12% to 20%)
3% decrease of students at 2 grade levels below (from 13% to 10%)
10% decrease of students at 3 or more grade levels below (from 49% to 39%)

Low Income
n= TBD
% increase of students at or above grade level (from % to %)
% increase of students at 1 grade level below (from % to %)
% decrease of students at 2 grade levels below (from % to %)
% decrease of students at 3 or more grade levels below (from % to %)

iReady Math Diagnostic - Middle School

English Learners
n=57
3% increase of students at or above grade level (from 1% to 4%)
1% increase of students at 1 grade level below (from 15% to 16%)
3% decrease of students at 2 grade levels below (from 19% to 16%)
65% of students at 3 or more grade levels below (this stayed the same from fall to end of school year)

Special Education Students

n=231
9% increase of students at or above grade level (from 17% to 26%)
9% decrease of students at 1 grade level below (from 25% to 16%)
4% decrease of students at 2 grade levels below (from 15% to 11%)
3% increase of students at 3 or more grade levels below (from 43% to 46%)

Hispanic/Latino Students
n=326
6% increase of students at or above grade level (from 12% to 18%)
6% decrease of students at 1 grade level below (from 32% to 26%)
2% decrease of students 2 grade levels below (from 17% to 15%)
2% increase of students 3 or more grade levels below (from 38% to 40%)

Low Income
n= TBD
% increase of students at or above grade level (from % to %)
% increase of students at 1 grade level below (from % to %)
% decrease of students at 2 grade levels below (from % to %)
% decrease of students at 3 or more grade levels below (from % to %)

We see from this data that there is work to be done in the areas of both reading and math for grades 3 to 8. Actions laid out in this plan include a .4 elementary Math RtI Coordinator, additional ELA and math intervention sections at secondary, additional student tutoring at secondary sites, small group tutoring at all grade spans, additional paraeducator push-in support during the school day and a comprehensive summer program for all grade spans.

English Learners
The following provides a snapshot of English Learner growth in the district from the 19-20 school year:
Grade Spans: K - 12 ELPAC Growth
% of students who grew 2 levels: 2.17%
% of students who grew 1 level: 19.86%
% of students who stayed the same: 54.48%
% of students who went back 1 level: 18.77%
% of students who went back 2 levels: 0.72%
As stated earlier, our English Learner students need to make faster growth in a shorter amount of time to acquire the needed academic language to perform at or above grade levels. Though not complete data due to school closures in March 2020, our ELPAC comparison shows that the amount of students accelerating 1 - 2 levels is around 22% while English Learners who stagnated at the same level or decreased levels is as high as 72%. While accelerated growth in distance learning is challenged, we recognize the urgent need to support these students to not only make up for lost time in their overall language acquisition, but to also respond to the negative effect of missing in-person, daily language reinforcement with teachers and peers.

Middle School and High School Grades
Though "D" and "F" rates at the end of the first semester is on par with previous years, our failure rate continues to be a concern, especially when coupled with disrupted learning due to the pandemic:
Branciforte Middle School: 39.2%
Mission Hill Middle School: 29.6%
Harbor High School: 23.6%
Santa Cruz High School: 21.9%
Soquel High School: 23.7%

Adjusted Cohort Graduation Rates - 3 Years

	2017-18	2018-19	2019-20
SCCS	90.10%	89.40%	91.70%
Harbor	87.40%	89.50%	90.80%
SCHS	95.40%	94.70%	94.80%
Soquel	96.30%	91.60%	95%
Costanoa	58.10%	53.10%	70.30%

2019 - 20 Adjusted Cohort Graduation Rate
All Students: 91.70%
Hispanic / Latinx: 89.5%
English Learners: 74.20%
Low Income: 89.10%
Students with Disabilities: 74.30%
Between 2018 and 2020, our overall graduation rates have grown slightly with the largest increases at Soquel and Costanoa High Schools. Rates at other sites have mostly stagnated. Additionally, there remains a gap between the graduation rate of our English Learner and Students with Disabilities and "All Students."

Social Emotional Supports
On our 2020-2021 LCAP Student Survey, there was an overall reduction in the amount of students who "strongly agree" and "agree" that they feel connected and engaged with school. The number who agreed "somewhat" grew, while the percentage of students who disagreed that they felt connected remained steady for elementary students. This percentage grew for secondary students. Distance learning has likely played a large role in the decrease in connection and engagement with school.

On the 2020 Social Emotional Health Survey, the number of secondary students who consistently felt that they “belonged to a community” fell from 59% in 2019 to 48% in 2020. Additionally, over 50% of our students in grades 9 - 12 feel a “high level of stress” while in distance learning.

To address this lack of engagement and connectedness with school, our social emotional supports will remain a focus for our district in the

21-22 school year.

Additional Target Support and Improvement (ATSI)
Bay View Elementary was designated for ATSI based on their 2019 California Dashboard ratings. Schools are eligible for ATSI if they have one or more student group(s) that for two consecutive years (based on the 2018 Dashboard and 2019 Dashboard) meet(s) the same criteria as applied in determining eligibility for the 'CSI–Lowest Performing Schools' category.

Schools meet the criteria if they have :

- All red indicators (student group must have at least two indicators);
- All red but one indicator of any other color;
- All red and orange indicators

Bay View was designated as ATSI based on the special education population for math, English Language Arts, chronic absenteeism and rate of suspensions. The dashboard indicators are listed in the table below:

Math - red rating
2018: -116.2 points from met (n=50)
2019: -122.4 points from met (n=50)

English Language Arts - orange rating
2018: -115 points from met (n=50)
2019: -108.6 points from met (n=50)

Chronic Absenteeism - orange rating
2018: 28.2% (n=19)
2019: 24.4% (n=20)

Suspensions - red rating
2019: 24.4% (n=20)
2019: 7.3% (n=6)

Bay View has developed a plan to address their ATSI status.

Comprehensive Support and Improvement (CSI)
SCCS' continuation high school, Costanoa High School, was eligible for CSI due to all Dashboard indicators being red (English Language Arts, math, Chronic Absenteeism, College and Career readiness, Suspensions) and a graduation rate of less than 67% on the 2019 California Dashboard. The Costanoa staff has developed a comprehensive plan to address the school's CSI status.

Social Emotional Supports

Though elementary students answered that they were thankful for their school and that their teachers were nice, our secondary students reported less positive feelings during distance learning:
"I am satisfied / very satisfied with my school experience":
2019: 56%
2020: 38%

"On most days I feel enthusiastic":
2019: 56%
2020: 45%

"I feel I belong to a community":
2019: 59%
2020: 48%

On the 2020-2021 Secondary Student LCAP Survey, trends continued to show that students do not feel connected to their school with percentages lower than what our elementary students reported :
"I feel connected and engaged at school": 43%
"I feel that the school recognizes and values student accomplishments": 52%
"When I have problems or challenges, I feel there are adults at the school to help and support me": 58%
"I feel that teachers and administrators care about all students": 63%

Additionally, elementary students reported a lower level of feeling "connected and engaged with school": 67%

MTSS Priorities:
Our current needs, though greater because of the pandemic, are anchored within our MTSS priorities that continue to frame our planning and work:

Academic Literacy: All students will engage in daily relevant, complex reading, writing, speaking and listening across all content areas so they can build knowledge, engage in collaborative, academic discussions, and support a position with evidence.

Mathematics: All students will develop conceptual understanding, procedural skills and fluency that they will apply to make sense of mathematical problems and persevere in solving them.

English Learner Progress: All Ever English Learners (IFEP, RFEP, ELs) will have academic success and social emotional well being in an asset based, needs responsive learning community and will participate fully in our schools and graduate ready for college and career.

School Connectedness: All students will be connected to school, empowered, challenged, and supported in their personal and academic growth.

LCAP Highlights

A brief overview of the LCAP, including any key features that should be emphasized.

Through analysis of our state and local data, input from students, parents, teachers, counselors, Response to Intervention (RtI) Coordinators, instructional coaches, classified staff, administrators and research on effective practices, our LCAP was developed to include the following programs and services to support all students:

Our primary focus is using Multi-Tiered Systems of Support (MTSS) to ensure the success of all students. Every grade span is implementing tiered academic and social emotional supports to remove obstacles to achievement. These supports include RtI Coordinators and Learning Assistants who directly support students. In our elementary schools, RtI Coordinators will continue to support students who need Tier 2 and 3 interventions both in and outside of the classroom in small groups. For Tier 1, our elementary teachers will continue to implement Benchmark Workshop with a new focus on Writing Workshop to achieve a Balanced Literacy approach in our schools. In middle schools, an expansion of reading and math supports will occur with the continued implementation of iReady. At high school, a focus on a scope and sequence and essential standards for English Language Arts will serve to align best practices around this core subject as well as provide a rigorous and guaranteed English Language Arts curriculum to all high school students in the district.

To address social emotional needs in the 21-22 school year and beyond, a 1.0 Full Time (.5 at Costanoa and Ark) Licensed and Marriage Family Therapist (LMFT) will be added to each secondary site and will be paid for out of SB86 state funding. Social Workers, Social Worker Interns and Positive Behavioral Intervention and Supports (PBIS) aides have all been maintained in the 21-22 LCAP.

RtI Coordinators, who are key to our elementary and secondary RtI programs, have been maintained.

Teacher professional development and support is another core component of our LCAP. A English Language Development Teacher on Special Assignment (TOSA) (funded out of Title IV) will support ELD professional development in Integrated and Designated ELD, the implementation of best practices at the school site and the revision of the district's English Learner Master Plan. Additional Newcomer sections have also been added to the middle schools (LCFF Supplemental and ESSER Resources).

Additionally, a 1.0 FTE Social Studies TOSA has been restored to support the Social Studies' new adoption implementation and the development of common assessments in grades 6 - 12, and will also begin the work around new curriculum implementation in elementary. Another facet of this role will be supporting civic engagement efforts that are part of the new framework.

ELA and math interventions during the school day will added to all secondary sites with a focus on addressing needed learning acceleration due to the pandemic. It must be noted that an additional 3 sections of ELA and math interventions will be added on top of this number and will be funded by SB86.

To support social emotional health, and to ensure continuity of our support services, the $5,000 stipend for Social Worker interns has been restored for all sites.

We will continue to support Advancement Via Individual Determination (AVID) programs for our traditionally underserved and underrepresented students in middle and high school to support their eligibility for college admission.

We are also adding a 2.0 Educational Technology Specialists to our Instructional Technology staff. This is a sorely needed addition to support digital tool set up and trouble shooting. With more tech teaching and assessment tools, the need for more hardware and online program support has grown, and staff feedback has clearly voiced the need for more help in this area.

Additionally, SCCS has developed a comprehensive intervention plan based on family, student and staff feedback that is funded through LCFF Supplemental, Title I, SB 86 and ESSER II and III funding. This intervention plan includes:

- -RtI Coordinator and paraeducators for math at elementary sites
- -Small group tutoring at all grade span
- -Peer Tutoring
- -Additional intervention sections during the school day in high school
- -Additional paraeducator push-in support during the school day, including bilingual paraeducators
- -Online intervention programs in math and English Language Arts at all grade spans
- -A comprehensive summer program for all grade spans that includes social emotional support and mindfulness, math and literacy support, credit recovery (high school) and CTE/Visual Performing Arts electives (high school). The summer program will include Math Booster courses for Middle and High Schools.
- -Additional Newcomer support in secondary
- -Full-time Licensed Marriage and Family Therapist for social emotional support at each secondary site
- -3 Full-time High School Credit Recovery Teachers
- -1 additional AVID section at each Middle School
- -Teachers on Special Assignment (TOSAs) in English language Development (ELD) and Social Science

Comprehensive Support and Improvement

An LEA with a school or schools eligible for comprehensive support and improvement must respond to the following prompts.

Schools Identified

A list of the schools in the LEA that are eligible for comprehensive support and improvement.

Costanoa Continuation High School has been identified as Comprehensive Support and Improvement (CSI).

Support for Identified Schools

A description of how the LEA has or will support its eligible schools in developing comprehensive support and improvement plans.

SCCS district is providing support to Costanoa Continuation School in the following ways:

1) SCCS wrote a Comprehensive School Improvement (CSI) grant in conjunction with the Costanoa administration team to make additional funds available to Costanoa High School to better implement their plan. This grant resulted in $170,123.

2) SCCS is providing coaching and support to the Costanoa administration team through the Director of Secondary Curriculum, Instruction, and Assessment. Part of this support included the facilitation of a staff MTSS self analysis to support in the creation of the Costanoa CSI Single Plan for Student Achievement (SPSA). Additionally, the Director of Secondary Curriculum, Instruction, and Assessment provided support in the writing and creation of the Costanoa CSI SPSA. The Director will continue to act as a partner and support provider as Costanoa implements the aspects of their plan that are related to curriculum, instruction, and assessment.

3) The district is supporting Costanoa in data collection and analysis and will continue to support by providing guidance as it relates to monitoring and adjusting the Costanoa CSI/SPSA.

4) The district is supporting Costanoa in their desire to implement Career Technical Education pathways as part of their CSI SPSA.

5) The district has provided Costanoa with additional Title 1 dollars to support their CSI work.

Monitoring and Evaluating Effectiveness

A description of how the LEA will monitor and evaluate the plan to support student and school improvement.

1) Measures of Academic Progress (MAP) Growth in Reading and Math - As part of the Costanoa CSI SPSA, Costanoa is implementing MAP Growth Reading and Math assessments for all students. These assessments will be used to demonstrate students' academic growth. This assessment will be given twice this year, in November and in the spring, to determine the number of students making adequate annual growth in each of these subject areas. This will be used as baseline data.

2) Students earning credits - As part of the Costanoa CSI SPSA, staff are focusing on both refining their system for monitoring credits earned and if students are staying on track or falling behind in their progress towards graduation. The Secondary Director of Curriculum will work with site admin to support with data collection and in using the student information system effectively to easily pull credit data.

3) Graduation Rate - As part of the Costanoa CSI SPSA, staff will be working with the comprehensive high schools to develop effective practices for referring students to Costanoa. The Director of Student Services will support this work and help both Costanoa and comprehensive high school counselors to determine criteria for referring students to Costanoa so students are not referred too late (being extremely credit deficient).

4) Enrollment data - The Director of Student Services will monitor Costanoa enrollment data and will supply comprehensive high school counselors with lists of students who may be good candidates for Costanoa based on being credit deficient and meeting the established criteria.

5) College and Career Indicator - The Secondary Curriculum Director will work with Costanoa to move towards having "High Quality CTE Pathways" available to students to help increase their College and Career Readiness. The Director of Student Services will support Costanoa in providing students with Dual Enrollment courses if possible.

6) MTSS self-analysis rubric - Annually the Ed Services district office team will support Costanoa in completing a self-analysis using an MTSS rubric, which will help inform Costanoa about areas of systems growth as well as areas of continued need.

7) Student, parent & staff surveys - The Secondary Curriculum Director will support Costanoa by providing disaggregated district survey information and will also support Costanoa in developing and/or having access to student, parent, and staff surveys to solicit feedback related to the identified areas of the CSI SPSA.

In working closely with Costanoa admin and staff, and in monitoring the above data, SCCS will monitor and evaluate the implementation and effectiveness of Costanoa's plan to support student and school improvement.

Stakeholder Engagement

A summary of the stakeholder process and how the stakeholder engagement was considered before finalizing the LCAP.

Throughout the 20-21 school year, SCCS gathered input from families, students and staff. Using a variety of tools, we were able to garner input from all groups. Our stakeholder input process included the following:

LCAP Family Survey (1/20/21-2/9/21): 1,070 respondents districtwide
LCAP Student Surveys (2/15/21-3/10/21): 166 respondents in grades 4 -5 and 604 respondents in grades 6 - 12
LCAP Staff Surveys (1/27/21-2/9/21): 179 respondents
District Advisory Committee Meetings: 2/18/21, 3/17/21, 5/19/21
District English Language Advisory Committee (DELAC) LCAP Input Meeting: 4/22/21
Superintendent's Student Advisory on Race & Equity LCAP Input Meeting: 3/4/21
Parent Leader LCAP Input Meeting: 2/17/21
District Budget Advisory Committee LCAP Input Meeting: 3/9/21
LCAP Input Sessions in Middle and High School AVID and Leadership Classes: March, 2021
Senderos Parent Meeting 4/2/21
Principal and Assistant Principal LCAP Input Meetings - ongoing

Additionally, much input was gathered last fall and winter of 2020 from families, students and staff through various ThoughtExchanges, distance learning input meetings, and distance learning surveys and webinars. As this input explicitly communicated current and anticipated needs, this data continues to inform the writing of the 2021-2022 LCAP.

Our input process also included consultation with the SELPA Director through monthly SEC meetings to inform services for our special needs students.

LCAP family, student and staff survey data and input from DELAC was shared with the District Advisory Committee, district leadership and site administration while updating the LCAP to ensure that priorities and budgeted resources directly connected to and informed goals, actions and services in the new LCAP. Additionally, site administration were given LCAP survey site-specific data to gage the effectiveness of actions and services at their schools.

A summary of the feedback provided by specific stakeholder groups.

LCAP patterns of feedback included:

- -Need for increased social emotional support for students including increased counseling and mental health counseling/services
- -Additional tutoring for all core subjects, but especially for math

- -Additional embedded academic interventions during the school day--family and student input clearly showed a preference for interventions during the school day as opposed to before and after school
- -Support for re-engagement to school due to distance learning
- -Increased English Learner support
- -Teacher professional development needs in the areas of English Learner support, mathematics instruction, and on technological tools, devices and programs to support distance learning, hybrid instruction and in-person instruction
- -Continued use of online academic programs such as Pear Deck, iReady and other digital resources
- -Continuation of support programs such as Advancement Via Individual Determination (AVID) and Leadership
- -Technology support was identified by families, students and staff as an additional need

A description of the aspects of the LCAP that were influenced by specific stakeholder input.

Aspects of the LCAP that were influenced by specific stakeholder input include:

- -Social Emotional Health: Restoration of $500 stipend for Social Worker interns at all grade spans
- -Technology Support: Additional 2.0 Educational Technology Specialists to be support staff's use of technological tools, devices and online academic programs
- -Intervention Sections: An additional 3 intervention sections offered during the school day in math and English Language Arts

Stakeholder feedback has also informed additional actions funded by SB86 and ESSER II and II funding that enhance and support MTSS actions funded in our 21-22 goals and actions. These actions are also partially funded by LCFF Supplemental and Title I resources:

- -RtI Coordinator for math at elementary sites
- -Small group tutoring at all grade spans
- -Peer Tutoring Coordinator at all secondary sites
- -Additional intervention sections during the school day in high school
- -Additional paraeducator push-in support during the school day, including bilingual paraeducators
- -Online intervention programs in math and ELA at all grade spans
- -A comprehensive summer program for all grade spans that includes social emotional support and mindfulness, math and literacy support, credit recovery (high school) and CTE/Visual Performing Arts electives (high school). The summer program will include Math Booster courses for Middle and High Schools.
- -Online intervention programs for all grade spans
- -Additional Newcomer support in secondary
- -Full Time Licensed Marriage Family Therapist (LMFT) for social emotional support at each secondary site
- -3 Full Time High School Credit Recovery Teachers
- -1 additional AVID section at each Middle School

Input from our English Learner / DELAC parents espoused similar concerns as in the general feedback. There is, of course, a heightened concern among these parents in regard to college and career readiness for their students. Though not funded through LCFF Supplemental funding, we have hired a TK - 12 English Language Development Teacher on Special Assignment for the 21-22 school year, and our focus will be on integrated and designated ELD and the acquired academic language our English Learners need to excel. Additionally, English Learners are a target group for our summer program, and we have planned ELD support programs both during and after the school day for 21-22.

Goals and Actions

Goal

Goal #	Description
1	All Santa Cruz City Schools students will be prepared to successfully access post-secondary college and career opportunities.

An explanation of why the LEA has developed this goal.

The metrics included in the CA School Dashboard and the UC/CSU A-G requirements are the metrics that currently determine "success" for college and career readiness as defined by the California Department of Education. While we have updated A-G requirement data for our graduates, we do not have an updated Dashboard indicator due to the pandemic. Other measures include graduation rate, Career Technical Education (CTE) participation and Advancement Placement participation.

The metrics below show under-representation of our Hispanic/Latinx, English Learner, Low Income and Students with Disabilities student groups in A-G completion, graduation rate and AP/Honors enrollment.

SCCS' CTE program offers an expansive set of courses for students both in and outside of our district. Much outreach to unduplicated students has occurred and is evidenced by the parity in student enrollment.

Over the years, Santa Cruz City Schools has invested in on-site academic counselors at our high schools to support students' college and career readiness. We currently have 3 full-time academic counselors at each of our comprehensive sites with a 1.0 academic counselor at Costanoa. Counselors at each of these sites support access of and support in A - G courses, Honors and Advanced Placement courses and planning for CTE pathways. Additionally, each site has a finely-tuned process for following up on students' credit completion, and credit recovery is offered in the regular school year as well as in the summer (3 additional Credit Recovery teachers were hired in Spring, 2021). Naviance, an online guidance program, was also implemented to support counselors in their work.

Stakeholder feedback has clearly stated that counselors support student success, and that a continuation of these roles is important. On the 2020-2021 Parent LCAP survey, 28.4% of parents identified school counselors as a role that "most supports my child in school" while 35% of parents identified counselors as a support their child "most needs." It must be noted that there were many competing supports and that parents were able to choose more than one.

To better serve our students and community and to ensure that each and every student has an equitable opportunity to develop and demonstrate college and career readiness, we will continue to implement best practices and actions that will increase the buy-in and increased engagement and representation in our programs that prepare students for college and career.

Measuring and Reporting Results

Metric	Baseline	Year 1 Outcome	Year 2 Outcome	Year 3 Outcome	Desired Outcome for 2023–24
Early Assessment Program (EAP) Scores	2018-19 EAP College Readiness Scores 39% of 11th Graders scored College Ready on the EAP ELA 24% of 11th Graders scored College Ready on the EAP Math				By 2023-2024, there will be a 15% increase in the percentage of students who are College Ready on the EAP with a 5% increase each year.
A-G (UC/CSU eligible) Rates	2019 - 20 Comprehensive High School Graduates A - G Completion All Students: 70% Hispanic / Latinx: 55% English Learners: 24% Low Income: 57% Students with Disabilities: 16%				By 2023-2024, there will be a 15% increase in the percentage of Hispanic/Latinx and Low Income who meet A-G requirements with a 5% increase each year for each group. By 2023-2024, there will be a 10% increase in the percentage of English Learners and Students with Disabilities who meet A-G requirements with a 3.3% increase each year for each group.

Metric	Baseline	Year 1 Outcome	Year 2 Outcome	Year 3 Outcome	Desired Outcome for 2023–24
					(California State Average for A-G completion is 48%)
Graduation Rate	2019 - 20 Adjusted Cohort Graduation Rate Student Groups: All Students: 91.70% Hispanic / Latinx: 89.5% English Learners: 74.2% Low Income: 89.1% Students with Disabilities: 74.30%				By 2023-2024, graduation rates for significant subgroups will improve to meet or exceed the "All Students" rate of 91.7%. (California State Average for graduation rate is 87.6%)
Dropout Rate	2019-2020 adjusted cohort dropout rate (total students not percentage). Students may be duplicated in multiple student groups: Hispanic / Latinx: 9 English Learners: 3 Low Income: 8 Students with Disabilities: 3				By 2023-2024, dropout rates will reduce to zero for all student groups.

Metric	Baseline	Year 1 Outcome	Year 2 Outcome	Year 3 Outcome	Desired Outcome for 2023–24
	There are a total of 14 dropouts for the district.				
AP and Honors Enrollment	2020-2021 cohort - duplicated count (students are counted more than once) High School Honors Enrollment n=797 Hispanic / Latinx: 25% English Learners (RFEP Incl): 17% Low Income: 24% Students with Disabilities: less than 1% High School Advancement Enrollment n=2105 Hispanic / Latinx: 25% English Learners: 16% Low Income: 21% Students with Disabilities: less than 1%				By 2023-2024, enrollment in Honors and Advanced Placement will increase by 9% with a 3% increase each year for each student group.

Metric	Baseline	Year 1 Outcome	Year 2 Outcome	Year 3 Outcome	Desired Outcome for 2023–24
CTE Participation	2020-2021 CTE Participation n=1,379 Hispanic / Latinx: 39% English Learners 6% RFEP: 21% Low Income: 25% Students with Disabilities: 11%				By 2023-2024, CTE participation will continue to reflect student demographics.
Advancement Via Individual Determination (AVID) Participation	2020-2021 AVID Enrollment n=525 Hispanic / Latinx: 75.2% English Learners: 8.8% RFEP: 56.6% Low Income: 61.5% Students with Disabilities: 3.6%				By 2023-2024, AVID participation will increase 3% each year for each student group with sections reaching enrollment capacity.

Actions

Action #	Title	Description	Total Funds	Contributing
1	Accessibility, Support and Guidance for All Students	Continue to provide a strong guidance program that serves to support all students in college and career readiness with a particular focus on A-G completion rates and CTE pathway completion for unduplicated students:	$2,345,636.00	Yes

Action #	Title	Description	Total Funds	Contributing
		Counselors assist in ensuring access post-secondary college and career opportunities (Elementary- LCFF Base and Secondary-LCFF Supplemental & Parcel Tax). Provide 4 year planning workshops for all 9th grade students. Our counselors are specifically focused on ensuring that our English Learners, Title 1 students, and Foster Youth have access, opportunity, and support in these plans so that they are successful in being A-G ready and able to take AP/Honors courses. Facilitate strategies for improving A-G completion rates including ongoing transcript audits. Refine our articulation efforts with our partner school districts – Live Oak, Soquel and the county's four small districts, specifically monitoring our Title 1, English Learner, and Foster Youth needs. Use common assessments, MAP and iReady to monitor student progress on the standards, with a specific focus on English Learner and RFEP progress. Continue to work with feeder districts and feeder schools to implement and refine our data based math placement process. Continue to implement Common Core Standards, following the Curriculum Master Plan to provide a broad course of study that will meet the needs of all students but is particularly designed to allow for accessibility and participation of unduplicated students in a rigorous, A-G course of study.		
2	College and Career Opportunities for All Students through	Continue to offer a broad Career Technical Education (CTE) program with participation that reflects district demographics with a particular	$1,938,252.00	No

Action #	Title	Description	Total Funds	Contributing
	Career Technical Education Program	focus on English Learners, Foster Youth, Title I and Special Education participation in Career Pathways: Continue to refine CTE program offerings and monitoring of effectiveness using our District CTE Plan and by annually completing the California State CTE rubrics based on the 11 Components of a High Quality CTE Program (Measure O). Continue to provide Career and Technical Education (CTE) courses at all comprehensive high schools and Costanoa (LCFF Supplemental, LCFF Base, Measure O, CTEIG, Perkins, Strong Workforce Grant). Increase number of Career Pathways at each comprehensive high school with an emphasis on supporting English Learners, Foster Youth, Title 1, and Special Education students to have access to these courses and pathways. Support increased enrollment and completion of Career Pathway options with an emphasis on supporting English Learners, Foster Youth, Title I and Special Education to have access to these course and pathways. Increase Work Based Learning opportunities for high school students, as stated in our district CTE Plan. Formalize our industry partnership agreements and articulation agreements with Cabrillo, as stated in our district CTE Plan. Explore forging new partnerships with our local Chamber of Commerce as part of these efforts. Hire District CTE TOSA to market CTE programs, study employment trends to inform programs, provide instructional support and complete compliance reports (CTEIG).		

Action #	Title	Description	Total Funds	Contributing
3	Career and College Support Programs	Continued expansion and implementation of Advancement Via Individual Determination (AVID) 6 - 12 (LCFF Supplemental) to support unduplicated students who are underrepresented or may be first in their family to attend college to be college-eligible and college-prepared. Continued implementation of Naviance program to support student college and career readiness (CTEIG Grant)	$435,509.00	Yes
4				
5	Assessment Systems to Monitor Progress and Set Goals	Use common assessments, MAP and iReady online platform to monitor student progress on the standards, with a specific focus on English Learner, Low Income and RFEP progress (COVID Resource $).	$66,790.00	

Goal Analysis [2021-22]

An analysis of how this goal was carried out in the previous year.

A description of any substantive differences in planned actions and actual implementation of these actions.

Analysis of the 2021-22 goals will occur during the 2022-23 update cycle.

An explanation of material differences between Budgeted Expenditures and Estimated Actual Expenditures.

Analysis of the 2021-22 goals will occur during the 2022-23 update cycle.

An explanation of how effective the specific actions were in making progress toward the goal.

Analysis of the 2021-22 goals will occur during the 2022-23 update cycle.

A description of any changes made to the planned goal, metrics, desired outcomes, or actions for the coming year that resulted from reflections on prior practice.

Analysis of the 2021-22 goals will occur during the 2022-23 update cycle.

A report of the Estimated Actual Expenditures for last year's actions may be found in the Annual Update Expenditures Table.

Goals and Actions

Goal

Goal #	Description
2	SCCS will create positive, engaging school environments that promote the development of cognitive skills and the social emotional well-being of all students.

An explanation of why the LEA has developed this goal.

The need for social emotional supports for all students is a cornerstone of our MTSS program and a critical need due to the pandemic. Currently, SCCS has a tiered social emotional program to respond to the needs of our students. Additionally, stakeholder feedback from families, students and staff has clearly communicated that students continue to need social emotional and mental health supports, and there is a deep concern that not being at school in-person will negatively affect students once they return in person. Both our LCAP and Social Emotional Surveys show a need for support due to student lack of focus, growing stress levels and feelings of disconnectedness. For 21-22, SCCS will continue to implement the tiered systems described below:

Tier 1 Social Emotional Programs and Systems
Social Emotional programs and systems are an integral part of our MTSS efforts TK-12. These programs support all students and are research-based and data-driven.

- -TK - 5: Programs at this grade span include the Second Step Curriculum (instruction in social and emotional learning, ie., empathy and emotion management), and Positive Behavioral Intervention and Supports or PBIS (a schoolwide, universal system in which students learn behavioral expectations and are recognized for positive behavior). Another program, Zones of Regulation, is a framework to support emotional regulation.
- -6 - 8: Positive Behavioral Intervention and Supports (PBIS) and Trauma Informed Practices
- -9 - 12: Programs at the high school include Restorative Practices and Trauma Informed Practices. Restorative Practices include a set of principles and practices that build community and restore relationships when harm has occurred. These practices support and complement current school initiatives and can be used to positively impact school culture, discipline, and academic needs. Trauma Informed Practices address chronic stress and trauma, and self care and regulation. These practices include trauma sensitive schoolwide protocols and classroom instruction.
- -Counselor Classroom Presentations / Lessons
- -Classroom Accommodations and Flexibility
- -Secondary Mindfulness Activities
- -Student Wellness Survey for students upon return for in-person instruction
- -Student Study Team (SST) referrals to determine targeted accommodations
- -Student counseling referral forms available for all staff with a protocol for counselor response

Tier 2 Social Emotional Programs and Systems
Tier 2 programs and systems are in place to provide more individualized support to students who need more than they are receiving in Tier 1.

- -Site Attendance Review Teams collaboration with social workers
- -Counselor one-on-one guidance
- -Small group counseling
- -Social Emotional Health Survey Student Protocol (students are identified for intervention if answers indicate a critical need)
- -Outreach to students impacted by COVID-19
- -School Community Coordinators outreach
- -Parent Network support classes

Tier 3 Social Emotional Programs and Systems
Tier 3 programs and systems are provided to individual students and deliver a more individualized approach than is available in Tier 2.

- -Social Worker, interns outreach, support and home visits
- -Referral to Encompass Community Services for intensive therapeutic counseling for students and families
- -Referrals to other community organizations such as NAMI, Family Service Agency, Community Action Board, etc.

For 21-22, expansion of social emotional supports include the following:

Tier 1 Next Steps:
Continue Professional Development focus on:

- -Trauma Informed Practices
- -Restorative Practices

Continue implementation of:

- -Second Step
- -PBIS
- -Social Emotional Health Survey

Tier 2 Next Steps:

- -Site attendance review teams with social worker/intern
- -Student Study Teams
- -Broadening outreach to students and families impacted by COVID-19
- -School community coordinator outreach and support
- -Additional MFT/Mental Health Specialist for each secondary campus 21-22 school year

Tier 3 Next Steps:

- -Social workers/interns outreach with in-person and telehealth counseling
- -Encompass mental health clinicians on site one day per week at all high schools
- -Referrals to Pajaro Valley Prevention and Student Assistance to support students with substance use
- -Referrals to community organizations

Measuring and Reporting Results

Metric	Baseline	Year 1 Outcome	Year 2 Outcome	Year 3 Outcome	Desired Outcome for 2023–24
Social Emotional Health Survey Results	Elementary Survey Data: "I feel thankful for my school": 87'% "I feel thankful that my teachers are nice: 97% Secondary Survey Data: "I am satisfied / very satisfied with my school experience": 2020: 38% "On most days I feel enthusiastic": 2020: 45% "I feel I belong to a community": 2020: 48%				In 2023-2024: Elementary Data: Continue high levels of students feeling thankful and that their teachers are nice (87% and above). Secondary Data: Students who felt satisfied with their school experience, enthusiastic and who felt that they belonged to a community will increase by 15% with a 5% increase each year.

Metric	Baseline	Year 1 Outcome	Year 2 Outcome	Year 3 Outcome	Desired Outcome for 2023–24
LCAP Student Survey Results	2020-2021 Elementary Student LCAP Survey "I feel connected and engaged with school": 67% "I feel that the school recognizes and values student accomplishments": 82% "When I have problems or challenges, I feel there are adults at the school to help and support me": 77% "I feel that teachers and administrators care about all students": 87% Secondary Student LCAP Survey: "I feel connected and engaged at school": 43% "I feel that the school recognizes and values student				Elementary Data: Increase /maintain positive response trends each year so that all responses are at 85% and above. Secondary Data: Increase positive response rate for each question by 15% with a 5% increase each year.

Metric	Baseline	Year 1 Outcome	Year 2 Outcome	Year 3 Outcome	Desired Outcome for 2023–24
	accomplishments": 52% "When I have problems or challenges, I feel there are adults at the school to help and support me": 58% "I feel that teachers and administrators care about all students": 63%				
Attendance / Engagement Data	Attendance Positive Percentage Rates as of May 18, 2021 Bay View Elementary: Gault Elementary: 92% DeLaveaga Elementary: 95% Monarch Elementary: 97% Westlake Elementary: 96% Branciforte Middle School: 98% Mission Hill Middle School: 98% Costanoa High School: 85%				In 2023-2024, will reach at least 95% or above for all school sites.

Metric	Baseline	Year 1 Outcome	Year 2 Outcome	Year 3 Outcome	Desired Outcome for 2023–24
	Harbor High School: 97% Santa Cruz High School: 98% Soquel High School: 98%				

Actions

Action #	Title	Description	Total Funds	Contributing
1	Social Emotional Support Staff	To ensure the social emotional health of all students but, in particular, the acute needs of students who are English Learners, Low Income and Students with Disabilities, the implementation of strong social emotional systems throughout the district with increased staff to ensure their implementation with fidelity: Counselors at each school site (See Goal #1) 1.0 LMFT/Mental Health Specialist at each high school for social emotional support at each middle and high school and .5 at Costanoa (SB86) Social Work / MFT Interns will provide social emotional counseling and supports with a particular focus on unduplicated students' needs (LCFF Supplemental) Social Workers to remove obstacles to school success focused primarily on unduplicated pupils and their families (LCFF Supplemental) Positive Behavior Intervention Support (PBIS) Technicians are at each elementary school to support students in needing Tier 2 and Tier 3 behavior training and support. These PBIS Technicians will be working with their site PBIS teams to receive training to meet the needs of each student they support (LCFF Supplemental)	$1,138,000.00	Yes

Action #	Title	Description	Total Funds	Contributing
		Continue .2 FTE counseling support at both middle schools to ensure students social emotional needs are addressed and to work to better connect 6th - 8th grade students to school with a strategic focus on connecting our English Learners, Foster Youth and Low Income students		
2	County Collaboration to Strengthen Social Emotional Systems	Collaboration with County Office of Education on Foster and Homeless Youth Services through partnership with SIBHI (Schools Integrated Behavioral Health Initiative) to ensure that services and outreach throughout the county is coordinated, thoughtful and intentional throughout SCCS schools.	$0.00	Yes
4	School Connectedness	.4 FTE Activities Director at each comprehensive high school and .1 FTE at Costanoa Continuation High School to promote school connectedness for all students and to promote and monitor school connectedness for English Learners, Foster Youth and Low Income students. Middle School School Connectedness Activities Director (Branciforte .09 and MHMS .2)	$190,519.00	No Yes
5	Social Emotional Systems of Support	Positive Behavioral Interventions and Support (PBIS) PBIS programs have been implemented at all elementary and middle school sites as a Tier 1 behavioral support system that focuses on clarity of behavioral expectations and positive reinforcement for positive behavior. Second Step Curriculum	$20,000.00	Yes

Action #	Title	Description	Total Funds	Contributing
		The Second Step curriculum is established at each elementary site and Branciforte Middle School. Second Step is a holistic approach to building supportive communities for every child through social-emotional learning using universal, classroom-based, social-emotional learning curriculum for Kindergarten–Grade 8 that nurtures children's social-emotional competence and foundational learning skills. Restorative Justice Restorative Justice will continue to be explored and implemented the high school level as a means to support building student community. High School staff will attend Restorative Justice trainings and determine how to begin/maintain implementation at their respective sites to decrease suspension and expulsion rates for secondary unduplicated students, with a particular focus on Hispanic/Latinx and Low Income students. Use of the Countywide Counseling Curriculum Handbook at secondary Continued implementation of Trauma Informed Practices Weekly parent networking and support meetings		
6	Homeless Student Support Systems and Practices	Continued support for homeless and Foster Youth in SCCS by providing needed materials for school as well as addressing basic needs. Student Services Administrative Assistant to manage outreach and support efforts for Homeless/Foster Youth (.12) Set aside for materials and resources to support homeless students. (Title 1) Boys and Girls Club enrollment for summer for elementary homeless students. (Title 1)	$36,679.00	Yes

Action #	Title	Description	Total Funds	Contributing
		Continue bus route that includes a direct pick up at shelter for homeless students and provide bus passes to students. (Title 1) Wellness Centers at each middle school with food, toiletries and other needed items for Low Income students and families Mileage for staff outreach / home visits Food Pantries at each secondary site for Low Income students and families		
7	Attendance Intervention Systems	Student Services, sites and social workers will continue to collaborate on systems that track and respond to students who are in danger of becoming chronically absent, including outreach, letters, counseling and home visits as needed to intervene on behalf of all students but particularly for students who are displaced, Homeless and Low Income.	$17,154.00	Yes
8			$0.00	No
9			$0.00	Yes

Goal Analysis [2021-22]

An analysis of how this goal was carried out in the previous year.

A description of any substantive differences in planned actions and actual implementation of these actions.

Analysis of the 2021-22 goals will occur during the 2022-23 update cycle.

An explanation of material differences between Budgeted Expenditures and Estimated Actual Expenditures.

Analysis of the 2021-22 goals will occur during the 2022-23 update cycle.

An explanation of how effective the specific actions were in making progress toward the goal.

Analysis of the 2021-22 goals will occur during the 2022-23 update cycle.

A description of any changes made to the planned goal, metrics, desired outcomes, or actions for the coming year that resulted from reflections on prior practice.

Analysis of the 2021-22 goals will occur during the 2022-23 update cycle.

A report of the Estimated Actual Expenditures for last year's actions may be found in the Annual Update Expenditures Table.

Goals and Actions

Goal

Goal #	Description
3	We will eliminate the achievement gaps that currently exist between demographic groups within the SCCS student community.

An explanation of why the LEA has developed this goal.

Santa Cruz City Schools believes that demographics should not determine outcomes. Strategic and concentrated work has occurred to address the learning gaps in our district, and current work addresses the "digital divide" that has also plagued our district (as well as many others in the state). The focus of our MTSS effort is to create a rigorous academic program with a guaranteed, viable curriculum that works to ensure the success of all students. Our focus on Tier 1 first good instruction is to ensure that we are meeting the needs of the majority of our students, while those students who need more strategic and individualized support are provided for through our Tier 2 and 3 systems and programs.

In past years, CAASPP data and Dashboard data has shown that not all students are achieving at high levels, and that our English Learners, Low Income and Students with Disabilities are achieving at levels lower than their White and Asian counterparts. Though our 2019 CAASPP data showed definite positive growth for these student groups, our current concern is the effect of distance learning on students who face additional challenges due to lack of academic language, lack of personal resources and/or the challenges of a learning disability. Our current local data shows that though many groups have continued to grow in our virtual classrooms, the gap remains in both reading and math from elementary through high school for these groups. Additionally, our most current graduation data, A-G completion data and grade data show how these gaps directly affect college and career outcomes for these students.

An important part of our MTSS work to address learning gaps is through the role of our LCFF-funded Response to Intervention (RtI) Coordinators at each of our sites. The RtI Coordinators track program and individual student data, and either directly provide intervention or design interventions for students below grade level. Additionally, our Coordinators support teachers' implementation of intervention in their classrooms, and they also play in role in creating intervention programs offered before, during and after school. Recent local assessment data shows accelerated growth for students who participate in these interventions:

In both of our middle schools, students placed in the after school intervention (Tier 2), Tier 3 interventions and Small Cohorts (Tier 3) began with math achievement levels lower than “All Students”. For the After School student intervention group, the percentage of students who moved from “2+ grade levels below” to “1 level below” grew from 10% to 22%, thus doubling the number of students in that achievement band. There was also a 2% growth of students who achieved “on or above grade level.”

The Tier 3 Math interventions students decreased their percentage of students at “2+ grade levels below” by 11%. This group also increased the amount of students in the “1 level below” band 24%.

Small cohorts (Tier 3) also showed growth with 3% of students moving to “on or above grade level."

Our current ELPAC scores also show a need for our English Learners to accelerate at a faster pace. An audit of current ELD practices as well as a revision of our English Learner Master Plan are two foci for our work in 21-22.

Measuring and Reporting Results

Metric	Baseline	Year 1 Outcome	Year 2 Outcome	Year 3 Outcome	Desired Outcome for 2023–24
Pioneer Valley Reading and iReady Reading	Grades 1 - 2 Pioneer Valley T3 grade level status and growth: All 1st graders *n=247 *below grade level=43% *at or above grade level= 57% *1-3 levels growth=45% *4+ levels growth=55% 1st grade English Learners *n=50 *below grade level=76% *at or above grade level= 24% *1-3 levels growth=60%				By 2023-2024, there will be 9% increase in the percentage of students who meet either 1 or 2 levels on the Fountas and Pinnell* reading assessment with each student group increasing 3% each year. By 2023-24, there will be a 10% decrease in the percentage of students 2 or more levels below grade level in reading as measured by the iReady diagnostic. *In 21-22, Fountas and Pinnell will replace Pioneer Valley Reading Assessment.

Metric	Baseline	Year 1 Outcome	Year 2 Outcome	Year 3 Outcome	Desired Outcome for 2023–24
	*4+ levels growth=40% 1st grade Special Education *n=36 *below grade level=70% *at or above grade level= 30% *1-3 levels growth=58% *4+ levels growth=42% 1st grade Latinx students *n=114 *below grade level=59% *at or above grade level= 41% *1-3 levels growth=52% *4+ levels growth=48% All 2nd graders *n=205 *below grade level=34% *at or above grade level= 66% *1-3 levels growth=47%				

Metric	Baseline	Year 1 Outcome	Year 2 Outcome	Year 3 Outcome	Desired Outcome for 2023–24
	*4+ levels growth=53% 2nd grade English Learners *n=41 *below grade level=70% *at or above grade level= 30% *1-3 levels growth=43% *4+ levels growth=56% 2nd grade Special Education *n=18 *below grade level=61% *at or above grade level= 39% *1-3 levels growth=45% *4+ levels growth=55% 2nd grade Latinx Students *n=205 *below grade level=34% *at or above grade level= 66% *1-3 levels growth=47%				

Metric	Baseline	Year 1 Outcome	Year 2 Outcome	Year 3 Outcome	Desired Outcome for 2023–24
	*4+ levels growth=53% Grades 3-5 iReady Reading diagnostic assessment--administered May 2021 3rd grade reading overall: n=286 63% at grade level 17% one grade level below 20% two or more grade levels below 3rd grade reading English Learners: n=80 30% at grade level 24% one grade level below 46% two or more grade levels below 3rd grade reading Special Education: n=47 36% at grade level 19% one grade level below 40% two or more grade levels below				

Metric	Baseline	Year 1 Outcome	Year 2 Outcome	Year 3 Outcome	Desired Outcome for 2023–24
	3rd grade reading Latinx Students: n=119 46% at grade level 20% one grade level below 34% two or more grade levels below 4th grade reading overall: n=242 52% at grade level 34% one grade level below 14% two or more grade levels below 4th grade reading English Learners: n=45 11% at grade level 40% one grade level below 49% two or more grade levels below 4th grade reading Special Education: n=42 12% at grade level 45% one grade level below 43% two or more grade levels below				

Metric	Baseline	Year 1 Outcome	Year 2 Outcome	Year 3 Outcome	Desired Outcome for 2023–24
	4th grade reading Latinx students: n=92 23% at grade level 52% one grade level below 27% two or more grade levels below 5th grade reading overall: n=267 55% at or above grade level 22% one grade level below 23% two or more grade levels below 5th grade reading English Learners: n=46 9% at or above grade level 17% one grade level below 74% two or more grade levels below 5th grade reading Special Education: n=41 29% at or above grade level 22% one grade level below				

Metric	Baseline	Year 1 Outcome	Year 2 Outcome	Year 3 Outcome	Desired Outcome for 2023–24
	49% two or more grade levels below 5th grade reading Latinx Students: n=111 30% at or above grade level 23% one grade level below 47% two or more grade levels below				
iReady ELA and Math (Middle School)	Grades 6-8 iReady Reading diagnostic assessment--administered May 2021 6th grade: 57% at grade level 16% one grade level below 27% two or more grade levels below 7th grade: 56% at grade level 15% one grade level below 28% two or more grade levels below 8th grade:				By 2023-2024, the percentage of students who score on or above grade level on iReady ELA and Math will increase by 10% with a 3.3% increase each year.

Metric	Baseline	Year 1 Outcome	Year 2 Outcome	Year 3 Outcome	Desired Outcome for 2023–24
	56% at grade level 17% one grade level below 27% two or more grade levels below Grades 6-8 iReady Math diagnostic assessment--administered May 2021 6th grade: 44% at grade level 28% one grade level below 27% two or more grade levels below 7th grade: 39% at grade level 25% one grade level below 37% two or more grade levels below 8th grade: 41% at grade level 26% one grade level below 33% two or more grade levels below iReady Reading Diagnostic - Middle School				

Metric	Baseline	Year 1 Outcome	Year 2 Outcome	Year 3 Outcome	Desired Outcome for 2023–24
	English Learners n=87 8% increase of students at or above grade level (from 3% to 11%) 4% increase of students at 1 grade level below (from 9% to 13%) 7% decrease of students at 2 grade levels below (from 17% to 10%) 6% decrease of students at 3 or more grade levels below (from 72% to 66%) Special Education Students n=229 2% increase of students at or above grade level (from 29% to 31%) 4% increase of students at 1 grade level below (from 13% to 17%) 2% decrease of students at 2 grade levels below (from 11% to 9%) 2% decrease of students at 3 or more				

Metric	Baseline	Year 1 Outcome	Year 2 Outcome	Year 3 Outcome	Desired Outcome for 2023–24
	grade levels below (from 46% to 44%) Hispanic/Latino Students n=330 5% increase of students at or above grade level (from 26% to 31%) 8% increase of students at 1 grade level below (from 12% to 20%) 3% decrease of students at 2 grade levels below (from 13% to 10%) 10% decrease of students at 3 or more grade levels below (from 49% to 39%) Low Income - to be added iReady Math Diagnostic - Middle School English Learners n=57 3% increase of students at or above				

Metric	Baseline	Year 1 Outcome	Year 2 Outcome	Year 3 Outcome	Desired Outcome for 2023–24
	grade level (from 1% to 4%) 1% increase of students at 1 grade level below (from 15% to 16%) 3% decrease of students at 2 grade levels below (from 19% to 16%) 65% of students at 3 or more grade levels below (this stayed the same from fall to end of school year) Special Education Students n=231 9% increase of students at or above grade level (from 17% to 26%) 9% decrease of students at 1 grade level below (from 25% to 16%) 4% decrease of students at 2 grade levels below (from 15% to 11%) 3% increase of students at 3 or more grade levels below (from 43% to 46%)				

Metric	Baseline	Year 1 Outcome	Year 2 Outcome	Year 3 Outcome	Desired Outcome for 2023–24
	Hispanic/Latino Students n=326 6% increase of students at or above grade level (from 12% to 18%) 6% decrease of students at 1 grade level below (from 32% to 26%) 2% decrease of students 2 grade levels below (from 17% to 15%) 2% increase of students 3 or more grade levels below (from 38% to 40%) Low Income - to be added				
High School Math Checkpoints	Varies by standard that is assessed				By 2023-2024, the percentage of students who test proficient on Checkpoint math standards will increase to 80%.
Middle and High School Grades	Middle School and High School Grades - D and F Rates				By 2023-2024, the percentage of students who receive a D or F will decrease

Metric	Baseline	Year 1 Outcome	Year 2 Outcome	Year 3 Outcome	Desired Outcome for 2023–24
	Branciforte Middle School: 39.2% Mission Hill Middle School: 29.6% Harbor High School: 23.6% Santa Cruz High School: 21.9% Soquel High School: 23.7%				by 9% with a 3% decrease each year.
ELPAC Scores	2019 - 2020 ELPAC Grade Spans: K - 12 ELPAC Growth % of students who grew 2 levels: 2.17% % of students who grew 1 level: 19.86% % of students who stayed the same: 54.48% % of students who went back 1 level: 18.77% % of students who went back 2 levels: 0.72%				By 2023-2024, the percentage of students who grew 1 or more levels on the ELPAC will grow 15% with a 5% increase each year.
iReady Math (Elementary)	Grades 3-5 iReady Math diagnostic assessment--administered May 2021				By 2023-2024, the percentage of students who score on or above grade level on iReady Math will increase by 10% with

Metric	Baseline	Year 1 Outcome	Year 2 Outcome	Year 3 Outcome	Desired Outcome for 2023–24
	3rd grade math overall: n=291 37% at grade level 41% one grade level below 22% two or more grade levels below 3rd grade math English Learners: n=86 10% at grade level 45% one grade level below 45% two or more grade levels below 3rd grade math Special Education: n=49 16% at grade level 33% one grade level below 51% two or more grade levels below 3rd grade math Latinx Students: n=123 18% at grade level 46% one grade level below 36% two or more grade levels below				a 3.3% increase each year.

Metric	Baseline	Year 1 Outcome	Year 2 Outcome	Year 3 Outcome	Desired Outcome for 2023–24
	4th grade math overall: n=244 38% at grade level 45% one grade level below 16% two or more grade levels below 4th grade math English Learners: n=43 4% at grade level 40% one grade level below 56% two or more grade levels below 4th grade math Special Education: n=49 16% at grade level 33% one grade level below 51% two or more grade levels below 4th grade math Latinx Students: n=92 18% at grade level 49% one grade level below 33% two or more grade levels below				

Metric	Baseline	Year 1 Outcome	Year 2 Outcome	Year 3 Outcome	Desired Outcome for 2023–24
	5th grade math overall: n=270 39% at grade level 38% one grade level below 23% two or more grade levels below 5th grade math English Learners: n=47 4% at grade level 34% one grade level below 62% two or more grade levels below 5th grade math Special Education: n=41 22% at grade level 29% one grade level below 49% two or more grade levels below 5th grade math Latinx students: n=111 21% at grade level 44% one grade level below 35% two or more grade levels below				

Metric	Baseline	Year 1 Outcome	Year 2 Outcome	Year 3 Outcome	Desired Outcome for 2023–24

Actions

Action #	Title	Description	Total Funds	Contributing
1	Elementary RtI Program	SCCS will provide a strong tiered academic and intervention program with additional staff to support and intervene on behalf of all students, but particularly for students who are English Learner, Low Income, Homeless and Foster Youth and Students with Disabilities: 1.0 ELA RTI Coordinator at each school site 1.0 Math RtI Coordinator for each elementary site (COVID) Academic Intervention para professionals for English Learner Support English Learner Task Force Implementation and Revision of English Learner Master Plan While the services that RtI Coordinators and the Academic Intervention Technicians are provided to any underachieving student, these resources are specifically in place to target, support, and monitor the growth and achievement of our unduplicated count students. Elementary Site targeted support funds address various goals supporting targeted services and materials for unduplicated students as identified by individual sites and approved by both site councils and the Governing Board.	$1,885,468.00	Yes
2			$0.00	No

Action #	Title	Description	Total Funds	Contributing
3			$0.00	Yes
4	Secondary RtI Program	RtI Coordinators will facilitate and implement needed interventions at secondary school sites to address graduation, drop out rates and A-G completion for unduplicated students: Math and English Language Arts Intervention Sections at each secondary school Bilingual paraprofessionals for English Learner Support Credit Recovery Program Staffing and Materials After School Intervention Staffing focused on supporting our English Learners, foster students, homeless students, and Title 1 students Secondary site discretionary funds address various goals supporting targeted services and materials for unduplicated students as identified by individual sites in their Single Plan for Student Achievement, which is approved by each school's Site Council and the Governing Board.	$2,346,706.00	Yes
5	Summer Programs	Elementary, middle school and high school summer programs in math and literacy with a focus on intervention, enrichment, credit recovery and addressing learning gaps due to disrupted learning in 20-21 for unduplicated students (COVID Resource Budget).	$581,628.00	No
6	English Learner Supports	To address English Learner progress, additional staff and interventions will be embedded in the school day for all English	$333,420.00	Yes

Action #	Title	Description	Total Funds	Contributing
		Learners. This includes the revision of the district's English Learner Master Plan to systemize and plan ongoing curriculum, interventions and best practices for English Learners: .8 English Learner Teacher on Special Assignment (Title III) Revision of District English Learner Master Plan supported by EL TOSA Newcomer Program Classes and Supports (LCFF Supplemental / COVID Resources) ELD Intervention/Support Classes (LCFF Supplemental / COVID Resources) Professional Development / English Learner Task Force (COVID Resources)		
7			$0.00	No

Goal Analysis [2021-22]

An analysis of how this goal was carried out in the previous year.

A description of any substantive differences in planned actions and actual implementation of these actions.

Analysis of the 2021-22 goals will occur during the 2022-23 update cycle.

An explanation of material differences between Budgeted Expenditures and Estimated Actual Expenditures.

Analysis of the 2021-22 goals will occur during the 2022-23 update cycle.

An explanation of how effective the specific actions were in making progress toward the goal.

Analysis of the 2021-22 goals will occur during the 2022-23 update cycle.

A description of any changes made to the planned goal, metrics, desired outcomes, or actions for the coming year that resulted from reflections on prior practice.

Analysis of the 2021-22 goals will occur during the 2022-23 update cycle.

A report of the Estimated Actual Expenditures for last year's actions may be found in the Annual Update Expenditures Table.

Goals and Actions

Goal

Goal #	Description
4	We will develop a highly collaborative, professional culture focused on supporting effective teaching.

An explanation of why the LEA has developed this goal.

Santa Cruz City Schools is finalizing a multi-year professional development plan based on the MTSS tiered framework. As classroom instruction is the single most important factor in student success, we are committed to supporting our team to collaborate and learn together so that they can continuously refine their practice to better serve students. Pre-pandemic, professional development teacher input meetings and surveys identified these areas as critical focus areas for teacher training:

21st Century Skills - 80%
Technology Integration - 73%
Convergence - 72%
Restorative Justice - 68%
UDL (Universal Design for Learning)/Differentiated Instruction - 67%
Visible Learning Strategies - 58%

The outcomes for our technology goals in our current technology plan have been accelerated and realized as a result of this year's swift shift to virtual instruction. That being said, other identified professional learning needs now more critical than ever to address the impacts of pandemic learning. Current LCAP staff survey input identified the following areas for professional development:

- -Student engagement strategies
- -Best practices for hybrid instruction / hybrid teaching tools
- -Strategies to support students' social emotional health
- -Strategies to support English Learners

With a focus on first good teaching in Tier 1, our multi-year professional development plan will encompass all these areas of identified needs, and will also include a focus on a providing rigor in all subject areas. Another focus area is a strong assessment system that provides both formative, interim and summative data points to inform not only teaching but also our programs. English Language Development is another critical focus for 21-22. Based on teacher feedback, SCCS also plans to continue to invest in online academic programs that have served to enhance teaching, provide intervention and also provide for valid and insightful student evaluation.

Measuring and Reporting Results

Metric	Baseline	Year 1 Outcome	Year 2 Outcome	Year 3 Outcome	Desired Outcome for 2023–24
Teacher Working Conditions Survey	20-21 Working Conditions Survey Percentage of Teachers who "Agree" with the following statements: Sufficient resources are available for professional development in my school: 82.3% Sufficient resources are available for professional development in my school: 76.6% Professional development offerings are data driven: 85.6% Professional development deepens teachers' content knowledge: 77.3% Teachers have sufficient training to fully utilize instructional technology: 61.9%				By 2023-2024, responses on these survey questions will reach or maintain a positive response rate of 85% or above.

Metric	Baseline	Year 1 Outcome	Year 2 Outcome	Year 3 Outcome	Desired Outcome for 2023–24
	Teachers use assessment data to inform their instruction: 95% Teachers work in professional learning communities to develop and align instructional practices: 96% Teachers are encouraged to reflect on their own practice: 92.0% In this school, follow up is provided from professional development: 75.7% Professional development provides ongoing opportunities for teachers to work with colleagues to refine teaching practices: 86.6% Professional development is evaluated and results are communicated to teachers: 70.8%				

Metric	Baseline	Year 1 Outcome	Year 2 Outcome	Year 3 Outcome	Desired Outcome for 2023–24
LCAP Staff Survey	Students feel connected and engaged with my school: 76% Under-performing students are well supported to improve academically at my school: 71.3% I feel there are enough supports for English Learners progress at my school: 52.5%				By 2023-2024, responses on these survey questions will reach 80% or above.
LCAP Survey Prioritized Areas of Need	Student engagement strategies Strategies to support students' social emotional health Strategies to support English Learners				By 2023-2024, training and professional development will include outcomes/pedagogy/foci that are based on prioritized areas of need.

Actions

Action #	Title	Description	Total Funds	Contributing
1	English Language Development (ELD) Professional Learning on Best Practices	A rigorous professional development plan will address the needs of English Learners in the district through participation in research-based and data driven ELD pedagogy including an ELD TOSA to coordinate trainings and provide coaching: Guided Language Acquisition Design (GLAD) Training for English Language Learners (Elementary) $60,000 $25,000 Title III $35,000 ESSER 3 Dedicated ELD Curriculum Study & Development (Elementary) English Language Learners $4,783 Title III Integrated ELD & Designated ELD (Secondary) • EL RISE! (Through COE) • West Ed • CABE • Accountable Academic Talk West Ed or other PD Provider for 4-5 sites (West Ed is about $20k per site) $200,439 Over 4 years Title III $26,439 Title I $65,000 ESSER 2 $47,000 ESSER 3 $45,000 Title IV $17,000 .8 ELD TOSA (Elementary and Secondary) - See Goal #3	$88,407.00	Yes

Action #	Title	Description	Total Funds	Contributing
2	Site and District Curriculum Leadership Teams	District teacher leadership teams will continue to drive both site and district professional development and spearhead initiative that support our LCAP goals: Santa Cruz Instructional Leadership (SCIL): Continue to support and refine roles of Santa Cruz Instructional leaders (SCIL) The Santa Cruz Instructional Leadership Team (SCIL) districtwide will continue to support professional learning community work at all school sites (LCFF Supplemental). The Teacher Leader PLC will continue to support future school leaders through on-going trainings. The focus of these groups is on equity and ensuring as instructional leaders, we are focused on closing the achievement gap. Establish districtwide Curriculum and Assessment teams to collaborate on essential standards, authentic and formative assessments, scope and sequence and curriculum design (COVID Resources Budget).	$157,583.00	No
3	Social Studies Adoption Implementation	A .6 FTE History Social Social Teacher on Special Assignment (TOSA) will work with Secondary History Social Science teachers to develop a district professional development and curriculum plan to support all secondary history social science teachers in implementing the newly adopted California History Social Science framework. A focus of this work will be on using instructional strategies and curriculum that meet the needs of and engage our English Learners, Title 1 students, and Foster Youth.	$99,925.00	Yes
4	Professional Learning Communities and Site Professional Development	In order to support integrated, districtwide efforts for unduplicated and Title I students, Title I allocations to support site intervention and training will be provided. Additionally, continued professional development in core content areas, academic language development for English Learners and support for Professional Learning	$90,097.00	Yes

Action #	Title	Description	Total Funds	Contributing
		Communities will continue to allow for focused and strategic collaboration at sites around student achievement: Site Allocations to Title I eligible schools to support professional learning goals in single plans for student achievement (Title 1) Silicon Valley Math Initiative (SVMI) Membership to support continued professional development on the Common Core Mathematics standards and assessments (S4C Countywide Membership). Continue to support our Teacher Leader PLC and work to support future school leaders through on-going trainings.		
5	Educational Technology	In order to systematize increased digital teaching and learning, including online programs for intervention and engagement, additional educational technology staff will support site efforts: Additional 2.0 Educational Technology Specialists will support, train and troubleshoot around technology at secondary school sites (LCFF Supplemental). Computer Science for All Teacher on Special Assignment will continue to provide ongoing training in Computer Science integration and provide professional development on educational technology (CS for All Grant).	$201,150.00	
6	New Teacher Project Teachers on Special Assignment	New Teach Project Teachers on Special Assignment will provide support monitoring and coaching of new teachers to attain clear teaching credential at all school sites (Title II & LCFF Base).	$155,635.00	

Goal Analysis [2021-22]

An analysis of how this goal was carried out in the previous year.

A description of any substantive differences in planned actions and actual implementation of these actions.

Analysis of the 2021-22 goals will occur during the 2022-23 update cycle.

An explanation of material differences between Budgeted Expenditures and Estimated Actual Expenditures.

Analysis of the 2021-22 goals will occur during the 2022-23 update cycle.

An explanation of how effective the specific actions were in making progress toward the goal.

Analysis of the 2021-22 goals will occur during the 2022-23 update cycle.

A description of any changes made to the planned goal, metrics, desired outcomes, or actions for the coming year that resulted from reflections on prior practice.

Analysis of the 2021-22 goals will occur during the 2022-23 update cycle.

A report of the Estimated Actual Expenditures for last year's actions may be found in the Annual Update Expenditures Table.

Goals and Actions

Goal

Goal #	Description
5	SCCS will maintain a balanced budget and efficient and effective management.

An explanation of why the LEA has developed this goal.

Santa Cruz City Schools is committed to aligning all resources fiscal, him and time to support the academic achievement and well-being of all of our students. Resource decisions are driven by "What is best for students?" We realize we cannot be an effective educational institution if we do not prioritize and utilize resources based on evidence based needs. Our process includes input from stakeholders year-round, as well as in our formal LCAP input process. We allocate resources with the support of the following stakeholder engagement processes:

- -District Budget Advisory Committee (BAC)
- - Annual family, student and stakeholder surveys
- - Biannual Parent Leader Dinner
- - Regular Site Council Meetings at each school site
- -Ongoing budget update meetings with Principals and Department Directors throughout the year
- -Ongoing budget discussion at Principal meetings to seek clarity on spending guidelines, gain input and make spending decisions
- -Ongoing review of stakeholder input and the LCFF Supplemental Budget at District Advisory Committees

As a district we work to align all plans and budgets with our overall district goals and outcomes. This includes integration of our Single Plans for Student Achievement, our LCAP, our English Learner Master Plan, our CTE plan and our District Technology Plan. This year, we also see the integration of plans that support our goals through all state and federal COVID resources.

Measuring and Reporting Results

Metric	Baseline	Year 1 Outcome	Year 2 Outcome	Year 3 Outcome	Desired Outcome for 2023–24
All district plans and budgets will be aligned with the six district goals.	District plans are aligned with district goals though alignment could be more explicit.				By 2023-2024, district plans explicitly show alignment with the six district goals.

Metric	Baseline	Year 1 Outcome	Year 2 Outcome	Year 3 Outcome	Desired Outcome for 2023–24
Facility Inspection Tool (FIT) Report Ratings	School Facility Good Repair Status (FIT Reports) - November 2020 reported all district sites' facilities as being in "good" overall condition				By 2023-2024, maintenance of "good" rating status for all sites for each year.
District Advisory Meetings	District Advisory Committee meets four times a year with representation from all stakeholders: Classified, Certificated, Management, GSCFT, SCCE and Trustees.				By 2023-2024, continued meetings with consistent representation from all stakeholders four times a year.
Principal and Department Budget Meetings	Meetings occur throughout the school year.				By 2023-2024, meetings will occur in October and January to coincide with Interim Budget Reports with another check in during the Spring.

Actions

Action #	Title	Description	Total Funds	Contributing
1	District Budget Monitoring Planning Systems	SCCS' Business department will continue its ongoing collaboration with departments and sites to ensure that all budget decisions are made collaboratively and thoughtfully and are based on the needs of	$187,982.00	No

Action #	Title	Description	Total Funds	Contributing
		all students with a particular focus on under-resourced students, including English Learners, Low Income and Homeless/Foster Youth: Site Program Coordinator Helps Monitor Supplemental Budgets and Expenditures Administrative Assistant Helps Monitor Supplemental Budgets and Expenditures (.2) Support sites and departments with plans and budget development to ensure alignment with district goals Continue to refine metrics to monitor impact of key LCAP initiatives - Academic RtI and Social Emotional efforts Provide sites and departments support with budget monitoring with ongoing meetings that coincide with interim budget reports Implement the Facilities Master Plan to improve school facilities Work with Principals to align their Single Plans for Student Achievement (SPSAs) to the district goals and strategic focus areas.		

Goal Analysis [2021-22]

An analysis of how this goal was carried out in the previous year.

A description of any substantive differences in planned actions and actual implementation of these actions.

Analysis of the 2021-22 goals will occur during the 2022-23 update cycle.

An explanation of material differences between Budgeted Expenditures and Estimated Actual Expenditures.

Analysis of the 2021-22 goals will occur during the 2022-23 update cycle.

An explanation of how effective the specific actions were in making progress toward the goal.

Analysis of the 2021-22 goals will occur during the 2022-23 update cycle.

A description of any changes made to the planned goal, metrics, desired outcomes, or actions for the coming year that resulted from reflections on prior practice.

Analysis of the 2021-22 goals will occur during the 2022-23 update cycle.

A report of the Estimated Actual Expenditures for last year's actions may be found in the Annual Update Expenditures Table.

Goals and Actions

Goal

Goal #	Description
6	SCCS will maintain strong communication and partnerships with its diverse community.

An explanation of why the LEA has developed this goal.

This year, SCCS hired a full-time Chief of Communications and Community Engagement to support communication and outreach with our community. This role was added to expand the communication efforts that are a vital part of our organization, and which has been critical for sharing and receiving back information regarding distance learning, hybrid learning and a full, in-person return. Stakeholder input has identified a continued need for strong communication, and students have expressed the need for a platform or other venues by which to give input. Additionally, our LCFF-funded School Community Coordinators are hired to serve as a liaison between home and school for 9 of our 10 sites, and also offer translation, family outreach, event coordination and other needed services for students. Platforms such as Blackboard and ThoughtExchange have been added to our repertoire of communication tools, and our 21-22 LCAP plan will include continued and enhanced efforts in providing our community with timely and relevant communication at all times.

Measuring and Reporting Results

Metric	Baseline	Year 1 Outcome	Year 2 Outcome	Year 3 Outcome	Desired Outcome for 2023–24
LCAP Family Survey School Engagement Questions and participation rate	I participate in parent education offerings (classes, workshops and/or events): 72% My child's school and the district seek my input and ideas in decision making - "regularly - always": 87% When I contact my child's school, I receive courteous				By 2023-2024, positive responses to school engagement and communication questions will either maintain or increase to 85% or better. And, family participation in the survey will increase to 25%.

Metric	Baseline	Year 1 Outcome	Year 2 Outcome	Year 3 Outcome	Desired Outcome for 2023–24
	attention. "regularly - always." 86.5% I receive sufficient information regarding my child's education program, progress and needs. "regularly - always" 74% I feel happy with my level of understanding of the district's goals, policies and operations. (question to be added 2021-22 for baseline) I feel that I receive clear and relevant communication about school and district related events and issues. (question to be added 2021-22) I know who to go to with a problem or concern. (question to be added in 2021-22 for baseline) The school website is clear and accessible. (question to be added in 2021-22 for baseline)				

Metric	Baseline	Year 1 Outcome	Year 2 Outcome	Year 3 Outcome	Desired Outcome for 2023–24
	The district website is clear and accessible. (question to be added in 2021-22 for baseline) The 2020-21 participation rate on the survey was 17%.				
Provide Family Webinars, regular new videos and implement other forms of communication based on family input	Family webinars occurred throughout the school year in response to COVID and school reopening updates while parent podcasts began in April, 2021 and continued through the end of the school year.				By 2023-2024, regularly scheduled webinars and weekly videos will occur throughout the year on timely and important topics as identified by the school community.
Updated and clear district website that is easily navigable with updated information on the following: • - Committee Meetings • - Parent Meetings • - District Events • - Bond Projects	Website contains pertinent information but is not easily navigable.				By 2023-2024, the website will be regularly updated with easily navigable links for all school community stakeholders.

Metric	Baseline	Year 1 Outcome	Year 2 Outcome	Year 3 Outcome	Desired Outcome for 2023–24
• - Department Resources & Information • - Topical News					
State of the District mailer	Mailer is sent to families and the community once a year with an overview of programs, highlights, budget information and important updates.				By 2023-2024, the State of the District mailer will continue to be sent out to all families and the community.

Actions

Action #	Title	Description	Total Funds	Contributing
1	District Chief Communications Officer	The district has hired a Chief Communications Officer in the 20-21 school year to oversee and coordinate all communication efforts including webinars, podcasts, written communication and the district website. This position is funded through LCFF base and Bond funds.	$136,620.00	
2	District Communication Tools and Platforms	To maintain strong communication efforts, platforms and digital outreach will continue to elicit input and feedback from all school community stakeholders, including students: Infinite Campus Integrated Messaging System (Base) ThoughtExchange Survey Monkey	$55,328.00	

Action #	Title	Description	Total Funds	Contributing
		Google Forms State of the District Flyer - once a year Weekly Video Updates and Webinars - ongoing		
3	Family Outreach	Parent/School Community Coordinators to actively provide outreach for English Learner families Latino Role Models Conference Translation and childcare for evening parent meetings	$660,725.00	

Goal Analysis [2021-22]

An analysis of how this goal was carried out in the previous year.

A description of any substantive differences in planned actions and actual implementation of these actions.

Analysis of the 2021-22 goals will occur during the 2022-23 update cycle.

An explanation of material differences between Budgeted Expenditures and Estimated Actual Expenditures.

Analysis of the 2021-22 goals will occur during the 2022-23 update cycle.

An explanation of how effective the specific actions were in making progress toward the goal.

Analysis of the 2021-22 goals will occur during the 2022-23 update cycle.

A description of any changes made to the planned goal, metrics, desired outcomes, or actions for the coming year that resulted from reflections on prior practice.

Analysis of the 2021-22 goals will occur during the 2022-23 update cycle.

A report of the Estimated Actual Expenditures for last year's actions may be found in the Annual Update Expenditures Table.

Increased or Improved Services for Foster Youth, English Learners, and Low-Income Students [2021-22]

Percentage to Increase or Improve Services	Increased Apportionment based on the Enrollment of Foster Youth, English Learners, and Low-Income students
7.26%	4,100,526

The Budgeted Expenditures for Actions identified as Contributing may be found in the Increased or Improved Services Expenditures Table.

Required Descriptions

For each action being provided to an entire school, or across the entire school district or county office of education (COE), an explanation of (1) how the needs of foster youth, English learners, and low-income students were considered first, and (2) how these actions are effective in meeting the goals for these students.

A description of how services for foster youth, English learners, and low-income students are being increased or improved by the percentage required.

Elementary: $1,309,088
Secondary: $2,791,438
Total SCCS: $4100,526

The percentage by which services for unduplicated pupils (English Learners, Foster Youth & Low-income Students) must be increased or improved over services for all students is 7.82% for the elementary district and 6.70% for the secondary district, or 7.26% for the entire K-12th district.

Preparing Students for College and Career
After assessing the needs, conditions, and circumstances of our low-income students, we learned that A-G completion is lower than the A-G completion rate for all students: 15% lower for Hispanic / Latino students, 46% lower for English Learners and 13% lower for Low Income students. In order to address this condition for our English Learner and Low Income students, we have developed and expanded our middle and high school college preparatory support staff and programs included academic counselors, Measures of Academic Performance (MAP) and iReady assessments, Advancement Via Individual Determination and Naviance detailed in Goal 1, Actions 1 and 3. With the exception of AVID, these programs and supports are being offered on an LEA-wide basis to support all students to be college and career ready upon

graduation. However, with the addition of AVID which targets our low income students, we expect that our A-G completion rate will increase significantly more than the average A-G completion rate of all other students.

Addressing the Achievement Gap
After assessing the academic needs, conditions and circumstances of our English Learners and low income students, we learned that the reading and math achievement rates for elementary and middle school in comparison to the achievement rates of all students. In elementary, while less than 50% of all students were one or more grade levels below in math and reading, more English Learners were one or more grade levels below (3rd to 5th grade respectively): iReady Math: 90%, 96% and 96% and iReady Reading: 70%, 89% and 91%.

Additionally, 19-20 ELPAC scores show 54% of English Learners as having stayed at the same level, while the percentage of students who grew one or two levels was only 22%. In order to address this discrepancy between student groups, we have developed and expanded our RtI program at the elementary level detailed in Goal 3 for RtI Elementary and English Learner Actions. These actions include an additional Math RtI Coordinator (TK - 5) at each site as well as a district ELD TOSA (TK - 12). Other actions include additional Newcomer interventions and supports both during and after the school day. Plans for next year include a total revision of the District's English Learner Mastery Plan, and a professional development focus on Integrated and Designated ELD.

Parent Outreach
In the 20-21 school year, the participation of English Learner, Low Income and Foster Youth parents in site and district meetings did not always consistently and proportionally represent these demographics. While the pandemic negatively affected participation, this has been a challenge for a number of years. In order to address this lack of parity, we have implemented an outreach program that includes Parent/School Community. Coordinators who regularly provide outreach to English Learner and Low Income families. We also provide translation, childcare and food at in-person meetings, and we plan on continuing this when we return in 21-22. Additionally, our participation in the Latino Role Models Conference is an important event that has helped to solidify our relationship with our Spanish English Learner parents and students, and is a positive collaboration and celebration of Latino culture in Santa Cruz City Schools.

Total Expenditures Table

LCFF Funds	Other State Funds	Local Funds	Federal Funds	Total Funds
$5,070,465.00	$2,890,715.00	$3,648,710.00	$1,559,323.00	$13,169,213.00

Totals:	Total Personnel	Total Non-personnel
Totals:	$11,059,469.00	$2,109,744.00

Goal	Action #	Student Group(s)	Title	LCFF Funds	Other State Funds	Local Funds	Federal Funds	Total Funds
1	1	English Learners Foster Youth Low Income	Accessibility, Support and Guidance for All Students	$149,471.00	$46,000.00	$2,125,937.00	$24,228.00	$2,345,636.00
1	2	All	College and Career Opportunities for All Students through Career Technical Education Program	$80,552.00	$263,845.00	$1,522,773.00	$71,082.00	$1,938,252.00
1	3	English Learners Foster Youth Low Income	Career and College Support Programs	$155,804.00	$47,191.00		$232,514.00	$435,509.00
1	5		Assessment Systems to Monitor Progress and Set Goals	$66,790.00				$66,790.00
2	1	English Learners Foster Youth Low Income	Social Emotional Support Staff	$505,147.00	$632,853.00			$1,138,000.00
2	2	English Learners Foster Youth Low Income	County Collaboration to Strengthen Social Emotional Systems					$0.00
2	4	English Learners Foster Youth Low Income Students needing Tier 3 Interventions and Supports	School Connectedness	$190,519.00				$190,519.00

Goal	Action #	Student Group(s)	Title	LCFF Funds	Other State Funds	Local Funds	Federal Funds	Total Funds
2	5	English Learners Foster Youth Low Income	Social Emotional Systems of Support	$20,000.00				$20,000.00
2	6	English Learners Foster Youth Low Income	Homeless Student Support Systems and Practices	$26,939.00			$9,740.00	$36,679.00
2	7	English Learners Foster Youth Low Income	Attendance Intervention Systems	$17,154.00				$17,154.00
2	8	Homeless Students TK-12						$0.00
2	9	English Learners Foster Youth Low Income						$0.00
3	1	English Learners	Elementary RtI Program	$928,605.00	$736,304.00		$220,559.00	$1,885,468.00
3	2	Students with Disabilities						$0.00
3	3	English Learners Foster Youth Low Income						$0.00
3	4	English Learners Foster Youth Low Income	Secondary RtI Program	$1,708,260.00	$343,755.00		$294,691.00	$2,346,706.00
3	5	Struggling Learners	Summer Programs		$581,628.00			$581,628.00
3	6	English Learners	English Learner Supports	$96,107.00	$47,191.00		$190,122.00	$333,420.00
3	7	Students with Disabilities English Learners						$0.00
4	1	English Learners Low Income	English Language Development (ELD) Professional Learning on Best Practices				$88,407.00	$88,407.00
4	2	All	Site and District Curriculum Leadership Teams	$157,583.00				$157,583.00

Goal	Action #	Student Group(s)	Title	LCFF Funds	Other State Funds	Local Funds	Federal Funds	Total Funds
4	**3**	English Learners Foster Youth Low Income	Social Studies Adoption Implementation	$25,919.00			$74,006.00	$99,925.00
4	**4**	English Learners Foster Youth Low Income	Professional Learning Communities and Site Professional Development				$90,097.00	$90,097.00
4	**5**		Educational Technology	$201,150.00				$201,150.00
4	**6**		New Teacher Project Teachers on Special Assignment				$155,635.00	$155,635.00
5	**1**	All	District Budget Monitoring Planning Systems	$106,323.00			$81,659.00	$187,982.00

Contributing Expenditures Tables

Totals by Type	Total LCFF Funds	Total Funds
Total:	$3,823,925.00	$9,027,520.00
LEA-wide Total:	$1,739,027.00	$5,983,117.00
Limited Total:	$312,545.00	$623,864.00
Schoolwide Total:	$1,772,353.00	$2,420,539.00

Goal	Action #	Action Title	Scope	Unduplicated Student Group(s)	Location	LCFF Funds	Total Funds
1	**1**	Accessibility, Support and Guidance for All Students	LEA-wide	English Learners Foster Youth Low Income		$149,471.00	$2,345,636.00
1	**3**	Career and College Support Programs	LEA-wide	English Learners Foster Youth Low Income		$155,804.00	$435,509.00
2	**1**	Social Emotional Support Staff	LEA-wide	English Learners Foster Youth Low Income		$505,147.00	$1,138,000.00
2	**2**	County Collaboration to Strengthen Social Emotional Systems	LEA-wide	English Learners Foster Youth Low Income			$0.00
2	**4**	School Connectedness	Limited to Unduplicated Student Group(s)	English Learners Foster Youth Low Income		$190,519.00	$190,519.00
2	**5**	Social Emotional Systems of Support	Schoolwide	English Learners Foster Youth Low Income		$20,000.00	$20,000.00
2	**6**	Homeless Student Support Systems and Practices	Schoolwide	English Learners Foster Youth Low Income		$26,939.00	$36,679.00

Goal	Action #	Action Title	Scope	Unduplicated Student Group(s)	Location	LCFF Funds	Total Funds
2	7	Attendance Intervention Systems	Schoolwide	English Learners Foster Youth Low Income		$17,154.00	$17,154.00
2	9		LEA-wide	English Learners Foster Youth Low Income			$0.00
3	1	Elementary RtI Program	LEA-wide	English Learners		$928,605.00	$1,885,468.00
3	3		Schoolwide	English Learners Foster Youth Low Income			$0.00
3	4	Secondary RtI Program	Schoolwide	English Learners Foster Youth Low Income		$1,708,260.00	$2,346,706.00
3	6	English Learner Supports	Limited to Unduplicated Student Group(s)	English Learners		$96,107.00	$333,420.00
4	1	English Language Development (ELD) Professional Learning on Best Practices	LEA-wide	English Learners Low Income			$88,407.00
4	3	Social Studies Adoption Implementation	Limited to Unduplicated Student Group(s)	English Learners Foster Youth Low Income		$25,919.00	$99,925.00
4	4	Professional Learning Communities and Site Professional Development	LEA-wide	English Learners Foster Youth Low Income			$90,097.00

Annual Update for Developing the 2021-22 Local Control and Accountability Plan

Annual Update for the 2019–20 Local Control and Accountability Plan Year

LEA Name	Contact Name and Title	Email and Phone
Santa Cruz City Schools	Kris Munro Superintendent	kmunro@sccs.net (831) 429-3410 ext 220

The following is the local educational agency's (LEA's) analysis of its goals, measurable outcomes and actions and services from the 2019-20 Local Control and Accountability Plan (LCAP).

Goal 1

All Santa Cruz City Schools students will be prepared to successfully access post-secondary college and career opportunities.

State and/or Local Priorities addressed by this goal:

State Priorities:	Priority 1: Basic (Conditions of Learning) Priority 2: State Standards (Conditions of Learning) Priority 3: Parental Involvement (Engagement) Priority 4: Pupil Achievement (Pupil Outcomes) Priority 5: Pupil Engagement (Engagement) Priority 7: Course Access (Conditions of Learning) Priority 8: Other Pupil Outcomes (Pupil Outcomes)
Local Priorities:	District Goal #1

Annual Measurable Outcomes

Expected	Actual
Metric/Indicator Early Assessment Program (EAP) **19-20** Increase college readiness by 5% in ELA and Math **Baseline** 2018-19 39% of 11th Graders scored College Ready on the EAP ELA 24% of 11th Graders scored College Ready on the EAP Math	Due to suspension of the 2020 CAASPP, no scores will be available. SCCS continued to monitor student college preparedness through local measures in ELA and math, AVID participation and A-G completion.
Metric/Indicator A-G rates **19-20** Target 5% increase for each student sub group **Baseline** 2018 - 19 Graduates A-G Completion	2019 - 20 Graduates A - G Completion All Students: 70% (increase of 5%) Hispanic / Latinx: 55% (increase of 8%) English Learners: 24% (increase of 17%) Low Income: 57% (increase of 11%) Students with Disabilities: 16% (decrease of 5%)

Expected	Actual
All Students: 65% Hispanic/Latino: 47% English Learners: 7% Low Income: 46% Students with Disabilities: 21%	
Metric/Indicator Graduation Rate **19-20** Target 3% increase for each student sub group **Baseline** 2018-2019 cohort All Students: 89.4% Hispanic / Latinx: 87.7% English Learners: 69.7% Low Income: 88% Students with Disabilities: 66.7%	2019-2020 cohort All Students: 91.7% (increase of 2.3%) Hispanic / Latinx: 89.5% (increase of 1.8%) English Learners: 74.2% (increase of 4.5%) Low Income: 89.1% (increase of 1.1%) Students with Disabilities: 74.3% (increase of 7.6%)
Metric/Indicator Dropout Rate **19-20** Reduce by 1% for each student sub group, reduce by 3% for ELs **Baseline** 2018-2019 All Students: 20 students Hispanic / Latinx: 14 students English Learners: 7 students Low Income: 25 students Students with Disabilities: 4	2019-2020 All Students: 14 students (decrease of 6 students= 30%) Hispanic / Latinx: 9 students (decrease of 5 students= 36%) English Learners: 3 students (decrease of 4 students= 43%) Low Income: 8 students (decrease of 17 students= 68%) Students with Disabilities: 3 (decrease of 1 student= 25%)

Expected	Actual
Metric/Indicator High School Honors and Advanced Placement Enrollment **19-20** Increase subgroup participation by 5% **Baseline** 2019-2020 Honors and Advanced Placement Participation (students are counted more than once) High School Honors Enrollment n=1677 Hispanic / Latinx: 21% EL(RFEP included): 13% Low Income: 12% Students with Disabilities: less than 1% High School Advanced Placement Enrollment n=1787 students Hispanic / Latinx: 22% EL(RFEP included): 17% Low Income: 17% Students with Disabilities: less than 1%	2020-2021 Honors and Advanced Placement Participation (students are counted more than once) High School Honors Enrollment n=1298 Hispanic / Latinx: 25% (increase of 4%) EL(RFEP included): 17% (increase of 4%) Low Income: 24% (increase of 2%) Students with Disabilities: less than 1% (no change) High School Advanced Placement Enrollment n=4133 Hispanic / Latinx: 26% (increase of 4%) EL(RFEP Included): 17% (no change) Low Income: 22% (increase of 5%) Students with Disabilities: less than 1% (no change)
Metric/Indicator College and Career Readiness Indicator - California Dashboard **19-20** Increase percent of students rated College and Career Ready by 3% **Baseline**	Due to suspension of the 2020 California Dashboard, no Dashboard ratings will be available. SCCS continued to monitor student college preparedness through local measures in ELA and math, AVID participation and A-G completion.

Expected	Actual
In 18-19, 46.4% of students were rated prepared on the College and Career Readiness Indicator.	

Actions / Services

Planned Actions/Services	Budgeted Expenditures	Actual Expenditures
Counselors assist in ensuring access to post-secondary college and career opportunities (LCFF Supplemental, LCFF Base, Title 1).	Moved to Base 0	.40 FTE Counselors Related Expenses 5200 MILEAGE, TRAVEL & CONFERENCES Title I 5,157
Provide 4 year planning workshops for all 9th grade students. Our counselors are specifically focused on ensuring that our English Learners, Title 1 students, and Foster Youth have access, opportunity, and support in these plans so that they are successful in being A-G ready and able to take AP/Honors courses.	Moved to Base Base 0	2.20 FTE Counselors - Related Supply Purchases 4300 MATERIALS & SUPPLIES Base 403
Continue to implement Common Core Standards, following the Curriculum Master Plan.	2.20 FTE Total = .50 FTE Counselor @ BV, DL, GA, WL & .20 Monarch 1200 CERT PUPIL SUPP Base 330,545	2.20 FTE Total = .50 FTE Counselor @ BV, DL, GA, WL & .20 Monarch 1200 CERT PUPIL SUPP Base 365,036
Facilitate strategies for improving A-G completion rates including transcript audits supported by the Riverside Counseling Collaborative.	2.20 FTE Total = .50 FTE Counselor @ BV, DL, GA, WL & .20 Monarch 3000 EMPLOYEE BENEFITS Base 100,897	2.20 FTE Total = .50 FTE Counselor @ BV, DL, GA, WL & .20 Monarch 3000 EMPLOYEE BENEFITS Base 115,477
Refine our articulation efforts with our partner school districts – Live Oak, Soquel and the county's four small districts, specifically monitoring our Title 1, English Learner, and Foster Youth needs.	.70 FTE Total = .30 Counselor @ MHMS & .20 SCHS & SQHS 1200 CERT PUPIL SUPP Supplemental 60,778	70 FTE Total = .30 Counselor @ MHMS & .20 SCHS & SQHS 1200 CERT PUPIL SUPP Supplemental 84,388
Use common assessments and MAP to monitor student progress on the standards, with a specific focus on English Learner and RFEP progress.	.70 FTE Total = .30 Counselor @ MHMS & .20 SCHS & SQHS 3000 EMPLOYEE BENEFITS Supplemental 25,672	70 FTE Total = .30 Counselor @ MHMS & .20 SCHS & SQHS 3000 EMPLOYEE BENEFITS Supplemental 35,782
Continue to work with feeder districts and feeder schools to implement and refine our data based math placement process.	.40 FTE Total = .20 BRMS & .20 HRHS 1200 CERT PUPIL SUPP Title I 25,931	.40 FTE Total = .20 BRMS & .20 HRHS 1200 CERT PUPIL SUPP Title I 30,473

Planned Actions/Services	Budgeted Expenditures	Actual Expenditures
	.40 FTE Total = .20 BRMS & .20 HRHS 3000 EMPLOYEE BENEFITS Title I 6,700 MAP ASSESSMENTS 4300 MATERIALS & SUPPLIES Base 67,601	.40 FTE Total = .20 BRMS & .20 HRHS 3000 EMPLOYEE BENEFITS Title I 7,592 MAP ASSESSMENTS 4300 MATERIALS & SUPPLIES Base 61,290
Established a district Career Technical Education (CTE) program and continue to refine program, offerings and monitoring of effectiveness using our District CTE Plan and by annually completing the California State CTE rubrics based on the 11 Components of a High Quality CTE Program. (Measure O) Continue to provide Career and Technical Education (CTE) courses at all comprehensive high schools and Costanoa (LCFF Supplemental, LCFF Base, Measure O, CTEIG, Perkins, Strong Workforce Grant). Increase number of Career Pathways at each comprehensive high school with an emphasis on supporting English Learners, Foster Youth, Title 1, and Special Education students to have access to these courses and pathways. Support increased enrollment and completion of Career Pathway options. Increase Work Based Learning opportunities for high school students, as stated in our district CTE Plan. Formalize our industry partnership agreements and articulation agreements with Cabrillo, as stated in our district CTE Plan. Explore forging new partnerships with our local Chamber of Commerce as part of these efforts.	CTEIG/ROP - Parcel Tax - Measure O (3.80 FTE HRHS, 1.99 FTE SCHS, 2.80 FTE SQHS, .60 FTE Costanoa) 1100 CERT TEACHERS' SALARIES-REG. Other 743,431 CTEIG/ROP - Parcel Tax - Measure O (3.80 FTE HRHS, 1.99 FTE SCHS, 2.80 FTE SQHS, .60 FTE Costanoa) 3000 EMPLOYEE BENEFITS Other 196,924 CTEIG/ROP - Parcel Tax - Measure O (.30 FTE HRHS, .30 FTE SCHS, .20 FTE SQHS, .20 FTE Costanoa) 1200 CERT PUPIL SUPP Other 100,591 CTEIG/ROP - Parcel Tax - Measure O (.30 FTE HRHS, .30 FTE SCHS, .20 FTE SQHS, .20 FTE Costanoa) 3000 EMPLOYEE BENEFITS Other 33,055 Parcel Tax - Measure O - Supplies for Pathway's 4300 MATERIALS & SUPPLIES Other 54,010 Parcel Tax - Measure O - Extra Hourly @ Costanoa 1130	CTEIG/ROP - Parcel Tax - Measure O (3.80 FTE HRHS, 1.99 FTE SCHS, 2.80 FTE SQHS, .60 FTE Costanoa) 1100 CERT TEACHERS' SALARIES-REG. Other 757,055 CTEIG/ROP - Parcel Tax - Measure O (3.80 FTE HRHS, 1.99 FTE SCHS, 2.80 FTE SQHS, .60 FTE Costanoa) 3000 EMPLOYEE BENEFITS Other 243,542 CTEIG/ROP - Parcel Tax - Measure O (.30 FTE HRHS, .30 FTE SCHS, .20 FTE SQHS, .20 FTE Costanoa) 1200 CERT PUPIL SUPP Other 105,142 CTEIG/ROP - Parcel Tax - Measure O (.30 FTE HRHS, .30 FTE SCHS, .20 FTE SQHS, .20 FTE Costanoa) 3000 EMPLOYEE BENEFITS Other 28,962 Parcel Tax - Measure O - Supplies for Pathway's 4300 MATERIALS & SUPPLIES Other 43,919 Parcel Tax - Measure O - Extra Hourly @ Costanoa 1130

Planned Actions/Services	Budgeted Expenditures	Actual Expenditures
	TEACHER SALARIES - EWA Other 555	TEACHER SALARIES - EWA Other 803
	Parcel Tax - Measure O - Software Licenses @ 3 HS 5800 OTHER SVCS & OPER EXPENDITURES Other 30,000	Parcel Tax - Measure O - Software Licenses @ 3 HS 5800 OTHER SVCS & OPER EXPENDITURES Other 3,315
	Parcel Tax - Measure O - Camera Equipment @ SQHS 6400 EQUIPMENT Other 5,000	Parcel Tax - Measure O - Camera Equipment @ SQHS 4400 NON-CAPITALIZED EQUIPMENT Other 5,277
	Parcel Tax - Measure O - Lab & Equipment replacement 6400 EQUIPMENT Other 89,000	Parcel Tax - Measure O - Lab & Equipment replacement 6500 EQUIPMENT REPLACEMENT Other 82,150
	Parcel Tax - Measure O - IT Support @ all Site 2200 CLASS PUPIL SUPPORT SALARIES Other 38,067	Parcel Tax - Measure O - IT Support @ all Site 2200 CLASS PUPIL SUPPORT SALARIES Other 29,999
	Parcel Tax - Measure O @ All Sites 1140 TEACHER SALARIES-SUBSTITUTES Other 12,728	Parcel Tax - Measure O @ All Sites 1140 TEACHER SALARIES-SUBSTITUTES Other 5,383
	Parcel Tax - Measure O @ All Sites 3000 EMPLOYEE BENEFITS Other 2,550	Parcel Tax - Measure O @ All Sites 3000 EMPLOYEE BENEFITS Other 1,077
		Parcel Tax - Measure O - Payment to COE (MOU) Magnet Classes 5800 OTHER SVCS & OPER EXPENDITURES Other 56,000
		Parcel Tax - Measure O - Payment to COE CETIG Grant Match 5800 OTHER SVCS & OPER EXPENDITURES Other 93,796

Goal Analysis

A description of how funds budgeted for Actions/Services that were not implemented were used to support students, families, teachers, and staff.

The actions and services for this goal addressed college and career readiness for students and efforts were maintained in distance learning.

A description of the successes and challenges in implementing the actions/services to achieve the goal.

SCCS is committed to ensuring that all students are college and career ready upon graduation. Through the efforts of counseling staff (transcript audits, student outreach and counseling), graduation rates increased in the 2019-2020 school year despite distance learning. Additionally, programs such as CTE and AVID were maintained or grew, and counselors continued to do outreach and follow up on students to ensure A-G completion and that students were on track to graduate. Some of the specific outreach to students included: conducting both a graduation and A-G audit with every student during their grade level meetings, reviewing school-wide grade reports every six weeks to monitor student progress and following up with students at risk of failing a class, enrolling students in credit recovery or summer school classes and in schoolwide supports such as Math PLUS and After School Learning Center and Homework Club.

School counselors are also using Naviance, which is a highly regarded and widely used college and career platform that supports students with college planning and career assessments. All of our high school counselors have been trained to use the Naviance online program and all high school students have Naviance accounts. Currently all seniors are completing a high school senior exit survey, which provides us with lots of information such as the colleges they applied to, scholarships they have received, and their contact information after high school. Here is the Naviance Student Usage Summary for 2020-21 for our four high schools:
Costanoa High = 70 out of 101 total students
Harbor High = 1003 out of 1004 total students

Santa Cruz High = 1044 out of 1044 total students
Soquel High = 997 out of 997 total students

Though challenging, our counseling staff was able to adapt to a virtual world by holding Zoom meetings one-on-one or with small groups of students. Counselors also visited distance learning classrooms. After reopening in hybrid learning, counselors met socially distanced and in-person with students and families.

CTE Program Expansion and Career Pathways
Over the past 2 years we have continued to refine our district CTE programs to align them to the "12 Essential Elements of a High Quality CTE Program" (formerly the 11 Essential Elements of a High Quality CTE Program) using the California Technical Education Incentive Grant (CTEIG) self evaluation rubric. We have see growth in 3 of our 4 district CTE Goal areas, which are also in alignment with the 12 Essential Elements of a High Quality CTE Program. Below is the progress we have made over the past 2 school years in relation to our CTE program goals aligned with the 12 Essential Elements of a High Quality CTE Program:

Essential Element 12: Strong Partnerships with Industry

- -All SCCS CTE pathways now have industry partnerships listed on file.
- -90% of SCCS CTE pathways have signed written industry partnership agreements on file.
- -90% of SCCS CTE teachers have conducted at least 1 industry partnership meeting in the 2019-20 & 20-21 school years.
- -A district CTE Advisory Committee was formed in the spring of 2020 and has held 4 meetings in the 20-21 school year.

Essential Element 7: Career Exploration & Student Supports

- -In the 18-19 school year a work-based learning program was piloted at Santa Cruz High and then mid year began at Harbor High as well. Due to staffing limitations, we were unable to continue this program.
- -In 19-20 & 20-21 SCCS partnered with Your Future is our Business (YFIOB) to support all CTE pathways in SCCS to build in Work Based Learning Opportunities into each existing course.
- -In 19-20 & 20-21 all CTE teachers have had career panels and/or speakers come to speak to CTE classes.
- -Planning to expand the Work Based Learning opportunities in every course in 21-22 to include informational interviews.
- -Worked with Project Bike Tech to offer a Bike Apprenticeship program to our students. This apprenticeship program begins this spring 2021.
- -Students showcase their learning in CTE portfolio competitions.
- -Students showcase their projects & learning at the YFIOB annual luncheon.
- -Many CTE courses have student clubs.
- -We need and plan to continue to build these activities: CTE student clubs, work based learning opportunities, CTE competitions, etc.

Essential Element 5: High Quality, Integrated Curriculum and Instruction

- -16 of 30 CTE courses are now A-G.
- -14 of 30 CTE courses that articulate with Cabrillo or Hartnell.

- -2 Pathways with Industry Recognized certificates - (Auto Diagnostics, Service, & Repair Pathway & Bike Diagnostics, Service, & Repair Pathway).
- -District survey created and administered in 19-20 & 20-21 to gather alumni data to inform courses and Pathways.

SCCS was also able to continue it's collaboration with its many feeder districts. Over the past 2 school years we continued to refine our articulation efforts with our partner school districts – Live Oak, Soquel and the county's four small districts, specifically monitoring our Title 1, English Learner, and Foster Youth student needs. RtI Coordinators at each school site have been essential in this articulation process working in conjunction with principals and assistant principals to ensure correct course placement and any additional student supports that may be needed. This articulation information is kept in a data monitoring spreadsheet where student data is continues to be monitored throughout the school year to ensure student progress on the standards, with a specific focus on English Learner and RFEP progress.

Goal 2

SCCS will create positive, engaging school environments that promote the development of cognitive skills and the social emotional well-being of all students.

State and/or Local Priorities addressed by this goal:

State Priorities:	Priority 2: State Standards (Conditions of Learning) Priority 5: Pupil Engagement (Engagement) Priority 6: School Climate (Engagement)
Local Priorities:	District Goal #2

Annual Measurable Outcomes

Expected	Actual
Metric/Indicator Suspensions Rates **19-20** Reduce Suspensions by 3%	2019-2020 Elementary Suspension Rates All Students: 19 Suspensions Hispanic / Latinx: 5 (decrease of 19 students = 79%) English Learners: 1 (decrease of 2 students = 66%) Low Income: 9 (decrease of 34 students= 79%) Students with Disabilities: 17 (decrease of 30 students= 64%) 2019-2020 Secondary Suspension Rates All Students: 126 Hispanic / Latino: 55 (decrease of 49 students= 47%) English Learners: 9 (decrease of 14 students= 61%) Low Income: 81 (decrease of 50 students= 38%) Students with Disabilities: 37 (decrease of 12 students= 24%)

Expected	Actual
Baseline 2018-2019 Elementary Suspension Rates All Students: 56 Suspensions Hispanic / Latinx: 24 English Learners: 3 Low Income: 43 Students with Disabilities: 47 2018-2019 Secondary Suspension Rates All Students: 245 Hispanic / Latinx: 104 English Learners: 23 Low Income: 131 Students with Disabilities: 49	
Metric/Indicator Secondary Expulsion Rate **19-20** Reduce Expulsions by 3% **Baseline** 2018-2019 Secondary Expulsion Rates All Students: 10 Hispanic / Latinx: 2 English Learners: 1 Low Income: 5 Students with Disabilities: 2 Elementary Expulsions were 0 in 2018-2019.	2019-2020 Secondary Expulsion Rates All Students: 3 Hispanic / Latinx: 2 English Learners: 0 Low Income: 1 Students with Disabilities: 1 Elementary Expulsions were 0 in 2019-2020.
Metric/Indicator	2019-2020 Chronic Absenteeism (as of January, 2021)

Expected	Actual
Chronic Absenteeism **19-20** Reduce chronic absentee rate by 2% at each grade span **Baseline** Bay View: 17.4% DeLaveaga: 12.5% Gault: 18.6% Monarch: 0% Westlake: 10.5% Branciforte Middle: 8.6% Mission Hill Middle: 16.1% Costanoa High School: 61.6% Harbor High School: 14% Santa Cruz High School: 11.6% Soquel High School: 11.6%	Bay View: 8.50%--decreased 8.9% DeLaveaga: 5.90%--decreased 6.6% Gault: 10%--decreased 8.6% Monarch Alternative Elementary: 4.30%--increased 4.3% Westlake: 5%--decreased 5.5% Branciforte Middle: 6.70%--decreased 1.9% Mission Hill Middle: 2.60%--decreased 13.5% Harbor High School: 6.9%--decreased 7.1% Santa Cruz High School: 2%--decreased 9.6% Soquel High School: 4.4%--decreased 7.2% Costanoa High School: 52.8%--decreased 8.8% All sites met goal of a 2% reduction as of January, 2021 with the exception of Monarch Elementary which had a very small number of students who were chronically absent (5 students) and Branciforte Middle School which was .1% short of meeting the 2% goal.
Metric/Indicator Measure of School Connectedness **19-20** Increase measures of school connectedness on the Social Emotional Health Survey by 3% Increase measures of school connectedness on California Healthy Kids Survey by 3% **Baseline** Social Emotional Health Survey--Strongly Agree and Agree Elementary Survey Data: "I feel connected and engaged with school" 2019: 81.5%	Social Emotional Health Survey--Strongly Agree and Agree Elementary Survey Data: "I feel connected and engaged with school": 2020: 66.7%--decreased 14.8% Secondary Survey Data: "I am satisfied / very satisfied with my school experience": 2020: 38%--decreased 18% "I feel I belong to a community": 2020: 48%--decreased 11% There is no California Health Kids Survey data for 19-20.

Expected	Actual
Secondary Survey Data: "I am satisfied / very satisfied with my school experience": 2019: 56% "I feel I belong to a community": 2019: 59%	
Metric/Indicator Overall Attendance Rates **19-20** Improve attendance by 5% at each grade span **Baseline** Bay View Elementary: 90% DeLaveaga Elementary: 93% Gault Elementary: 90% Monarch Elementary: 87% Westlake Elementary: 90% Branciforte Middle School: 94% Mission Hill Middle School: 93% Costanoa High School: 82% Harbor High School: 93% Santa Cruz High School: 94% Soquel High School: 93%	Attendance Positive Percentage Rates as of May 18, 2021 Bay View Elementary: 92% (increase of 2%) DeLaveaga Elementary: 95% (increase of 2%) Gault Elementary: 91% (increase of 1%) Monarch Elementary: 97% (increase of 10%) Westlake Elementary: 96% (increase of 6%) Branciforte Middle School: 98% (increase of 4%) Mission Hill Middle School: 98% (increase of 5%) Costanoa High School: 85% (increase of 3%) Harbor High School: 97% (increase of 4%) Santa Cruz High School: 98% (increase of 4%) Soquel High School: 98% (increase of 5%)

Actions / Services

Planned Actions/Services	Budgeted Expenditures	Actual Expenditures
Counselors (See Goal #1) Social Work / MFT Interns will provide social emotional counseling and supports with a particular focus on unduplicated students' needs.	Social Work Intern Stipends (4@E & 6@S) 1160 TEACHER SALARIES-STIPEND Supplemental 50,000	Social Work Intern Stipends (4@E & 6@S) 1160 TEACHER SALARIES-STIPEND Supplemental 40,000

Planned Actions/Services	Budgeted Expenditures	Actual Expenditures
Collaboration with County Office of Education on Foster Youth Services.	Foster Youth Services (3,300 E & 6,700 S) 5800 OTHER SVCS & OPER EXPENDITURES Supplemental 10,000 Secondary 5200 MILEAGE, TRAVEL & CONFERENCES Supplemental 1,000 500 E & 500 S 4300 MATERIALS & SUPPLIES Supplemental 1,000	Foster Youth Services (1,854 E & 3,442 S) 5800 OTHER SVCS & OPER EXPENDITURES Supplemental 5,296 Secondary - No expenditures for 19/20 5200 MILEAGE, TRAVEL & CONFERENCES Supplemental 0 0 E & 0 S - No expenditures for 19/20 4300 MATERIALS & SUPPLIES Supplemental 0
PBIS Aides	1.5 FTE PBIS Aides = 4 @ .3750 Elementary - Removed for 19/20 1.5 FTE PBIS Aides = 4 @ .3750 Elementary - Removed for 19/20	
Social Workers to remove obstacles to school success focused primarily on unduplicated pupils and their families.	2.0 Social Workers - Secondary 1200 CERT PUPIL SUPP Supplemental 166,431 2.0 Social Workers - Secondary 3000 EMPLOYEE BENEFITS Supplemental 58,590	2.0 Social Workers - Secondary 1200 CERT PUPIL SUPP Supplemental 176,844 2.0 Social Workers - Secondary 3000 EMPLOYEE BENEFITS Supplemental 60,900
Positive Behavior Intervention Support (PBIS) Technicians are at each elementary school to support students in needing Tier 2 and Tier 3 behavior training and support. These PBIS Technicians will be working with the PBIS coach to receive training to meet the needs of each student they support.	1.00 FTE PBIS/Behavior Specialist Coach Elementary 1900 OTHER CERT SALARIES-REGULAR Supplemental 98,086 1.00 FTE PBIS/Behavior Specialist Coach Elementary 3000 EMPLOYEE BENEFITS Supplemental 26,409 1.50 FTE Behavior Tech-PBIS = .3750 BV, DL, GA & WL 2100 INST'L SUPV AND ADMIN Supplemental 50,263	1.00 FTE PBIS/Behavior Specialist Coach Elementary 1900 OTHER CERT SALARIES-REGULAR Supplemental 100,716 1.00 FTE PBIS/Behavior Specialist Coach Elementary 3000 EMPLOYEE BENEFITS Supplemental 27,168 1.875 FTE Behavior Tech-PBIS = .3750 BV, DL, WL (.7500 GA) 2100 INST'L SUPV AND ADMIN Supplemental 57,280

Planned Actions/Services	Budgeted Expenditures	Actual Expenditures
	1.50 FTE Behavior Tech-PBIS = .3750 BV, DL, GA & WL 3000 EMPLOYEE BENEFITS Supplemental 47,405	1.875 FTE Behavior Tech-PBIS = .3750 BV, DL, WL (.7500 GA) 3000 EMPLOYEE BENEFITS Supplemental 32,433
.4 FTE Activities Director at each comprehensive high school and a .1 FTE at Costanoa Continuation High School to promote school connectedness for all students and to promote and monitor school connectedness for English Learners, Foster Youth and Low Income students.	.97 Total FTE (.40 @ HRHS & SQHS) .07 @ SCHS & .10 @ Costanoa 1100 CERT TEACHERS' SALARIES-REG. Supplemental 83,423 .97 Total FTE (.40 @ HRHS & SQHS) .07 @ SCHS & .10 @ Costanoa 3000 EMPLOYEE BENEFITS Supplemental 30,603	97 Total FTE (.40 @ HRHS & SQHS) .07 @ SCHS & .10 @ Costanoa 1100 CERT TEACHERS' SALARIES-REG. Supplemental 76,743 97 Total FTE (.40 @ HRHS & SQHS) .07 @ SCHS & .10 @ Costanoa 3000 EMPLOYEE BENEFITS Supplemental 28,628
Continue .2 FTE counseling support at both middle schools to ensure students social emotional needs are addressed and to work to better connect 6th - 8th grade students to school with a strategic focus on connecting our English Learners, Foster Youth and Low Income students.	.40 FTE Total = .20 @ BRMS & MHMS 1200 CERT PUPIL SUPP Supplemental 35,965 .40 FTE Total = .20 @ BRMS & MHMS 3000 EMPLOYEE BENEFITS Supplemental 13,871 .09 FTE @ BRMS (School Connectedness) - Removed for 19/20 .09 FTE @ BRMS (School Connectedness).20 FTE @ BRMS - Removed for 19/20	.40 FTE Total = .20 @ BRMS & MHMS 1200 CERT PUPIL SUPP Supplemental 37,584 .40 FTE Total = .20 @ BRMS & MHMS 3000 EMPLOYEE BENEFITS Supplemental 13,722
Set aside for materials and resources to support homeless students. (Title 1) Boys and Girls Club enrollment for summer for elementary homeless students. (Title 1) Continue bus route that includes a direct pick up at shelter for homeless students. (Title 1)	2,567 Elementary / 7,939 Secondary 4300 MATERIALS & SUPPLIES Title I 10,506	1,571 Elementary / 0 Secondary 2,918 4300 MATERIALS & SUPPLIES Title I 4,489

Planned Actions/Services	Budgeted Expenditures	Actual Expenditures
Behavioral systems and curriculum to address rate of suspensions and expulsions for unduplicated students: Positive Behavioral Intervention and Supports (PBIS) at each elementary and middle school Second Step Curriculum at each elementary school Restorative Justice is going to be explored at the high school level as a means to support building student community. High School staff will attend Restorative Justice trainings and determine how to begin implementation at their respective sites. This exploration of Restorative Justice is stemming from the need to address the high levels of suspension among our unduplicated student groups as indicated on the California Dashboard. Use of the Countywide Counseling Curriculum Handbook at secondary Continued implementation of Trauma Informed Practices Weekly parent networking and support meetings	Restorative Justice (Secondary) 5800 OTHER SVCS & OPER EXPENDITURES Supplemental $20,000	Restorative Justice (Secondary) 5800 OTHER SVCS & OPER EXPENDITURES Supplemental 9,650

Goal Analysis

A description of how funds budgeted for Actions/Services that were not implemented were used to support students, families, teachers, and staff.

The 2020-2021 school year brought many challenges, but also reiterated the profound need to support our students' social emotional health as a foundation for academic achievement. Though students were not on campus for most of the year, the actions and services outlined in the planned expenditures were expended. Actions and services continued in distance learning and virtually, and continued to be implemented upon return to hybrid, in-person learning in March/April of 2021.

A description of the successes and challenges in implementing the actions/services to achieve the goal.

Under the Multi-Tiered Systems of Supports (MTSS) framework, SCCS continued to implement systems of behavioral support throughout the district in the 21-22 school year. Positive Behavioral Intervention and Supports (PBIS), a schoolwide, universal system in which students learn behavioral expectations and are recognized for positive behavior, continued at each elementary and middle school. Each elementary school also adopted the Second Step Curriculum. Additionally, Restorative Practices continued to be implemented at each high school with training and implementation through SEEDS (Services that Encourage Effective Dialogue and Solutions).

Social Workers were an integral to our efforts for outreach and social emotional support during distance learning. Each Social Worker maintained their own student caseloads while carrying out the following duties this year: attending school site attendance and counseling team meetings, conducting home visits, participating as a panel member in Student Action Review Board (SARB) hearings and following up with SARB interventions for students and families, delivering technology and food to families without transportation, referring families to community agencies and social services, facilitating weekly student group meetings to address anxiety and depression, conducting risk assessment and crisis management, and providing supervision and support to our social work interns.

This year under the supervision of our district social workers, our social work interns provided Tier 3 social emotional support to students and families. This work included: maintaining a caseload of students who required ongoing social emotional support, providing telehealth counseling during distance learning and in-person socially distanced counseling, attending meetings to collaborate with school site counseling staff and administration, attending Student Action Review Board (SARB), school counseling, and school community coordinator meetings, conducting home visits with other SCCS staff, providing translation to families to share concerns and offer supports, and participating in weekly group and individual supervision specific to social work interns.

School Community Coordinators met weekly this year to ensure students and families were receiving adequate outreach and support. Their work this year included: providing families with access to technology (chromebooks and internet hotspots), assisting families with

barriers to accessing community supports and resources, generating school-based referrals for social emotional and academic support, navigating the challenges of distance learning and acting as a liaison between families and school staff, outreaching to families with food insecurity and/or transportation concerns, and sharing critical student information with school staff to improve and support academic success and social emotional health and well-being.

School site attendance teams continued to meet weekly or bi-weekly to analyze attendance data and provide interventions to students who are truant or chronically absent. Attendance teams include administrators, attendance technicians, school counselors, school community coordinators, social workers, health clerks, campus supervisors, Special Education case managers, and Response to Intervention (RtI) coordinators. Attendance team members are tasked with outreach to students and their families to determine the barriers of attending school and to provide supports or interventions to improve their attendance. District staff were also involved in improving attendance at sites. The Office of Student Services created District Attendance Guidelines for hybrid learning as a requirement of SB98. District staff developed written procedures for tiered reengagement strategies for students who were absent from distance learning for more than three school days or 60 percent of the instructional days in a school week. For students who were absent for five consecutive days, Student Services conducts home visits and communicates updates to sites. Additionally, weekly engagement records was created for all teachers to complete for each pupil documenting synchronous or asynchronous instruction for each whole or partial day of distance learning, verifying daily participation, and tracking assignments.

School Connectedness Activities Directors continued to plan student-centered activities that served to bring students together, albeit digitally. Recognition programs, spirit days and weeks, student contests, college awareness and activities to mark the end of the school year continued to be coordinated and facilitated by the Activities Directors. Additionally, focus remained on our unduplicated students and their involvement in school activities continued to be a clear outcome for all sites. This last school year saw events such as food drives, celebrations of diversity, fundraisers, 9th grade orientation and LGBQT awareness . Though distance learning was a challenge in creating opportunities for students to connect with each other as well as feel connected to their school, the efforts of the Activities Directors was important to maintain positive school environment and school connectedness.

The School Community Coordinators continued to plan and facilitate student-centered activities with their Leadership students, and many events and efforts were able to occur digitally. The focus on inclusivity remained during these efforts, and outreach to students were a daily occurrence and included spirit weeks, spirit events, student recognition events and virtual opportunities to interact with peers. Once schools opened for hybrid learning in the spring, the Coordinators were able to continue clubs in-person and end of the year events were planned with California Department of Health safety guidelines. Students remained active in planning events at all school sties under the tutelage of the Coordinator.

SCCS also took part in SIBHI (Schools Integrated Behavioral Health Initiative). Members in this team represent COE Student Services, County Behavioral Health, Encompass Youth Services and PVPSA (Pajaro Valley Prevention and Student Assistance). These have been our three goals and work groups this year:
1. Universal Screening tools
2. Resource list of available mental health services in the community and schools
3. Research funding streams linked to Medi-Cal reimbursable services

This team is also exploring the new AB 2083 group supporting collaboration between county agencies to improve outcomes for foster youth to provide a framework for expansion to include other high needs youth with multi-agency involvement.

Goal 3

We will eliminate the achievement gaps that currently exist between demographic groups within the SCCS student community

State and/or Local Priorities addressed by this goal:

State Priorities:	Priority 2: State Standards (Conditions of Learning) Priority 3: Parental Involvement (Engagement) Priority 4: Pupil Achievement (Pupil Outcomes) Priority 8: Other Pupil Outcomes (Pupil Outcomes)
Local Priorities:	District Goal #3

Annual Measurable Outcomes

Expected	Actual
Metric/Indicator California Assessment of Student Performance and Progress (CAASPP) **19-20** The percentage of students who meet or exceed standard on the CAASPP will grow by 3% each school year.	Due to the suspension of the 2020 CAASPP, no scores are be available. SCCS continued to monitor student achievement through local assessments described in the LCAP and the Learning Continuity and Attendance Plan.

Expected	Actual
Baseline 2019 Elementary CAASPP Results - Grades 3 - 5 English Language Arts All Students: 53% Hispanic / Latinx: 26% English Learners: 9% Low Income: 26% Students with Disabilities: 27% Math All Students: 46% Hispanic / Latino: 24% English Learners: 9% Low Income: 26% Students with Disabilities: 28% 2019 Secondary CAASPP Results - Grades 6 - 8 and 11 English Language Arts All Students: 64% Hispanic / Latinx: 46% English Learners: 10% Low Income: 45% Students with Disabilities: 19% Math All Students: 46% Hispanic / Latino: 26% English Learners: 6% Low Income: 28% Students with Disabilities: 10%	

Actions / Services

Planned Actions/Services	Budgeted Expenditures	Actual Expenditures
The overall implementation of the actions and services to achieve the articulated goals include: RTI Coordinators Elementary Instruction Techs and Learning Assistants for Intervention and EL Support EL Task Force Implementation and Progress Monitoring of EL Master Plan While the services that RtI Coordinators and the Instructional Techs are provided to any underachieving student, these resources are specifically in place to target, support, and monitor the growth and achievement of our unduplicated count students. Elementary Site targeted support funds address various goals supporting targeted services and materials for unduplicated students as identified by individual sites and approved by both site councils and the Governing Board.	4.00 FTE RtI coordinator @ BV,DL,GA, WL 1100 CERT TEACHERS' SALARIES-REG. Supplemental 351,809 4.00 FTE RtI coordinator @ BV,DL,GA, WL 3000 EMPLOYEE BENEFITS Supplemental 121,138 . 5.4 FTE - Paraeducators & Paraeducators - Academic Intervention @ all Elementary Sites 2000 >CLASS PERSONNEL SALARIES Supplemental 188,811 5.1250 FTE - Learning Assistants & Instr Techs Intervention @ all Elementary Sites 3000 EMPLOYEE BENEFITS Supplemental 35,861 All 5 Elementary Sties - Site Targeted Support Allocations 4300 MATERIALS & SUPPLIES Supplemental 79,996	4.00 FTE RtI coordinator @ BV,DL,GA, WL 1100 CERT TEACHERS' SALARIES-REG. Supplemental 349,533 4.00 FTE RtI coordinator @ BV,DL,GA, WL 3000 EMPLOYEE BENEFITS Supplemental 110,967 5.4 FTE - Paraeducators & Paraeducators - Academic Intervention @ all Elementary Sites 2000 >CLASS PERSONNEL SALARIES Supplemental 197,784 5.1250 FTE - Learning Assistants & Instr Techs Intervention @ all Elementary Sites 3000 EMPLOYEE BENEFITS Supplemental 37,942 All 5 Elementary Sties - Site Targeted Support Allocations 4300 MATERIALS & SUPPLIES Supplemental 37,486
While the services that Secondary RtI Coordinators are provided to any underachieving student, these resources are specifically in place to target, support, and monitor the growth and achievement of our unduplicated count students. Soquel High Counseling for Attendance Intervention specifically focused on connecting our unduplicated count students to school and supporting them with academic counseling. Bilingual Math Tutors specifically to support our Newcomer EL students.	5.170 FTE - RTI Coordinators (1.00 @ BRMS, MHMS, HRHS, & SQHS) & 1.17 @ SCHS - Secondary 1100 CERT TEACHERS' SALARIES-REG. Supplemental 440,930 5.170 FTE - RTI Coordinators (1.00 @ BRMS, MHMS, HRHS, & SQHS) & 1.17 @ SCHS - Secondary 3000 EMPLOYEE BENEFITS Supplemental 147,937	5.170 FTE - RTI Coordinators (1.00 @ BRMS, MHMS, HRHS, & SQHS) & 1.17 @ SCHS - Secondary 1100 CERT TEACHERS' SALARIES-REG. Supplemental 422,855 5.170 FTE - RTI Coordinators (1.00 @ BRMS, MHMS, HRHS, & SQHS) & 1.17 @ SCHS - Secondary 3000 EMPLOYEE BENEFITS Supplemental 135,493

Planned Actions/Services	Budgeted Expenditures	Actual Expenditures
Advancement via Individual Determination (AVID) for first generation college bound and traditionally underrepresented students (Stipend,Sections, Tutors, and Field Trips).	.20 FTE Counseling & Attendance - SQHS - Secondary 1200 CERT PUPIL SUPP Supplemental 11,774	20 FTE Counseling & Attendance - SQHS - Secondary 1200 CERT PUPIL SUPP Supplemental 13,962
	.20 FTE Counseling & Attendance - SQHS - Secondary 3000 EMPLOYEE BENEFITS Supplemental 5,036	20 FTE Counseling & Attendance - SQHS - Secondary 3000 EMPLOYEE BENEFITS Supplemental 6,302
	Bilingual Math Tutors & Homework Club @ HRHS, SCHS, SQHS, Costanoa - Secondary 5800 OTHER SVCS & OPER EXPENDITURES Supplemental 72,394	Bilingual Math Tutors & Homework Club @ HRHS, SCHS, SQHS, Costanoa - Secondary 5800 OTHER SVCS & OPER EXPENDITURES Supplemental 47,240
	I Ready Licenses - Secondary 5800 OTHER SVCS & OPER EXPENDITURES Title I 3,000	I Ready Licenses - Secondary 5800 OTHER SVCS & OPER EXPENDITURES Title III 3,000
	.10 @ Costanoa for CTE Early Childhood 1100 CERT TEACHERS' SALARIES-REG. Supplemental 7,313	.10 @ Costanoa for CTE Early Childhood 1100 CERT TEACHERS' SALARIES-REG. Supplemental 7,441
	.10 @ Costanoa for CTE Early Childhood 3000 EMPLOYEE BENEFITS Supplemental 2,716	.10 @ Costanoa for CTE Early Childhood 3000 EMPLOYEE BENEFITS Supplemental 2,842
	UCSC - AVID Tutors for BRMS, MHMS, HRHS, SCHS, SQHS 5800 OTHER SVCS & OPER EXPENDITURES Supplemental 40,000	UCSC - AVID Tutors for BRMS, MHMS, HRHS, SCHS, SQHS (moved to Title 1) 5800 OTHER SVCS & OPER EXPENDITURES Supplemental 1,041
	AVID Field Trips for BRMS, MHMS, HRHS, SCHS, SQHS 5800 OTHER SVCS & OPER EXPENDITURES Supplemental 10,000	AVID Field Trips for BRMS, MHMS, HRHS, SCHS, SQHS (moved to Title 1) 5800 OTHER SVCS & OPER EXPENDITURES Supplemental 0

Planned Actions/Services	Budgeted Expenditures	Actual Expenditures
Read 180 Reading Intervention Sections at Middle Schools Math Plus Intervention Sections at each secondary school Credit Recovery Program Staffing and Materials Middle School After School Intervention Staffing focused on supporting our English Learners, foster students, homeless students, and Title 1 students Secondary site discretionary funds address various goals supporting targeted services and materials for unduplicated students as identified by individual sites in their Single Plan for Student Achievement, which is approved by each school's Site Council and the Governing Board	2.70 FTE - Read 180 , Reading & Math Intervention & Academic Intervention @ BRMS, MHMS, HRHS, SCHS, SQHS, & Ark 1100 CERT TEACHERS' SALARIES-REG. Supplemental 206,441 2.04 FTE - Newcomers, ELD's, AP & AVID @ BRMS, MHMS, HRHS, SCHS 1100 CERT TEACHERS' SALARIES-REG. Supplemental 151,095 .60 FTE Cyber High & Credit Recovery 1100 CERT TEACHERS' SALARIES-REG. Supplemental 55,756 2.70 FTE - Read 180 , Reading & Math Intervention & Academic Intervention @ BRMS, MHMS, HRHS, SCHS, SQHS, & Ark 2.04 FTE - Newcomers, ELD's , AP & AVID @ BRMS, MHMS, HRHS, SCHS .60 FTE Cyber High & Credit Recovery 3000 EMPLOYEE BENEFITS Supplemental 122,539 Credit Recovery Contract Cyber High 4200 BOOKS OTHER THAN TEXTBOOKS Supplemental 11,070 Site Targeted Support Allocation @ Middle, High, Costanoa, Ark & AFE - Secondary 4300 MATERIALS & SUPPLIES Supplemental 381,289	2.70 FTE - Read 180 , Reading & Math Intervention & Academic Intervention @ BRMS, MHMS, HRHS, SCHS, SQHS, & Ark 1100 CERT TEACHERS' SALARIES-REG. Supplemental 207,693 2.04 FTE - Newcomers, ELD's, AP & AVID @ BRMS, MHMS, HRHS, SCHS 1100 CERT TEACHERS' SALARIES-REG. Supplemental 150,876 .60 FTE Cyber High & Credit Recovery 1100 CERT TEACHERS' SALARIES-REG. Supplemental 56,552 2.70 FTE - Read 180 , Reading & Math Intervention & Academic Intervention @ BRMS, MHMS, HRHS, SCHS, SQHS, & Ark 2.04 FTE - Newcomers, ELD's , AP & AVID @ BRMS, MHMS, HRHS, SCHS .60 FTE Cyber High & Credit Recovery 3000 EMPLOYEE BENEFITS Supplemental 115,162 Credit Recovery Contract Cyber High 4200 BOOKS OTHER THAN TEXTBOOKS Supplemental 2,354 Site Targeted Support Allocation @ Middle, High, Costanoa, Ark & AFE - Secondary 4300 MATERIALS & SUPPLIES Supplemental 47,616

Planned Actions/Services	Budgeted Expenditures	Actual Expenditures
	.45 FTE After School Coordinator @ MHMS 2200 CLASS PUPIL SUPPORT SALARIES Supplemental 21,018 1.00 FTE Total = Paraeducators @ .75 BRMS & .25 MHMS 2100 INST'L SUPV AND ADMIN Supplemental 33,437 .45 FTE After School Coordinator @ MHMS 1.00 FTE Total = Paraeducators @ .75 BRMS & .25 MHMS 3000 EMPLOYEE BENEFITS Supplemental 19,354 0	.45 FTE After School Coordinator @ MHMS 2200 CLASS PUPIL SUPPORT SALARIES Supplemental 12,621 1.00 FTE Total = Paraeducators @ .75 BRMS & .25 MHMS 2100 INST'L SUPV AND ADMIN Supplemental 34,953 45 FTE After School Coordinator @ MHMS 1.00 FTE Total = Paraeducators @ .75 BRMS & .25 MHMS 3000 EMPLOYEE BENEFITS Supplemental 19,574
Middle and High School Summer School Interventions Newcomer Sections and Supports	Summer School - Credit Recovery 1130 TEACHER SALARIES - EWA Title I 15,048 Summer School - Credit Recovery 1330 CERT SUPRVSR ADMIN - EWA Title I 5,600 Summer School - Credit Recovery 2200 CLASS PUPIL SUPPORT SALARIES Title I 9,523 Summer School - Credit Recovery 3000 EMPLOYEE BENEFITS Title I 5,958 Summer School - Credit Recovery 4300 MATERIALS & SUPPLIES Title I 4,594 Site Targeted Support Allocation @ BVEL, DLEL, GAEL & Monarch	Summer School - Credit Recovery 1130 TEACHER SALARIES - EWA Title I 17,080 Summer School - Credit Recovery 1330 CERT SUPRVSR ADMIN - EWA Title I 6,120 Summer School - Credit Recovery 2200 CLASS PUPIL SUPPORT SALARIES Title I 8,376 Summer School - Credit Recovery 3000 EMPLOYEE BENEFITS Title I 6,993 Summer School - Credit Recovery 4300 MATERIALS & SUPPLIES Title I 183 Site Targeted Support Allocation @ BVEL, DLEL, GAEL & Monarch

Planned Actions/Services	Budgeted Expenditures	Actual Expenditures
	4300 MATERIALS & SUPPLIES Title I 71,670	4300 MATERIALS & SUPPLIES Title I 39,101
	2.7438 Total FTE -Paraeducators & Academic Intervention .8688 BVEL, .75 DLEL, .75 GAEL, .3750 Monarch 2100 INST'L SUPV AND ADMIN Title I 81,408	2.7438 Total FTE -Paraeducators & Academic Intervention .8688 BVEL, .75 DLEL, .75 GAEL, .3750 Monarch 2100 INST'L SUPV AND ADMIN Title I 90,917
	2.7438 Total FTE - Learning Assistants & IT Intervention .8687 BVEL, .5625 DLEL, .75 GAEL, .3750 Monarch 3000 EMPLOYEE BENEFITS Title I 7,765	2.7438 Total FTE -Paraeducators & Academic Intervention .8688 BVEL, .75 DLEL, .75 GAEL, .3750 Monarch 3000 EMPLOYEE BENEFITS Title I 8,742
	.40 FTE - Newcomer @ BRMS 1100 CERT TEACHERS' SALARIES-REG. Title I 25,719	.40 FTE - Newcomer @ BRMS 1100 CERT TEACHERS' SALARIES-REG. Title I 23,725
	.40 FTE - Newcomer @ BRMS 3000 EMPLOYEE BENEFITS Title I 5,233	.40 FTE - Newcomer @ BRMS 3000 EMPLOYEE BENEFITS Title I 7,527
Newcomer Program Classes and Supports	.4375 FTE - LA for Newcomer @ BRMS - None for 2019/20	
	.4375 FTE - LA for Newcomer @ BRMS - None for 2019/20	
	1.00 FTE - (Newcomer ELD, ELD2, Marine Science, Transitional English) @ HRHS 1100 CERT TEACHERS' SALARIES-REG. Title I 68,703	1.00 FTE - (Newcomer ELD, ELD2, Marine Science, Transitional English) @ HRHS 1100 CERT TEACHERS' SALARIES-REG. Title I 67,209
	1.00 FTE - (Newcomer ELD, ELD2, Marine Science, Transitional English) @ HRHS 3000 EMPLOYEE BENEFITS Title I 27,203	1.00 FTE - (Newcomer ELD, ELD2, Marine Science, Transitional English) @ HRHS 3000 EMPLOYEE BENEFITS Title I 13,346
	.50 LCFF FTE - Newcomer @ Gault 1900 OTHER CERT	50 LCFF FTE - Newcomer @ Gault 1900 OTHER CERT

Planned Actions/Services	Budgeted Expenditures	Actual Expenditures
	SALARIES-REGULAR Title I 43,905	SALARIES-REGULAR Title I 43,741
	.50 LCFF FTE - Newcomer @ Gault 3000 EMPLOYEE BENEFITS Title I 12,310	50 LCFF FTE - Newcomer @ Gault 3000 EMPLOYEE BENEFITS Title I 12,209
	.50 LCFF FTE - Newcomer @ Gault - No for Tile III 19/20	
	.50 LCFF FTE - Newcomer @ Gault Only - No Title III19/20	
	Avid Contract - 30,000 5800 OTHER SVCS & OPER EXPENDITURES Title I 30,000	Avid Contract 5800 OTHER SVCS & OPER EXPENDITURES Title I 32,495
	Site Targeted Support Allocations (BRMS, MHMS, HRHS & Costanoa & Ark) 4300 MATERIALS & SUPPLIES Title I 147,149	Site Targeted Support Allocations (BRMS, MHMS, HRHS & Costanoa & Ark 4300 MATERIALS & SUPPLIES Title I 136,610
New Newcomer Classes and Supports	.60 FTE @ HRHS (AVID 10, 11 & 12) 1100 CERT TEACHERS' SALARIES-REG. Title I 57,082	60 FTE @ HRHS (AVID 10, 11 & 12) 1100 CERT TEACHERS' SALARIES-REG. Title I 47,364
	60 FTE @ HRHS (AVID 10, 11 & 12) 3000 EMPLOYEE BENEFITS Title I 20,259	60 FTE @ HRHS (AVID 10, 11 & 12) 3000 EMPLOYEE BENEFITS Title I 18,526
	1.1125 FTE Paraeducators & Academic Intervention - .45 BRMS, .2875 MHMS & .3750 Costanoa 2100 INST'L SUPV AND ADMIN Title I 28,148	1.1125 FTE Paraeducators & Academic Intervention - .45 BRMS, .2875 MHMS & .3750 Costanoa 2100 INST'L SUPV AND ADMIN Title I 27,565
	1.1125 FTE Paraeducators & Academic Intervention - .45 BRMS, .2875 MHMS & .3750 Costanoa 3000 EMPLOYEE BENEFITS Title I 3,661	1.1125 FTE Paraeducators & Academic Intervention - .45 BRMS, .2875 MHMS & .3750 Costanoa 3000 EMPLOYEE BENEFITS Title I 2,651

Goal Analysis

A description of how funds budgeted for Actions/Services that were not implemented were used to support students, families, teachers, and staff.

All budgeted expenditures were implemented for this goal.

A description of the successes and challenges in implementing the actions/services to achieve the goal.

Elementary RtI coordinators put their focus and time into supporting small groups of students in reading and math in the distance learning environment. Using data from prior years, and current formative assessment data from teachers, they created small groups in reading and math that met beyond the student instructional day on Zoom to give a second level of support to students. RtI coordinators also worked with the instructional techs and learning assistants to provide support for students. We invested in training for the Learning Assistants, both in Guided Reading and using Lexia (our reading intervention curriculum) so they could work with small groups of students in need. The Learning Assistants also ran Guided Reading groups and intervention lesson groups on Zoom to give students extra support.

Additionally, Learning Assistants also provided support to students through the small cohort programs at each site. Students who were having difficulty assessing distance learning, either from connectivity issues or learning difficulties, were invited on campus daily to participate in small group classes of 12. Classes were held outside and the Learning Assistants supported the students in assessing their synchronous instruction and completing assignments.

The EL Task Force was not convened this year because of the issues related to the pandemic. We do plan to have the Task Force meet next year to rewrite our English Learner Master Plan and work with staff to monitor to EL progress.

Secondary RtI Coordinators continued to focus the majority of their efforts on ensuring students were making progress in their math courses. They did this by focusing on both Tier 1 and Tier 2 interventions and supports. RtI Coordinators are essential members of their school's math department and supported the implementation and refinement of daily formative assessments. This focus on formative assessments supported teachers in knowing if their students were making adequate progress or not. Additionally, middle school RtI Coordinators supported their math teachers in implementing a new math curriculum and math diagnostic assessments called iReady. The iReady Math Diagnostics were administered to students 3 times during the school year, fall, winter, and spring. This in conjunction with the embedded daily formative assessments were used to ensure student progress. If students were not making adequate progress, they were invited to attend the before or after school intervention courses and homework help.

Similarly, high school RtI Coordinators supported their math departments in implementing modified College Preparatory Mathematics (CPM) curriculum, and at Harbor, a new math curriculum (Edgenuity), a program which embedded regular formative assessments. Additionally, RtI Coordinators created and then supported the implementation of 4 common district formative assessments in each math course (Integrated 1, 2, & 3). This data was also used to determine which students were making adequate progress and which needed additional supports. If students needed additional supports they were asked to attend the 0 Period Math Plus course and were also invited to attend the after school virtual tutoring. Many RtI Coordinators worked directly with students during the intervention and tutoring periods, and some RtI Coordinators pulled small groups of students during their math period to support struggling students.

Harbor High, Branciforte Middle, and Mission Hill Middle School each have Newcomer English Learners attending their school. Additionally courses and supports were implemented to support Newcomers in making adequate growth in their English Language proficiency as well as in making academic progress in each of their courses. Newcomer ELD courses have been implemented to specifically support Newcomers in their beginning levels of English language proficiency. Also, Newcomer small cohorts were in place during distance learning at each of these schools, allowing Newcomers the ability to be on campus daily to engage in their learning. Bilingual paraeducators were also hired at each school to support Newcomers in their academic coursework. These paraeducators were also available after school to support with bilingual tutoring.

Three full-time credit recovery teachers were hired in January 2021 in order to support students in need of credit recovery.

Both SCCS middle schools, Branciforte and Mission Hill, have 1 section of reading intervention embedded in their school schedule. This intervention course is designated for students that are 2 or more grade levels below in their reading proficiency and is considered at Tier 3 Reading Intervention. Mission Hill has had the Read 180 Reading Intervention program for the past 7 school years and continues to see success. Students needing this intensive reading intervention typically are enrolled for 1 year, and typically, within this year, students growth 2 or more reading levels. The 20-21 school year proved to be challenging for implementing Read 180 to fidelity, and students did not quite make the typical 2 years + growth as in years past, but almost all students did make 1 1/2 to 2 years of reading growth.

Branciforte Middle School has not seen the success Mission Hill has with the Read 180 intervention program, and this year opted to try a new reading intervention program called Achieve 3000. This program too was challenging to implement to fidelity due to distance learning. While students did make progress on their reading, more data is needed to tell if this reading intervention has the impact on student achievement that we desire. We will implement this reading program for 1 more year at Branciforte and are hoping to determine its viability next year when we are in-person.

The SCCS AVID program continues to grow and 10% of SCCS students are enrolled in the AVID program. In the 21-22 school year, both Branciforte Middle and Soquel High added 1 AVID elective section. SCCS AVID data is excellent and illustrates successful completion of courses as well as strong assessment scores and positive attendance.

Goal 4

We will develop a highly collaborative, professional culture focused on supporting effective teaching.

State and/or Local Priorities addressed by this goal:

State Priorities:	Priority 2: State Standards (Conditions of Learning) Priority 5: Pupil Engagement (Engagement) Priority 7: Course Access (Conditions of Learning) Priority 8: Other Pupil Outcomes (Pupil Outcomes)
Local Priorities:	Goal #4

Annual Measurable Outcomes

Expected	Actual
Metric/Indicator Teacher Working Conditions Survey **19-20** Working Conditions Survey - Professional Development and Training Percentage of Teachers who "Agree" with the following statements will increase by 5%	20-21 Working Conditions Survey Percentage of Teachers who "Agree" with the following statements: Sufficient resources are available for professional development in my school: 82.3% (increase of 7.9%) Sufficient resources are available for professional development in my school: 76.6% (increase of 5.7%) Professional development offerings are data driven: 85.6% (increase of 5.8%) Professional development deepens teachers' content knowledge: 77.3% (increase of 8.6%) Teachers have sufficient training to fully utilize instructional technology: 61.9% (increase of 13.3%) Teachers are encouraged to reflect on their own practice: 92.0% (increase of 2.7%)

Expected	Actual
Baseline 19-20 Working Conditions Survey Sufficient resources are available for professional development in my school: 74.4% An appropriate amount of time is provided for professional development: 70.9% Professional development offerings are data driven: 79.8% Professional development deepens teachers' content knowledge: 68.7% Teachers have sufficient training to fully utilize instructional technology: 48.6% Teachers are encouraged to reflect on their own practice: 89.3% In this school, follow up is provided from professional development: 66.3% Professional development provides ongoing opportunities for teachers to work with colleagues to refine teaching practices: 78.5% Professional development is evaluated and results are communicated to teachers: 58.7%	In this school, follow up is provided from professional development: 75.7% (increase of 9.4%) Professional development provides ongoing opportunities for teachers to work with colleagues to refine teaching practices: 86.6% (increase of 8.1%) Professional development is evaluated and results are communicated to teachers: 70.8% (increase 12.1%)

Actions / Services

Planned Actions/Services	Budgeted Expenditures	Actual Expenditures
Site Allocations to Title I eligible schools to support professional learning goals in single plans for student achievement (Title 1) Silicon Valley Math Initiative (SVMI) Membership to support continued professional development on the Common Core Mathematics standards and assessments (Title 1) .4 (.2 at each middle school) Common Core State Standards (CCSS) Instructional Coaches Middle School (LCFF Supplemental) Because we are shifting some of the Next Generation Science Coach funding to fund a .4 History Social Studies Coach (see action 4 below), and we were unable to find a .4 NGSS science coach, we are using these funds to provide NGSS Professional Development for secondary science teachers. Specially, some of this funding will go to middle school science teachers as they are implementing new middle school NGSS aligned curriculum called SEPUP. In addition, some of these funds will specifically go to Biology teachers implementing an NGSS curriculum called Model Based Biology (MBER). Additionally, all secondary science teachers will be invited to participate in a once a month professional learning community to engage in lesson studies, lesson design and professional learning as it relates to NGSS (LCFF Supplemental). Continue to support our Teacher Leader PLC and work to support future school leaders through on-going trainings. (Title 1)	1.70 FTE - CCSS Instr Coaches - Elementary - None for 19/20 1.70 FTE - CCSS Instr Coaches - Elementary - None for 19/20 .30 FTE - CCSS Instr Coaches - Elementary - None for 19/20 .30 FTE - CCSS Instr Coaches - Elementary - None for 19/20 NGSS Science Professional Development (Secondary) 5800 OTHER SVCS & OPER EXPENDITURES Supplemental 50,823 NGSS Science Coach - not funded in 2019-20 .40 FTE - CCSS Coaches (.20 BRMS & .20 MHMS) 1100 CERT TEACHERS' SALARIES-REG. Supplemental 36,727 .40 FTE - CCSS Coaches (.20 BRMS & .20 MHMS) 3000 EMPLOYEE BENEFITS Supplemental 8,721 SCIL Stipends (42,840 E - 58,140 S) 1160 TEACHER SALARIES-STIPEND Supplemental 100,980 SCIL Stipends (8,584 E - 11,598 S) 3000 EMPLOYEE BENEFITS Supplemental 20,182	SVMI 5800 OTHER SVCS & OPER EXPENDITURES Supplemental 7,101 .40 FTE - CCSS Coaches (.20 BRMS & .20 MHMS) 1100 CERT TEACHERS' SALARIES-REG. Supplemental 31,391 .40 FTE - CCSS Coaches (.20 BRMS & .20 MHMS) 3000 EMPLOYEE BENEFITS Supplemental 8,268 SCIL Stipends (47,025 E - 106,041 S) 1160 TEACHER SALARIES-STIPEND Supplemental 153,066 SCIL Stipends (9,648 E - 21,755 S) 3000 EMPLOYEE BENEFITS Supplemental 31,403
Provide Release time and hourly pay for professional development for Integrated ELD (Title III).	PD - Site Allocations (Bayview, Delaveaga, Gault & Monarch)	PD - Site Allocations (Bayview, Delaveaga, Gault & Monarch)

Planned Actions/Services	Budgeted Expenditures	Actual Expenditures
Provide support for new teachers to clear their credential and for interns to earn their preliminary credential (Title II). Continue to support and refine roles of Santa Cruz Instructional leaders (SCIL) The Santa Cruz Instructional Leadership Team (SCIL) districtwide will continue to support professional learning community work at all school sites. PD for SCIL will focus on Integrated ELD instructional strategies. We are working on building our SCIL teams capacity to lead and guide their colleagues in regards to supporting ELs. We are going to use MAP and CAASPP data (Goal 3 data) to determine the effectiveness of this PD focus. (Teacher leaders who support site Professional Development) (Title II) The Teacher Leader PLC will continue to support future school leaders through on-going trainings. The focus of these groups is on equity and ensuring as instructional leaders, we are focused on closing the achievement gap.	4300 MATERIALS & SUPPLIES Title I 21,887 PD - Site Allocations (Branciforte MS, Mission Hill MS, Harbor HS, Costanoa & Ark 4300 MATERIALS & SUPPLIES Title I 44,571 SC/SVNTP Induction Program (4,395 E 57,135 S) 5800 OTHER SVCS & OPER EXPENDITURES Title II 61,530 .60 FTE @ BRMS (.60 Math) 1100 CERT TEACHERS' SALARIES-REG. Title I 33,570 .60 FTE @ BRMS (.60 Math) 3000 EMPLOYEE BENEFITS Title I 9,636 1.00 English Learner Instructional Resource-Removed for 19/20 1.00 English Learner Instructional Resource-Removed for 19/20 Co-Director of Secondary Curriculum, Intervention and Assessment-Removed for 19/20 Co-Director of Secondary Curriculum, Intervention and Assessment-Removed for 19/20 SVMI Math (3,000 E & 3,000 S)-Removed for 19/20	4300 MATERIALS & SUPPLIES Title I 3,981 PD - Site Allocations (Branciforte MS, Mission Hill MS, Harbor HS, Costanoa & Ark 4300 MATERIALS & SUPPLIES Title I 35,877 SC/SVNTP Induction Program (8,770 E 70,160 S) 5800 OTHER SVCS & OPER EXPENDITURES Title II 78,930 60 FTE @ BRMS (.60 Math) 1100 CERT TEACHERS' SALARIES-REG. Title I 31,560 60 FTE @ BRMS (.60 Math) 3000 EMPLOYEE BENEFITS Title I 10,353
Branciforte Middle School was designated as an ATSI school based on their Special Education student group's performance. Their English Learner student group performance is also a concern (many of their	ATSI-PD @ BRMS 5800 OTHER SVCS & OPER EXPENDITURES Supplemental 10,000	ATSI-PD @ BRMS 5800 OTHER SVCS & OPER EXPENDITURES Title III 10,000

Planned Actions/Services	Budgeted Expenditures	Actual Expenditures
English Learners are also Special Education students). To support Branciforte staff in meeting their Special Education and unduplicated count students' needs, an additional $10,000 is being given to Branciforte for Professional Development related to instruction to serve these student groups.		

Goal Analysis

A description of how funds budgeted for Actions/Services that were not implemented were used to support students, families, teachers, and staff.

A .4. History/Social Studies TOSA was not funded for the 20-22 school year and we could not maintain our partnership with SVMI during the pandemic. These funds were used in the following areas:

- -Additional intervention sections both during and after the school day to support students who needed extra support during distance learning
- -Additional paraeducator extra hourly pay to support students in interventions both during the day and after school

A description of the successes and challenges in implementing the actions/services to achieve the goal.

SCCS continued to work to provide needed collaboration and professional development to both classified and certificated staff during distance learning. New distance learning bell schedules allowed for more teacher collaboration and Professional Learning Community (PLC) time which teachers reported was much needed and extremely helpful as they redesigned their instructional programs and assessments. It must be noted that a concerted effort was made to gather input from teachers regarding needed professional development and collaboration.

Santa Cruz Instructional Leaders (SCIL) are an essential component of the SCCS systems and structures for ensuring high quality instruction in every classroom. The teacher leaders that participated on SCIL during the 20-21 school year were an invaluable asset to every school as they greatly supported the shift to distance learning and how to be an effective online instructor. SCIL members also gave input to administrators at their school site and supported the implementation of every new process and procedure that was put into place due to the pandemic and the shift to distance learning, including the final shift to hybrid, in-person learning. SCIL also focused on essential standards work within their department and/or grade level and led their department/grade level colleagues in revising scope and sequences to reflect essential standards and distance learning needs. SCIL leaders also supported the

development of more frequent formative assessments, as these formative assessments were heavily relied upon during distance learning to track student progress.

Also, the main three high school science courses all adopted new curriculum aligned to the Next Generation Science Standards over the past 2 school years. Biology adopted Model Based Biology, Chemistry adopted Living by Chemistry, and Physics adopted Active Physics. Along with these new curricular adoptions came professional development, in which all high school science teachers participated. The adoption of these new curriculums also increased the amount of cross site collaboration between teachers of each course. Additionally, middle school adopted SEPUP Next Generation Science Standards aligned curriculum in 19-20 and participated in NGSS professional development related to the implementation of this curriculum.

In the spring of 2020 we shifted to emergency distance learning, which began an intensive professional development series focused on learning online instructional tools to support instruction. In the fall of 2020, this professional development focus continued. Both asynchronous and synchronous professional development trainings were provided to teachers focused on how to use online instructional tools, as well as how to construct high quality distance learning lessons that are engaging. This included building in frequent checking for understanding and formative assessments. Additionally, professional development on Trauma Informed instruction and Mindfulness were available to all teachers. In the spring of 2021, before the shift to hybrid, another round of professional development trainings were provided to teachers focused on both how to use technology to enhance hybrid instruction as well as how to construct a high quality and engaging hybrid lesson.

Induction Coaches managed and coordinated the BTSA/Induction Program, as part of the Santa Cruz/Silicon Valley New Teacher Project. These coaches work with teachers with preliminary teaching credentials and teachers with out of state credentials who are required to participate in an induction program to clear their credentials, and they work closely with teachers to develop capacity for reflection on and refinement of practice based on the teaching standards.

Branciforte Middle School was designated an ATSI school in the 18-19 school year because of the Dashboard Special Education student group attendance rate. To remedy this, Branciforte worked to implement an attendance protocol that involved multiple staff members to reach out and make personal connections with every chronically absent student's family. This resulted in a decrease in absences and an improved attendance rate. In 20-21 Branciforte Middle School was no longer considered an ATSI school because they dramatically improved their attendance rate for all students and specifically for students in the Special Education student group.

Goal 5

SCCS will maintain a balanced budget and efficient and effective management.

State and/or Local Priorities addressed by this goal:

State Priorities:	Priority 3: Parental Involvement (Engagement) Priority 4: Pupil Achievement (Pupil Outcomes) Priority 5: Pupil Engagement (Engagement) Priority 6: School Climate (Engagement) Priority 8: Other Pupil Outcomes (Pupil Outcomes)
Local Priorities:	District Goal #5

Annual Measurable Outcomes

Expected	Actual
Metric/Indicator All district plans and budgets will be aligned with the six district goals Data dashboards will be developed to monitor impact of key LCAP initiatives FIT Reports **19-20** All site and district plans will be aligned with the six district goals. Data dashboards will be developed to monitor impact of key LCAP initiatives. 10 out of 10 school sites will score "Good".	All district plans and budgets are aligned with the six district goals and are explicit in the 21-22 LCAP, the 20-21 Single Plans for Student Achievement, the 20-21 Learning Continuity and Attendance Plan and all compliance plans required for COVID resources in 2021. The California Data Dashboard was used as a key monitoring tools in the 19-20 LCAP and School Plans and will continue to be used once re-instated. The Dashboard was not available in 20-21 or for the 21-22 LCAP. 11 of 11 "Good" Schools as determined by the FIT report in November 2020.

Expected	Actual
Baseline Site and district plans are aligned with the six district goals but could be more specific. Data Dashboards were used in the 19-20 LCAP and the 19-20 Single Plans for Student Achievement. The FIT report shows 10 of 11 buildings scored "good" for the 18-19 school year.	

Actions / Services

Planned Actions/Services	Budgeted Expenditures	Actual Expenditures
Site Program Coordinator Helps Monitor Supplemental Budgets and Expenditures Administrative Secretary Helps Monitor Supplemental Budgets and Expenditures Support sites and departments with plans and budget development to ensure alignment with district goals Continue to refine metrics to monitor impact of key LCAP initiatives - RtI and Instructional Coaching Provide sites and departments support with budget monitoring. Implement the Facilities Master Plan to improve school facilities Work with site administrators to align their SPSA to the four strategic focus areas.	.20 FTE Admin Secretary - Elementary 2400 CLASS CLERICAL SALARIES-REG Supplemental 8,602 .20 FTE Admin Secretary - Elementary 3000 EMPLOYEE BENEFITS Supplemental 5,601 .80 FTE Admin Secretary - Secondary 2400 CLASS CLERICAL SALARIES-REG Supplemental 34,409 .80 FTE Admin Secretary - Secondary 3000 EMPLOYEE BENEFITS Supplemental 20,703 5.19% Indirects (12,664 & 39,172 S) 7350 TFR INDIRECT COSTS/INTERFUND I Title I 51,836 2.5% Holding for entitlement changes - Secondary 4300	.20 FTE Admin Secretary - Elementary 2400 CLASS CLERICAL SALARIES-REG Supplemental 9,203 .20 FTE Admin Secretary - Elementary 3000 EMPLOYEE BENEFITS Supplemental 8,443 80 FTE Admin Secretary - Secondary 2400 CLASS CLERICAL SALARIES-REG Supplemental 36,811 80 FTE Admin Secretary - Secondary 3000 EMPLOYEE BENEFITS Supplemental 33,771 5.19% Indirects (12,523 & 37,611 S) 7350 TFR INDIRECT COSTS/INTERFUND I Title I 50,134 2.5% Holding for entitlement changes - Secondary 4300

Planned Actions/Services	Budgeted Expenditures	Actual Expenditures
	MATERIALS & SUPPLIES Title I 19,848	MATERIALS & SUPPLIES Title I 7,911

Goal Analysis

A description of how funds budgeted for Actions/Services that were not implemented were used to support students, families, teachers, and staff.

All budgeted expenditures were implemented for this goal.

A description of the successes and challenges in implementing the actions/services to achieve the goal.

As in all other areas, communication and collaboration around the budget was made challenging because of the pandemic. In Spring of 2020, and with the threat of a 10% cut to the district's budget, informational and input meetings were held virtually with staff in order to garner feedback regarding possible cuts. Thankfully, funding was restored, but this did lay a solid foundation for future discussions around the budget and even strengthened processes in some areas.

With the COVID relief money, another process was put in place to gather input regarding priorities for students and to address areas where academic "rebound" was important. Social emotional health, math and tutoring were three areas that were prioritized by students, families and staff, and COVID planned expenditures focused on summer programs, a full-time LMFT at each secondary site, additional interventions during the school day, peer tutoring at the secondary level and a .4 Math RtI Coordinator at the elementary level.

During all of these changes, consistent communication and scheduled meetings occurred with departments and sites to review not only new funding, but to also reflect on needs in our LCFF Supplemental budget and for our categorical funding.

Overall, this year has resulted in a stronger understanding of our budget with may of our staff and stakeholders.

Additionally, though we were in distance learning, maintenance and upkeep of school sites match efforts pre-pandemic as evidenced by strong FIT report ratings.

Goal 6

SCCS will maintain strong communication and partnerships with its diverse community.

State and/or Local Priorities addressed by this goal:

State Priorities:	Priority 3: Parental Involvement (Engagement) Priority 8: Other Pupil Outcomes (Pupil Outcomes)
Local Priorities:	District Goals #6

Annual Measurable Outcomes

Expected	Actual
Metric/Indicator Increase participation in annual parent survey. Parent participation in District committees (parent survey). Parent participation in Parent Education offerings (parent survey). Parents reporting that when they contact the school they receive courteous attention (parent survey). Parents reporting that they receive sufficient information regarding their child's program, progress and needs (parent survey). Provide an annual State of our Schools mailer for the broader SCCS community.	1070 or 17.2% of parents participated in the parent survey in 2020-21 which is an increase of 2.4% 35.5% of parents responding to district survey report that they have participated in district committees occasionally or more which represents a decrease in participation by 1.5%. 72% of parents responding to district survey report that they have participated in parent education offerings which is a decrease in participation of 3%. 87% of parents responding to district survey report that when they contact the school they "always or regularly" receive courteous attention which is an increase of 3%. 74% of parents responding to the district survey report that they "always or regularly" receive sufficient information regarding their child's program, process and needs which is a 5% increase. We did provide a State of Our Schools update via email, but did not produce a mailer because we were facing potential funding cuts.

Expected	Actual
19-20 We will increase parent participation in the survey by 3%. We will increase parent positive responses to survey questions by 5%. We will continue to produce and send the State of our Schools mailing. **Baseline** 954 or 14.8% parents participated in the parent survey in 2019-20 37% of parents responding to district survey report that they have participated in district committees. 75% of parents responding to district survey report that they have participated in parent education offerings. 84% of parents responding to district survey report that when they contact the school they "always or regularly" receive courteous attention. 69% of parents responding to the district survey report that they "always or regularly" receive sufficient information regarding their child's program, process and needs. For the past two years, each fall the State of our Schools report has been produced and shared with the community.	

Actions / Services

Planned Actions/Services	Budgeted Expenditures	Actual Expenditures
District Advisory Committee Meetings School Community Coordinators support access to school for monolingual Spanish speaking families. They also provide outreach and support to all families. Parents and community members participate in school and district level committees (School Site Councils, ELAC, DELAC, District Advisory Council; Parent Teacher Organizations, Home and School Clubs, Wellness Committee, Green Schools, Tech Task Force and more) throughout the year. Parent, staff and student surveys are conducted annually to solicit community input on LCAP, budget and program priorities. Parent education opportunities are provided at both the site and district level -- One example is the annual Latino Role Models Conference sponsored in concert with Senderos. This inspiring event, conducted all in Spanish, provides parent education on college admissions, A-G completion, financial aide, and more. Another example is our weekly parent networking and support meetings on Tuesday evenings in partnership with Positive Discipline Community Resources. This meetings provided parents with tips and tools to help their students such as: how to manage distance learning and screen time, improving communication between parents and children, time management, relieving stress and mindfulness, exploring parenting styles, positive behavior and setting goals, etc. Homeless students receive supplies and supports (e.g., bus pass, backpack, hygiene packs, etc.).	2.7125 FTE - School Community Coordinators (.75 FTE @ BV, DL, GA & .4625 Monarch) 2200 CLASS PUPIL SUPPORT SALARIES Supplemental 100,346 2.7125 FTE - School Community Coordinators (.75 FTE @ BV, DL, GA & .4625 Monarch) 3000 EMPLOYEE BENEFITS Supplemental 92,054 4.80 FTE Total - School Community Coordinators (.60 @ MHMS .40 @ SCHS, .80 @ SQHS - 1.00 @ BRMS, HRHS & Small Schools) 2200 CLASS PUPIL SUPPORT SALARIES Supplemental 196,166 4.80 FTE Total - School Community Coordinators (.60 @ MHMS .40 @ SCHS, .80 @ SQHS - 1.00 @ BRMS, HRHS & Small Schools) 3000 EMPLOYEE BENEFITS Supplemental 210,916 DAC Meetings (1,492 E & 2,275 S) 4395 FOOD FOR WORKSHOPS Title I 3,767 1% Parent Involvement - Translations & Babysitting (1,075 E & 5,664 S) 4300 MATERIALS & SUPPLIES Title I 6,739 Latino Role Model Conference 5800 OTHER SVCS & OPER EXPENDITURES Title I 2,000	2.7125 FTE - School Community Coordinators (.75 FTE @ BV, DL, GA & .4625 Monarch) 2200 CLASS PUPIL SUPPORT SALARIES Supplemental 95,828 2.7125 FTE - School Community Coordinators (.75 FTE @ BV, DL, GA & .4625 Monarch) 3000 EMPLOYEE BENEFITS Supplemental 83,320 4.80 FTE Total - School Community Coordinators (.60 @ MHMS .40 @ SCHS, .80 @ SQHS - 1.00 @ BRMS, HRHS & Small Schools) 2200 CLASS PUPIL SUPPORT SALARIES Supplemental 144,167 4.80 FTE Total - School Community Coordinators (.60 @ MHMS .40 @ SCHS, .80 @ SQHS - 1.00 @ BRMS, HRHS & Small Schools) 3000 EMPLOYEE BENEFITS Supplemental 148,047 DAC Meetings (0 E & 57 S) 4395 FOOD FOR WORKSHOPS Title I 57 1% Parent Involvement - Translations & Babysitting (0 E & 2,114 S) 4300 MATERIALS & SUPPLIES Title I 2,114 Latino Role Model Conference 5800 OTHER SVCS & OPER EXPENDITURES Title I 1,533

Goal Analysis

A description of how funds budgeted for Actions/Services that were not implemented were used to support students, families, teachers, and staff.

All budgeted expenditures were implemented for this goal.

A description of the successes and challenges in implementing the actions/services to achieve the goal.

The pandemic has created opportunities for reimagining communication and community engagement. The district had to create new ways to connect with parents using online resources. To that end, we began to utilize new tools to solicit parent input including zoom meetings, webinars and ThoughtExchanges. Also new this year was utilization of Google Classroom reports to regularly communicate on students' work completion and progress.

One of the most significant challenges was ensuring that all families knew how to access these new virtual and online resources for communications. School sites provided small in-person parent trainings and Zoom trainings on using technology. The district also provided parents with trainings in google classroom and other online tools. However, we know there was a percentage of our population who struggled to access the school and district via technology.

The district also offered weekly parent networking and support meetings on Tuesday evenings in partnership with Positive Discipline Community Resources.

In January, the district hired a new Chief of Communications and Community Engagement. He has supported families with increased digital and in-person communication opportunities and improved our district website to make it easier to navigate and find information. Most recently, he has begun weekly video updates for parents on important districtwide information.

Annual Update for the 2020–21 Learning Continuity and Attendance Plan

The following is the local educational agency's (LEA's) analysis of its 2020-21 Learning Continuity and Attendance Plan (Learning Continuity Plan).

In-Person Instructional Offerings

Actions Related to In-Person Instructional Offerings

Description	Total Budgeted Funds	Estimated Actual Expenditures	Contributing
Personal Protective and Safety Equipment to allow for teachers and staff to conduct future in-person, hybrid instruction, small cohort groupings, and one-on-one assessments for Special Education students. (Elementary 50,729.10 / Secondary 101,354.02)	152,083.12	102,130.98	No
Facilities Needs: Cleaning supplies and materials to adequately clean sites to allow for future in-person, hybrid instruction, small cohort groupings, and one-on-one assessments for Special Education students. Includes plexiglass and hand sanitation stations. Elementary 36,103.84 / Secondary 67,050)	103,153.84	218,682.83	No
Health Supplies: thermometers, gloves, masks, liquid soap, hand sanitizer, COVID-19 sprayers, towels to maintain cleanliness and hygiene to allow for future in-person, hybrid instruction, small cohort groupings, and one-on-one assessments for Special Education students. (Elementary 36,146.34 / Secondary 48,557.47)	84,703.81	117,710.65	No

A description of any substantive differences between the planned actions and/or budgeted expenditures for in-person instruction and what was implemented and/or expended on the actions.

Personal Protective and Safety Equipment for in person learning, hybrid instruction, small cohort groupings and one-on-one assessments for Special Education fluctuated according the the number of students who were served in-person. Though guidelines stated that we could accommodate 25% of our students at each site, small cohort attendance fluctuated between 9% and 24%. This was due to many factors: families' comfort with having their student in-person, target students who were already showing low or spotty attendance and challenges to staffing small cohorts when all paraprofessionals were already supporting students in virtual classrooms. As such, actual expenditures are less than budgeted.

Facilities Needs: While small cohorts were intended to be small for safety and to allow for individualized support for our neediest students, both staff and students were on campus daily. As such, needed cleaning supplies

Health Supplies: As more students participated in in-person offerings, the need for more health supplies like thermometers, gloves and masks increased. The move from Small Cohorts to Hybrid increased needs even more as supplies are disposable and enough needed to be readily available for all school sites to ensure high levels of cleanliness.

Analysis of In-Person Instructional Offerings

A description of the successes and challenges in implementing in-person instruction in the 2020-21 school year.

Since March 2020, Santa Cruz City Schools has continued to develop a continuum of scenarios based on public health guidance that would allow us to welcome back students in person as soon as that was possible. Our process included stakeholder input and active participation by families, students, staff and administration. Together, we have designed, problem-solved and negotiated every facet of reopening so that we would be able to smoothly transition once we were allowed to do so, and our work was memorialized in many ways, including a comprehensive reopening plan as well as distance learning guidebook for students and families.

Specifically, our process has included:

- -MOUs with both Classified and Certificated staff that worked to ensure safety for everyone while providing the highest service to our students
- -Elementary and Secondary Instructional Leadership Committee meetings comprised of teachers and administration focused on ensure input and collaboration on developing and implementing instructional plans that included distance learning and hybrid instructional models
- -Ongoing webinars and virtual sessions to both disseminate information as well as garner input
- -Ongoing surveys, ThoughtExchanges and other outreach to inform and refine reopening plans
- -A million dollar ventilation system evaluation that included updates where needed to address concerns regarding aerosol spread of the virus
- -Numerous webinars with health experts, including doctors, to address concerns from our families and staff
- -Ongoing Superintendent's Advisory Committee meetings to gather input and make recommendations. This group was comprised of students, parents, teachers, classified staff, and administration

In distance learning, we have strengthened our attendance and social emotional supports which has resulted in multi-tiered plan that includes focused protocols and procedures to address those areas. Additionally, at every step of the process, we have provided updated Continuity of Learning plans, training and guidance for our teaching and classified staffs. We were also able to offer professional development on hybrid teaching and tech tools as well as time for preparation in the week leading up to each grade spans' opening day. We were also pleased in implement online testing platforms for elementary and middle schools to gauge student progress in the absence of Measures of Academic Progress (MAP) and the California Assessment of Student Performance and

Progress (CAASPP), and we were able to continue with math checkpoint assessments in high school.

Continuous changes in health guidance, as well as high case and death rates in December and January, thwarted our plans to reopen after the first of the year. Additionally, the pandemic resulted in a lot of fear and anxiety in our school community, and the messaging to address these fears and to show the tremendous efforts around health and safety were also challenging. We were excited to open in full five day instruction for TK - 5 on April 19th, but were not able to do so with our secondary sites due to lack of space for social distancing. Our secondary sites remained in Hybrid this spring.

Because our Superintendent was able to forge a partnership with Dignity Health, we were able to offer all staff a vaccination starting in January, and, in late April, with the support of the County Office of Education we were able to hold student vaccination clinics at each high school. This along, with our ventilation efforts and the high level of communication and transparency allowed for the collective commitment in returning our students as soon as it was feasible to do so.

Additionally, Santa Cruz City Schools was able to offer Small Cohorts during the 2020-21 year to our highest needs students at every school site. Our efforts brought our highest needs students on campus--students not making academic growth and/or needed additional supports (including Special Education students as well as students that are English Learners), student who were not engaged and chronic non-participants in distance learning, students who lacked connectivity and access to their digital classrooms and students who were in need of social emotional and mental health support. We were also able to support students on campus who were displaced due to the wildfires that raged August and September. We have been able to serve almost 1,000 students through Small Cohorts, and we continued some small cohorts as we opened schools for hybrid in-person learning in March and April.

In mid April, our elementary schools were able to increase their in-person services to all students by bringing all students back every day. In elementary, we allowed families to choose an alternative enrollment in an online class. We had 5 classrooms, staffed by credentialed teachers, who continued full distance learning services for students instead of hybrid and in person. There were 140 students who took part in that program. Our secondary schools have a hybrid schedule that brings all students on campus for in person learning 2 days a week and 3 days a week students participate in their classes via Zoom from home. Secondary families who chose to remain fully online for the spring were able to do so.

Distance Learning Program

Actions Related to the Distance Learning Program

Description	Total Budgeted Funds	Estimated Actual Expenditures	Contributing
Hotspots for students who need connectivity to participate in distance learning. (Elementary 32,147.08 / Secondary 45,330.48)	77,477.56	292,507.00	Yes
Student Chromebooks for students who need a device to participate in distance learning. (Elementary 425,130.40 / Secondary 789,527.86)	1,214,658.26	1,611,116.84	Yes
Staff Laptops to provide teachers with updated devices to plan and deliver online instruction, including implementation of new online academic programs. (Elementary 176,170.86 / Secondary 327,174.40)	503,345.26	426,439.58	No
Student Laptops for CTE Courses to allow CTE students to participate in online CTE distance learning and to allow for access to online programs necessary to access those courses. (Secondary 350,000)	350,000.00	86,052.00	No
Staff Professional Development: Negotiated additional professional development day and Modern Teacher online modules including ongoing professional development sessions on the Google Classroom, use of new online teaching programs, and best practices for distance learning as well as social emotional strategies and programs. (Elementary 134,750 / Secondary 270,250)	405,000.00	272,708.22	No
Educational Apps, Curriculum and Tools for Distance Learning including monitors and doc cameras to allow for split screens and casting. Educational apps support student engagement and rigor in an online environment. Digital curriculum to allow for continued standards-based instruction in distance learning. (Elementary 235,960.30 / Secondary 598,932.81)	834,893.11	639,151.94	Yes
Student Supplies, including art and music supplies to allow for implementation of these subjects in distance learning. Also, basic supplies for low income and homeless students. (Elementary 118,900 / Secondary 36,500)	155,400.00	184,804.00	Yes

A description of any substantive differences between the planned actions and/or budgeted expenditures for the distance learning program and what was implemented and/or expended on the actions.

Hotspots and Chromebooks: As distance learning continued, we found that the technological needs of our students increased, and the need was especially acute for hotspots and Chromebooks. While we budgeted based on an estimation of need, the actual need for hotspots was much higher. This was due to single households that had to support internet connections for not only students, but for working parents/caregivers/guardians as well. As such, families needed hotspots to provide more bandwidth so that students could access virtual instruction. The wildfires that occurred in 2020 also resulted in more families needing hotspots in order to maintain connectivity to their virtual classrooms.

Student CTE Laptops: The original estimate for CTE laptops was overestimated as current laptops could accommodate needed applications while others needed new and upgraded devices. Therefore, the need was not as high as originally estimated.

Staff Professional Development: The district was able to provide solid instructional and technological support for our teachers. It must be noted that our Computer Science for All TOSA, who is grant-funded, was able to provide much support within her current role, and she regularly held Ed Tech Office Hours for teachers to support their tech integration as well as use of online applications. Additionally, and intentionally, daily schedules provided teachers with additional collaboration time, and much support and planning happened within those times without the need for extra work agreements. Teacher Tech Leads at each school site also provided training and support.

Educational Apps, Curriculum and Tools for Distance Learning: All teachers who requested additional tools were provided those tools. Some teachers already had the tools necessary for a viable distance learning program, and other hardware that was purchased came from earmarked bond money. Online resources, online educational apps and digital core curriculum were also purchased to ensure to support teaching, learning and engagement.

Analysis of the Distance Learning Program

A description of the successes and challenges in implementing each of the following elements of the distance learning program in the 2020-21 school year, as applicable: Continuity of Instruction, Access to Devices and Connectivity, Pupil Participation and Progress, Distance Learning Professional Development, Staff Roles and Responsibilities, and Support for Pupils with Unique Needs.

Santa Cruz City Schools designed a continuum of learning scenarios that planned for the highest level of access to learning depending on the tiers of restriction determined by the California Department of Public Health.

Elementary
Students in TK - 5th grade had a schedule of both asynchronous and synchronous learning each day. Every morning all students logged onto their classes via Zoom or Google Classroom. Instructional approaches varied depending on the grade level and subject, but included a whole class online meeting in the morning for 30 minutes or beyond followed by video instruction, small group interactions with the teacher and digital/assigned work. Additional live instruction also occurred during the day. As we began the 20-21 school year, it was challenging to determine the right amount of live instruction. With input from teachers and principals and facilitation by the district office team, collective agreements were made on the amount of live, teacher led instruction in a school day, with the remainder of instructional minutes comprised of asynchronous work:
TK-K: 60-75 minutes with teacher
1st-3rd: 90-100 minutes with teacher
4th-5th: 120 minutes with teacher

Other challenges involved teachers redesigning their instructional programs for distance learning. Professional development sessions were offered in using the digital curriculum for our current ELA and math adoptions, as well as digital tools that would make it easier for teachers to produce asynchronous and synchronous lessons (i.e. Screencastify, Pear Deck). Teachers were given Wednesdays as a largely asynchronous day to allow for the extensive planning and preparation that is required for the online instruction. On those Wednesdays, Library Media Teachers, Art teachers, Music teachers, and life lab instructors all provided asynchronous lessons in their content area. Additionally, all teachers periodically organized materials pickups at the sites, to ensure that all students had the required materials needed to learn from home. These materials included basic school supplies like paper and pencils, as well as textbooks, art materials, and recorders for music class. All sites also offered Chromebooks and hotspots to any students who needed them.

By October 2020, most classes had settled into a good routine, and sites began to identify students who were having problems accessing distance learning. They focused on students who were not attending live zoom sessions with their teacher and/or not completing any asynchronous work. School Community Coordinators and office staff began a massive outreach plan to their families. They helped families to access resources for internet, food, and any other necessities they may be lacking. In many cases, it was determined that these students were going to need to be with school personnel to be successful, so sites started small on campus cohorts of students 2- 4 days per week. The cohorts were groups of up to 15 students, that worked outside in a socially distanced fashion. Each cohort had two district employees who supervised the groups. They helped the students to get on their computer, access their zoom lessons, follow their schedules, and complete work. The students involved with the cohorts were general and special education students, as well as English Learners. By January, we had about 200 students participating in an on campus cohort. These cohorts were continued until full time in person learning began in March 2021.

Other supports were offered to elementary in after school tutoring and small group online classes. Our RtI staff ran small groups within reading and literacy times, pulling groups into break out rooms to give more reading instruction and intervention on missing basic skills. Any student was invited to participate in after school tutoring, to get support in reading and math. Students could self-select to come to tutoring, or be assigned there by their teacher.

Secondary
An Instructional Learning Committee comprised of teachers and administrators jointly developed the Secondary Distance Learning Instructional plan serving students in grades 6-12. A bell scheduled was developed that gave each secondary school the same structures and amount of synchronous, online learning class time. Each period was 80 minutes long and all teachers were required to use this full time to give live synchronous instruction and also had the option to assign asynchronous work during part of this time as well. The daily schedule also provided teachers with increased collaboration and planning time, which allowed teachers the time they needed to adjust their instruction and curricular materials to an online, distance learning format. All teachers used Google Classroom as their online Learning Management System and were required to post daily schedules that included the day's Zoom link, learning goals, the agenda, and lesson materials and instructions. Students submitted assignments online using Google Classroom. Additionally, all middle school teachers and many high school teachers used PearDeck as a way to increase student engagement and interaction during a lesson and also as a way to embed formative assessments throughout the lesson as well as social emotional breaks and check ins. Many teachers also used Screencastify to record mini lessons on key learnings, demonstrations, and explanations for assignments. These self made videos along with other online videos and resources were what teacher's used as asynchronous learning resources and assignments to support students in their learning outside of the designated 80 minute online class periods.

Virtual online tutoring was available to all students through their school as well as zero period math interventions. Additionally, middle schools provided Tier 3 reading and math classes for students 2 or more grade levels below in addition to their grade level English and math classes.

Like elementary, an obvious challenge was that all teachers had to learn a new mode of instruction and shift their instructional materials and curriculum to an online format that was engaging, clear and focused on essential learnings. Another challenge of distance learning was keeping all students engaged. Some students would keep their camera off and rarely participate even though teachers provided multiple modes for participating (e.g., typing a comment/question/answer into the Zoom chat box, verbally speaking, completing assignments, participating in the PearDeck interactive slides, etc.). An additional challenge was helping students feel connected to their peers and schools. During distance learning there was an increase in students reporting that they felt alone and disconnected. Teachers reported that students asked for help less frequently and asked questions less frequently than during typical in person learning. An additional challenge was getting students needing extra support to attend before or after school tutoring or intervention classes.

We received feedback from both parents and students that the structured daily schedule with live synchronous online instruction was a huge improvement to our emergency distance learning schedule in the spring of 2020. Additionally, we have received positive feedback about the structured use of Google Classroom, which is something we are going to continue to use even when we shift back to a more traditional in person daily schedule. Teachers also reported that they will continue to use Screencastify and PearDeck when we shift back to a more traditional in person schedule, as they felt these both greatly supported student learning.

Professional Development

The shift to distance learning required an enormous amount of time devoted to professional development. We provided both synchronous and asynchronous professional development opportunities throughout distance learning, with the bulk of trainings happening in March and April of 2020, when we first shifted to emergency distance learning, and then again in August and September, when we refined our distance learning instructional practices. Because our teachers' had a wide range of education technology skills, we provided a wide range of professional development, offering both beginning and intermediate/advanced trainings on the same topics. Zoom, Google Meets, Google Classroom, Screencastify, PearDeck, Illuminate online assessments, EquatIO, and Newsela trainings were the trainings more widely offered. Additionally, we purchased both live and asynchronous Modern Teacher professional development modules for teachers to participate in that focused on building teachers' repertoire of best instructional practices for distance learning.

Access to Devices and Connectivity
Since the beginning of the pandemic distance-learning mandate, we have distributed over 1000 cellular hotspots and over 4000 Chromebooks to SCCS students, free of charge. This enabled all students to connect to their distance-learning curriculum, regardless of location or resources. We also opened up our IT support desk for students and families, and provided troubleshooting for internet and other tech issues via phone and email. Finally, in concert with Cruzio, we installed free wifi service in the parking lots and public areas of several school sites. If students were unable to use a hotspot at home, due to remote location, they could travel to a school site and connect safely from their car.

Pupil Participation and Progress
Our district overall saw an increase in student attendance based on both virtual attendance and asynchronous participation. Student academic progress was monitored in a variety of ways: teacher formative and summative assessments, iReady Diagnostic assessments, curriculum based assessments, Pioneer Valley Reading Assessment, and the BPST and SIPPS in elementary.

Foster Youth and Students Experiencing Homelessness: .4% of our pupils are Foster Youth and 1% of our students are students in transition or experiencing homelessness. These students were prioritized for small cohorts and small group tutoring, and all were provided with hotspots and chromebooks based on need. Students in transition were invited to work at sites in internet "cafes" or in small cohorts to allow for consistent accessibility to classes and interventions.

Pupil Learning Loss

Actions Related to the Pupil Learning Loss

Description	Total Budgeted Funds	Estimated Actual Expenditures	Contributing
Extra hourly pay for staff to conduct small group virtual or in person small cohort tutoring beyond the school day to address learning loss in high needs student groups including English learners, Special Education students and homeless or displaced students. This includes one-on-one Special Education assessments. (Elementary 23,470 / Secondary 43,130)	66,600.00	31,897.47	Yes
Small Group Student Tutoring and Intervention to address address learning loss in high needs student groups including English learners, Special Education students and homeless or displaced students. The plan includes 20 hours per week of tutoring for each comprehensive site. (Elementary 103,342 / Secondary 224,178)	327,520.00	309,783.00	Yes
School site allocations are provided funding to address learning loss. The site allocations will allow School Site Councils to identify site specific needs. (Elementary 114,768.75 / Secondary 257,873.36)	372,642.11	376,145.00	Yes

A description of any substantive differences between the planned actions and/or budgeted expenditures for addressing pupil learning loss and what was implemented and/or expended on the actions.

Extra Hourly Pay for Staff: Though intensive outreach and recruitment occurred around small cohorts, families' comfort with being in-person dictated enrollment. Additionally, hiring extra staff to work in person was a challenge. As a result, the total budgeted funds is more than actual expenditures.

Analysis of Pupil Learning Loss

A description of the successes and challenges in addressing Pupil Learning Loss in the 2020-21 school year and an analysis of the effectiveness of the efforts to address Pupil Learning Loss to date.

During the 2020-21 school year, we continued to use Multi-Tiered Systems of Support to ensure the success of all students. These supports included RtI Coordinators and Learning Assistants. In our elementary schools, RtI Coordinators continued to support students who needed Tier 2 and 3 interventions both inside and outside of the classroom in small groups. In middle schools, reading and math supports occurred with the continued implementation of iReady. In high school, CPM Checkpoint assessments and local

English Language Arts assessments allowed for interventions and supports for students that were designed in department Professional Learning Communities. Increased collaboration time built into bell schedules during both distance and hybrid learning allowed for intervention planning at all grade spans.

During distance learning, small, in-person cohorts were established at every site. These students were in need of Tier 2 and 3 intervention due to failure to progress academically, lack of engagement and attendance, lack of work completion, social emotional needs that interfered with learning or lack of access to the internet. We also prioritized English Learners and students with disabilities for in-person supports. While our goal was the threshold of 25% per California Department of Public Health guidance, many factors complicated reaching this number, including the reticence of families in sending their students in person while case rates were very high (we were in Red and Purple Tiers during this time). Additionally, while many hours of recruitment and outreach occurred, secondary students who were already feeling disconnected and disengaged were not readily open to participating in-person.

Small cohorts varied from site to site in program and practice. Some sites were able to able to implement SDC classes taught by the teacher (Gault and Bay View) while other sites provided tutoring, support and Internet Cafes in which students attended if they suffered connectivity issues at home. Secondary music and CTE teachers also offered in-person instruction to engage and support students. As such, consistent quantitative data is not available to gauge the overall effectiveness of the cohorts though, across the board, sites reported increased attendance and participation for students who were previously chronically absent. Additionally, secondary sites reported an increase in grades and positive feedback and engagement from students. Gault Elementary School saw an increase in student growth on the online program Lexia with more small cohort students testing at grade level (17% to 25%). Additionally, Newcomer students doubled the amount of students who tested at grade level (9% to 18%) as of February, 2021. Most importantly, the small cohorts allowed for student who were struggling with distance learning to re-engage in person at their respective school sites in anticipation of re-opening in March and April of 2021.

Site Small Cohort Percentage of Students Enrolled who participated in Small Cohorts:
Bay View: 13%
DeLaveaga: 12%
Gault: 19%
Monarch: 24%
Westlake: 12%
Branciforte: 11%
Mission Hill: 7%
Costanoa: 25%
Harbor: 12%
Santa Cruz: 9%
Soquel: 9%

Virtual and small group tutoring was also implemented across the district and positively impacted student progress.

Due to distance learning, that assessments that were part of our RtI framework were no longer available. Online education technology tools as well as digital curriculum that included embedded assessments was purchased to support teachers in gathering data to progress monitor student growth. Additionally, as previously mentioned, Pear Deck was purchased and used throughout the district by teachers on a daily basis as a formative assessment tool. As a result, we adopted new assessments to monitor student progress, inform instruction and to determine the Tier 2 intervention efforts at all sites. These assessments included Pioneer Valley Reading (grades K-5), Eureka end of unit math assessments (grades K-5), iReady Math and English Language Arts (grades 6-8) and CPM math checkpoints and local English Language Arts assessments (grades 9-12).

As noted in Local Control Accountability Annual Update, growth as determined by specific assessments was seen across all grade spans and student groups on our adopted online assessments.

Special Education Assessments
During distance learning, Special Education completed a total of 248 assessments by May 4, 2021 with assessments ongoing. This is a combination of initials and triennial assessments.

Credit Recovery
One full time credit recovery teacher was hired at each comprehensive high school, to support students in recovering credits from failed courses. Each credit recovery teacher was assigned a caseload of students to work with, and teachers met with students virtually to discuss progress, set goals, and get support with content. Additionally, credit recovery will continue to be offered during our summer program.

Analysis of Mental Health and Social and Emotional Well-Being

A description of the successes and challenges in monitoring and supporting mental health and social and emotional well-being in the 2020-21 school year.

Distance Learning has complicated our efforts to support mental health at a time when it was most needed. Yet, we remained committed to supporting students' social emotional health--a commitment that is one of the cornerstones of our MTSS framework and efforts.

Below is a list of our social emotional programs and systems in Tier 1, 2 and 3:

Tier 1 Social Emotional Programs and Systems
Tier 1 Social Emotional programs and systems are an integral part of our MTSS efforts TK-12. These programs support all students and are research-based and data-driven.
TK - 5: Programs at this grade span include the Second Step Curriculum (instruction in social and emotional learning, ie., empathy and emotion management), and Positive Behavioral Intervention and Supports or PBIS (a schoolwide, universal system in which students learn behavioral expectations and are recognized for positive behavior). Another program, Zones of Regulation, is a framework to support emotional regulation.
6 - 8: Positive Behavioral Intervention and Supports (PBIS)
9 - 12: Programs at the high school include Restorative Practices and Trauma Informed Practices. Restorative Practices include a set of principles and practices that build community and involve processes that restore relationships when harm has occurred. These practices support and complement current school initiatives and can be used to positively impact school culture, discipline, and academic needs. Trauma Informed Practices address chronic stress and and trauma, and self care and regulation. These practices include trauma sensitive schoolwide protocols and classroom instruction.
Counselor Classroom Presentations / Lessons
Classroom Accommodations and Flexibility
Secondary Mindfulness Activities
Student Wellness Survey for students upon return for hybrid instruction
Student Study Team (SST) referrals to determine targeted accommodations
Student counseling referral forms available for all staff with a protocol for counselor response

Tier 2 Social Emotional Programs and Systems
Tier 2 programs and systems are in place to provide more individualized support to students who need more than they are receiving in Tier 1.
Site Attendance Review Teams collaboration with social workers
Counselor one-on-one guidance
Small group counseling
Outreach to students impacted by COVID-19
School Community Coordinators outreach

Parent Network support classes

Tier 3 Social Emotional Programs and Systems
Tier 3 programs and systems are provided to individual students and deliver a more individualized approach than is available in Tier 2.
Social Worker, interns outreach, support and home visits
Referral to Encompass Community Services for intensive therapeutic counseling for students and families
Referrals to other community organizations such as NAMI, Family Service Agency, Community Action Board, etc.
Social Emotional Health Survey Student Protocol (students are identified for intervention if answers indicate a critical need)

The following measures allow the district to determine student need as well as provide both progress monitoring and data regarding program effectiveness.
Social Emotional Health Survey Student Wellness Survey
LCAP Student Survey and ThoughtExchange feedback
Student Empathy Interviews
California Healthy Kids Survey
Suspension and Attendance Dashboard Indicators
Behavioral referral data
Social Emotional referral data

Analysis of Pupil and Family Engagement and Outreach

A description of the successes and challenges in implementing pupil and family engagement and outreach in the 2020-21 school year.

Family engagement has always been a priority for SCCS, and we have continued our outreach to parents consistently throughout the 20-21 school year in these ways:

- -Family and Student Webinars
- -Parent Leadership Meetings
- -District Advisory Committee Meetings
- -DELAC Meetings
- -Superintendent's Student Advisory on Race and Equity

The biggest challenge during these virtual meetings is ensuring that parents and students have a "voice." We have employed the

following tools to ensure that we receive real time feedback from our meeting participants:

- -JamBoard: allows for small breakout group input through active sharing and documenting of ideas by the use of digital sticky notes that can then be shared and archived.
- -ThoughtExchange: allows for real-time input on a question and allows other participants to "star" ideas. Also allows participants to see all input and what is trending to allow for further reflection and discussion.
- -Pear Deck: used by teachers to gauge student attitudes and thoughts, thus leading to enhanced student engagement and interest.

Family webinars have been an ongoing effort, and, depending on the topic and interest, has generated over 300 participants. Using the "Participant Questions" feature on Zoom, we have been able to answer questions in writing during the webinar as well as out loud in real time. Questions that cannot be answering due to lack of time are answered in writing within a week and sent out to families as well as posted on our website.

Superintendent Munro has also been able to procure doctors and other health experts at webinars to address concerns regarding health and safety during the reopening of schools.

Analysis of School Nutrition

A description of the successes and challenges in providing school nutrition in the 2020-21 school year.

This year has posed a number of challenges for food services, and the largest challenge was working to reach all of our students. We provided meals at nine locations across our community with twice a week pick up and home delivery for those who could not pick up; however we did see a drop in participation of 27%. There was also an increase in product cost which rose over 20% throughout the year. We had a limited menu and switched to a "grab and go" curbside serves, which meant families had to heat their meals at home and we had to use additional packaging for student safety.

But through it all there have been some amazing silver linings. The staff has a true sense of community involvement by reaching not only the students but the parents that would come to pick up meals. We built partnerships within our district with our transportation team and community partners with Santa Cruz Libraries, Santa Cruz Warriors, Second Harvest Food Bank, and the Santa Cruz Police Department. Our employees were able to complete over 80 hours of professional development and all staff are now ServSafe

Certified. There was also time to complete grant and private donor proposals. We established a social media presence on Facebook and Instagram. We developed an online ordering process for catering and teacher orders, which will benefit when we return to regular scheduling.

On the national level this pandemic has led to the awareness of how important school meals are and has prompted the USDA to continue to provide funding for free meals to all through June 30, 2022. There is also a national movement to make “free meals for all” permanent.

Additional Actions and Plan Requirements

Additional Actions to Implement the Learning Continuity Plan

Section	Description	Total Budgeted Funds	Estimated Actual Expenditures	Contributing
In-Person Instructional Offerings	Additional Office Supply Needs to maintain safety standards in hybrid, in-person learning and in small, in-person cohorts for high needs students. (Elementary 12,617.60 / Secondary 31,818.21)	44,435.81	6,895.02	No
Distance Learning Program (Access to Devices and Connectivity)	Software and online academic platforms to support online instruction, standards-based teaching, student engagement and student skill building to mitigate learning loss. (Elementary 40,890.73 / Secondary 71,359.39)	112,250.12	109,042.64	Yes
Pupil Learning Loss	Teacher Supplies that support effective online instruction in distance learning (visuals, equipment and other materials). (Elementary 25,600 / Secondary 59,400)	85,000.00	85,000.00	No
Mental Health and Social and Emotional Well-Being	Family Support Network to allow for district family collaboration and support for students by families in distance learning. Includes strategies to support students social emotional health. (Secondary 10,800)	10,800.00	25,500.00	Yes

A description of any substantive differences between the planned actions and budgeted expenditures for the additional plan requirements and what was implemented and expended on the actions.

In-Person Instruction: Additional Office Supply Needs
This budget item was added to ensure that money was encumbered for maintain safety standards for hybrid, in person learning and small cohorts. The estimated needs in this area were lower than the actual needs.

Mental Health and Social and Emotional Well-Being
The Family Support Network was able to contract with Positive Discipline Community Resources to provide enhanced support to our families participating in the Support Network. This program provided families with tools and strategies to support student engagement in Distance Learning.

Overall Analysis

An explanation of how lessons learned from implementing in-person and distance learning programs in 2020-21 have informed the development of goals and actions in the 2021–24 LCAP.

Throughout the past year, we have truly learned the power of having essential standards, teacher clarity, and regular formative assessments. We are going to continue to refine the work we have been doing in these areas as we transition to what will be a more traditional school year by implementing teacher leadership teams to focus on each content area within each grade level.

Teachers have learned how to use an incredible amount of educational technology tools, many of which they will continue to use in a traditional in person school day setting. For example, the use of Google Classroom, PearDeck, and Screencastify are going to continue to be instructional practices throughout the district and will be funded with SB86 dollars.

Additionally, parents have expressed that they really enjoyed being able to participate in district and school meetings online, and it allowed them to participate more than in the past. Continuing to hold informational webinars, holding some meetings online, and/or having the option of listening online to an in person meeting are also practices we will continue.

After a year of distance learning (March 2020-March 2021), it is also clear that students are in need of additional social emotional supports.

An explanation of how pupil learning loss continues to be assessed and addressed in the 2021–24 LCAP, especially for pupils with unique needs.

For both elementary and secondary, the focus of SCCS is on a strong Tier I instructional program that provides good, first teaching. Within the MTSS framework, we have developed a tiered Response to Intervention (RtI) system designed to address pupil learning loss, including formative and interim assessments to inform teaching, academic programs and interventions.

Tier 2 and Tier 3-- Elementary
The key to Tier 2 and Tier 3 at the elementary sites lies in the RtI program. Our RtI teams consist of a coordinator and paraeducators at each site. The Response to Intervention coordinators organize, oversee, and provide interventions for all elementary students who have been identified as reading below grade level. They also organize and train paraeducators. The Response to Intervention program also serves some upper grade students with math intervention, though the primary focus is reading. The coordinators also collect and analyze student data, and provide that data to classroom teachers to better inform instruction.

We have invested in training for our paraeducators to ensure high-quality student support. All paraeducators have been trained in guided learning. In addition, they monitor Lexia students who are not progressing in Lexia (our online reading intervention program). Lexia identifies students who are not able to proceed to the next level, and incorporates lessons in the specific skills that students are lacking to be able to complete the levels. Our paraeducators monitor student progress in Lexia and pull together small groups of students to give them the extra assistance as needed.

Supports offered by the RtI team:
Small group instruction
Push in support in the classroom to support student work
Extra reading instruction with Lexia lessons
Math intervention groups at some sites
Small in person cohort supports during distance learning
After school tutoring
Work completion assistance for students doing distance learning

Elementary Academic Next Steps for 2021 - 2024 for all students, but especially for pupils with unique needs:
Tier 1:

- -Continued professional development with the Benchmark Workshop curriculum to increase Tier 1 learning in the classroom and decrease the need for Tier 2 and Tier 3 support. This professional development will focus on Reader's and Writer's Workshop.
- -Increasing integrated English Language Development in all classrooms to improve Tier 1 support for English Learner students.

Tiers 2 and 3:

- -Develop master schedules that allow time for reading intervention, math intervention, and all specials (Art, Music, etc.) for all students.
- -Continue to refine the Student Learning Team process to provide better data for teachers, and interventions for students.
- -Reduce the need for Tier 3 supports because of stronger Tier 1 instruction.

Middle School Academic Next Steps for 2021 - 2024 for all students, but especially for pupils with unique needs:
Tier 1:

- -Increasing integrated English Language Development in all classrooms to improve Tier 1 support for English Learner students.
- -Completion of scope and sequence and essential standards for English Language Arts to support literacy for all students.
- -Continued goal setting lessons (facilitated by RtI Coordinators) with Tier 1 math and English classes to model student goal setting and self assessment.

Tiers 2 & 3:

- -Expansion of AVID.
- -Expansion of embedded math and English Language Arts interventions sections during the school day--students are placed in their area of need: math, reading, general academic support, or social emotional Tier 2 interventions.
- -Reduce the need for Tier 3 supports because of stronger Tier 1 instruction.
- -After school small intervention groups in math and English Language Arts.

Assessments:

- -Return to using the Measure of Academic Progress (MAP) Reading and Math and use the student goal setting structures as part of our process for increasing student achievement.
- -iReady Diagnostic Growth Assessments in Reading and Math - Grades 6-8, administered 3 times a year (fall, winter, and spring)

Tier 1 Assessments -- Secondary
The following are current secondary Tier 1 assessments used both as diagnostic and progress monitoring tools:

- -High School CPM Checkpoints (formative assessments) - Integrated 1, Integrated 2, & Integrated 3 - administered 4 times a year
- -Course Grades - progress reports & semester grades are monitored
- -Summative Unit Assessments

The following are additional secondary Tier 1 diagnostic and progress monitoring assessments planned for the 21-22 school year:

iReady Diagnostic Assessments: Math and Reading standardized growth assessments
Measures of Academic Progress (MAP)-- Grades 9-10 : Math and Reading standardized growth assessments
District course aligned summative assessments in English, Math, Science, & History courses

Using the above academic data, Response to Intervention Coordinators at each site work with teachers to identify students who are not making adequate progress and then identify additional support and/or interventions for these students. Department Professional Learning Communities also utilize assessment data to inform discussions on curriculum and design lessons to meet the needs of students at varying proficiency levels.

A description of any substantive differences between the description of the actions or services identified as contributing towards meeting the increased or improved services requirement and the actions or services implemented to meet the increased or improved services requirement.

There were no substantive differences between the description of the actions identified as meeting the increased or improved services requirement and the actual actions.

Overall Analysis of the 2019-20 LCAP and the 2020-21 Learning Continuity and Attendance Plan

A description of how the analysis and reflection on student outcomes in the 2019-20 LCAP and 2020-21 Learning Continuity and Attendance Plan have informed the development of the 21-22 through 23-24 LCAP.

Though the term "Learning Loss" was first used to describe the effects of distance learning during the 20-21 school year, SCCS has committed to taking an asset-based approach while writing our LCAP goals and actions for the next three years. We have been extraordinarily impressed and heartened by the resilience and continued learning of our students--many of whom have remained at grade level and acquired new 21st Century Skills as we delivered instruction digitally. As such, we are looking forward to reconnect, reimagine and redesign our approaches to teaching and learning, and we will work to capture and systemize all that we have learned during the pandemic. These efforts include, based on staff input, continued purchase of online academic programs and the consistent use of the Google Suite. Additionally, the District has committed to

A comprehensive plan for 2021 through 2024 has been developed based on the 2019-2020 LCAP and the 2020-2021 Learning Continuity and Attendance Plan
Feedback and Data:
#1 Family, Student and Staff Survey identified this as a high need
#2 Based on academic achievement results on online and local assessments and other local data*
#3 Based on Social Emotional Health Survey results

Actions:

- -RtI Coordinator for math at all elementary sites (#1,2)
- -Small group tutoring at all grade spans and peer tutoring in secondary (#1,2)
- -Additional intervention sections during the school day (#1,2)
- -Additional paraeducator push-in support during the school day, including bilingual paraeducators (#1,2)
- -Online intervention programs in math and ELA at all grade spans (#1,2)
- -A comprehensive summer program for intervention and enrichment (#1,2,3)
- -Additional Newcomer support in secondary (#2)
- -Full-time Licensed Marriage and Family Therapist (LMFT) for each secondary site (#1,2)
- -3 Full-time High School Credit Recovery Teachers (#1,2)
- -1 additional AVID section at each middle school (#1,2)

*Achievement data, local assessments and other data includes ELPAC results, A-G completion and AP/Honors participation

Annual Update for the 2019–20 Local Control and Accountability Plan Year Expenditure Summary

Total Expenditures by Funding Source		
Funding Source	**2019-20 Annual Update Budgeted**	**2019-20 Annual Update Actual**
All Funding Sources	6,970,853.00	6,488,509.00
	0.00	0.00
Base	499,043.00	542,206.00
Other	1,305,911.00	1,456,420.00
Supplemental	4,193,440.00	3,596,242.00
Title I	910,929.00	801,711.00
Title II	61,530.00	78,930.00
Title III	0.00	13,000.00

* Totals based on expenditure amounts in goal and annual update sections.

Total Expenditures by Object Type		
Object Type	**2019-20 Annual Update Budgeted**	**2019-20 Annual Update Actual**
All Expenditure Types	6,970,853.00	6,488,509.00
	0.00	0.00
1100 CERT TEACHERS' SALARIES-REG.	2,261,999.00	2,229,997.00
1130 TEACHER SALARIES - EWA	15,603.00	17,883.00
1140 TEACHER SALARIES-SUBSTITUTES	12,728.00	5,383.00
1160 TEACHER SALARIES-STIPEND	150,980.00	193,066.00
1200 CERT PUPIL SUPP	732,015.00	813,429.00
1330 CERT SUPRVSR ADMIN - EWA	5,600.00	6,120.00
1900 OTHER CERT SALARIES-REGULAR	141,991.00	144,457.00
2000 >CLASS PERSONNEL SALARIES	188,811.00	197,784.00
2100 INST'L SUPV AND ADMIN	193,256.00	210,715.00
2200 CLASS PUPIL SUPPORT SALARIES	365,120.00	290,991.00
2400 CLASS CLERICAL SALARIES-REG	43,011.00	46,014.00
3000 EMPLOYEE BENEFITS	1,447,459.00	1,417,164.00
4200 BOOKS OTHER THAN TEXTBOOKS	11,070.00	2,354.00
4300 MATERIALS & SUPPLIES	910,860.00	420,980.00
4395 FOOD FOR WORKSHOPS	3,767.00	57.00
4400 NON-CAPITALIZED EQUIPMENT	0.00	5,277.00
5200 MILEAGE, TRAVEL & CONFERENCES	1,000.00	5,157.00
5800 OTHER SVCS & OPER EXPENDITURES	339,747.00	349,397.00
6400 EQUIPMENT	94,000.00	0.00
6500 EQUIPMENT REPLACEMENT	0.00	82,150.00
7350 TFR INDIRECT COSTS/INTERFUND I	51,836.00	50,134.00
	51,836.00	50,134.00

* Totals based on expenditure amounts in goal and annual update sections.

Total Expenditures by Object Type and Funding Source			
Object Type	**Funding Source**	**2019-20 Annual Update Budgeted**	**2019-20 Annual Update Actual**
All Expenditure Types	All Funding Sources	6,970,853.00	6,488,509.00
		0.00	0.00
	Base	0.00	0.00
1100 CERT TEACHERS' SALARIES-REG.	Other	743,431.00	757,055.00
1100 CERT TEACHERS' SALARIES-REG.	Supplemental	1,333,494.00	1,303,084.00
1100 CERT TEACHERS' SALARIES-REG.	Title I	185,074.00	169,858.00
1130 TEACHER SALARIES - EWA	Other	555.00	803.00
1130 TEACHER SALARIES - EWA	Title I	15,048.00	17,080.00
1140 TEACHER SALARIES-SUBSTITUTES	Other	12,728.00	5,383.00
1160 TEACHER SALARIES-STIPEND	Supplemental	150,980.00	193,066.00
1200 CERT PUPIL SUPP	Base	330,545.00	365,036.00
1200 CERT PUPIL SUPP	Other	100,591.00	105,142.00
1200 CERT PUPIL SUPP	Supplemental	274,948.00	312,778.00
1200 CERT PUPIL SUPP	Title I	25,931.00	30,473.00
1330 CERT SUPRVSR ADMIN - EWA	Title I	5,600.00	6,120.00
1900 OTHER CERT SALARIES-REGULAR	Supplemental	98,086.00	100,716.00
1900 OTHER CERT SALARIES-REGULAR	Title I	43,905.00	43,741.00
2000 >CLASS PERSONNEL SALARIES	Supplemental	188,811.00	197,784.00
2100 INST'L SUPV AND ADMIN	Supplemental	83,700.00	92,233.00
2100 INST'L SUPV AND ADMIN	Title I	109,556.00	118,482.00
2200 CLASS PUPIL SUPPORT SALARIES	Other	38,067.00	29,999.00
2200 CLASS PUPIL SUPPORT SALARIES	Supplemental	317,530.00	252,616.00
2200 CLASS PUPIL SUPPORT SALARIES	Title I	9,523.00	8,376.00
2400 CLASS CLERICAL SALARIES-REG	Supplemental	43,011.00	46,014.00
3000 EMPLOYEE BENEFITS	Base	100,897.00	115,477.00
3000 EMPLOYEE BENEFITS	Other	232,529.00	273,581.00
3000 EMPLOYEE BENEFITS	Supplemental	1,015,308.00	940,167.00
3000 EMPLOYEE BENEFITS	Title I	98,725.00	87,939.00
4200 BOOKS OTHER THAN TEXTBOOKS	Supplemental	11,070.00	2,354.00
4300 MATERIALS & SUPPLIES	Base	67,601.00	61,693.00
4300 MATERIALS & SUPPLIES	Other	54,010.00	43,919.00
4300 MATERIALS & SUPPLIES	Supplemental	462,285.00	85,102.00

Total Expenditures by Object Type and Funding Source			
Object Type	**Funding Source**	**2019-20 Annual Update Budgeted**	**2019-20 Annual Update Actual**
4300 MATERIALS & SUPPLIES	Title I	326,964.00	230,266.00
4395 FOOD FOR WORKSHOPS	Title I	3,767.00	57.00
4400 NON-CAPITALIZED EQUIPMENT	Other	0.00	5,277.00
5200 MILEAGE, TRAVEL & CONFERENCES	Supplemental	1,000.00	0.00
5200 MILEAGE, TRAVEL & CONFERENCES	Title I	0.00	5,157.00
5800 OTHER SVCS & OPER EXPENDITURES	Other	30,000.00	153,111.00
5800 OTHER SVCS & OPER EXPENDITURES	Supplemental	213,217.00	70,328.00
5800 OTHER SVCS & OPER EXPENDITURES	Title I	35,000.00	34,028.00
5800 OTHER SVCS & OPER EXPENDITURES	Title II	61,530.00	78,930.00
5800 OTHER SVCS & OPER EXPENDITURES	Title III	0.00	13,000.00
6400 EQUIPMENT	Other	94,000.00	0.00
6500 EQUIPMENT REPLACEMENT	Other	0.00	82,150.00
7350 TFR INDIRECT COSTS/INTERFUND I	Title I	51,836.00	50,134.00
		51,836.00	50,134.00

* Totals based on expenditure amounts in goal and annual update sections.

Total Expenditures by Goal		
Goal	**2019-20 Annual Update Budgeted**	**2019-20 Annual Update Actual**
Goal 1	1,924,035.00	2,162,018.00
Goal 2	703,552.00	671,453.00
Goal 3	3,191,652.00	2,631,769.00
Goal 4	398,627.00	401,930.00
Goal 5	140,999.00	146,273.00
Goal 6	611,988.00	475,066.00

* Totals based on expenditure amounts in goal and annual update sections.

Annual Update for the 2020–21 Learning Continuity and Attendance Plan Expenditure Summary

Total Expenditures by Offering/Program		
Offering/Program	**2020-21 Budgeted**	**2020-21 Actual**
In-Person Instructional Offerings	$339,940.77	$438,524.46
Distance Learning Program	$3,540,774.19	$3,512,779.58
Pupil Learning Loss	$766,762.11	$717,825.47
Additional Actions and Plan Requirements	$252,485.93	$226,437.66
All Expenditures in Learning Continuity and Attendance Plan	$4,899,963.00	$4,895,567.17

Expenditures by Offering/Program (Not Contributing to Increased/Improved requirement)		
Offering/Program	**2020-21 Budgeted**	**2020-21 Actual**
In-Person Instructional Offerings	$339,940.77	$438,524.46
Distance Learning Program	$1,258,345.26	$785,199.80
Pupil Learning Loss		
Additional Actions and Plan Requirements	$129,435.81	$91,895.02
All Expenditures in Learning Continuity and Attendance Plan	$1,727,721.84	$1,315,619.28

Expenditures by Offering/Program (Contributing to Increased/Improved requirement)		
Offering/Program	**2020-21 Budgeted**	**2020-21 Actual**
In-Person Instructional Offerings		
Distance Learning Program	$2,282,428.93	$2,727,579.78
Pupil Learning Loss	$766,762.11	$717,825.47
Additional Actions and Plan Requirements	$123,050.12	$134,542.64
All Expenditures in Learning Continuity and Attendance Plan	$3,172,241.16	$3,579,947.89

2021-22 LCFF Budget Overview for Parents Data Input Sheet

Local Educational Agency (LEA) Name:	Santa Cruz City Schools
CDS Code:	44698154440261
LEA Contact Information:	Name: Kris Munro Position: Superintendent Phone: (831) 429-3410 ext 220
Coming School Year:	2021-22
Current School Year:	2020-21

*NOTE: The "High Needs Students" referred to in the tables below are Unduplicated Students for LCFF funding purposes.

Projected General Fund Revenue for the 2021-22 School Year	Amount
Total LCFF Funds	$72,582,604
LCFF Supplemental & Concentration Grants	$4,100,526
All Other State Funds	$8,471,752
All Local Funds	$7,309,452
All federal funds	$5,014,624
Total Projected Revenue	$93,378,432

Total Budgeted Expenditures for the 2021-22 School Year	Amount
Total Budgeted General Fund Expenditures	$99,565,927
Total Budgeted Expenditures in the LCAP	$13,169,213
Total Budgeted Expenditures for High Needs Students in the LCAP	$9,027,520
Expenditures not in the LCAP	$86,396,714

Expenditures for High Needs Students in the 2020-21 School Year	Amount
Total Budgeted Expenditures for High Needs Students in the Learning Continuity Plan	$3,172,241
Actual Expenditures for High Needs Students in Learning Continuity Plan	$3,579,947

Funds for High Needs Students	Amount
2021-22 Difference in Projected Funds and Budgeted Expenditures	$4,926,994
2020-21 Difference in Budgeted and Actual Expenditures	$407,706

Required Prompts(s)	Response(s)
Briefly describe any of the General Fund Budget Expenditures for the school year not included in the Local Control and Accountability Plan (LCAP).	SCCS' unrestricted budget is approximately 90% salaries and benefits--most of which are not all included within the Local Control Accountability Plan. The costs not included in the plan include, but are not limited to, all salaries and benefits, administrative costs, facilities maintenance and supplies.
The amount budgeted to increase or improve services for high needs students in the 2021-22 LCAP is less	Additional services for high needs students include: literacy and math support by RtI Coordinators, Elementary Counselors, Homeless and Foster Youth support, School Community Coordinators, Math Plus

than the projected revenue of LCFF supplemental and concentration grants for 2021-22. Provide a brief description of the additional actions the LEA is taking to meet its requirement to improve services for high needs students.	intervention courses in secondary, and social workers and social worker interns. These supports constitute a large portion of our LCFF budget. Additionally, intervention and supports funded through COVID relief funds improve services for high needs students.
The total actual expenditures for actions and services to increase or improve services for high needs students in 2020-21 is less than the total budgeted expenditures for those planned actions and services. Briefly describe how this difference impacted the actions and services and the overall increased or improved services for high needs students in 2020-21.	In 20-21, many planned actions did not continue because of the move to distance learning. These actions included after school tutoring, before and after school in-person interventions, planned site and district teacher professional development, and attendance at conferences and other trainings. Additionally, some positions such as bilingual paraeducators were not filled. As in past years, some differences in estimated expenditures related to personnel were either a little over or under, which was due to basing these costs in some instances on average salaries and benefits because there was turn over and not all of the positions were filled at the time the last LCAP was written. There were also some minor adjustments in FTE, which accounted for minor differences between estimates and actuals.

LCFF Budget Overview for Parents

Local Educational Agency (LEA) Name: Santa Cruz City Schools

CDS Code: 44698154440261

School Year: 2021-22

LEA contact information:

Kris Munro

Superintendent

(831) 429-3410 ext 220

School districts receive funding from different sources: state funds under the Local Control Funding Formula (LCFF), other state funds, local funds, and federal funds. LCFF funds include a base level of funding for all LEAs and extra funding - called "supplemental and concentration" grants - to LEAs based on the enrollment of high needs students (foster youth, English learners, and low-income students).

Budget Overview for the 2021-22 School Year

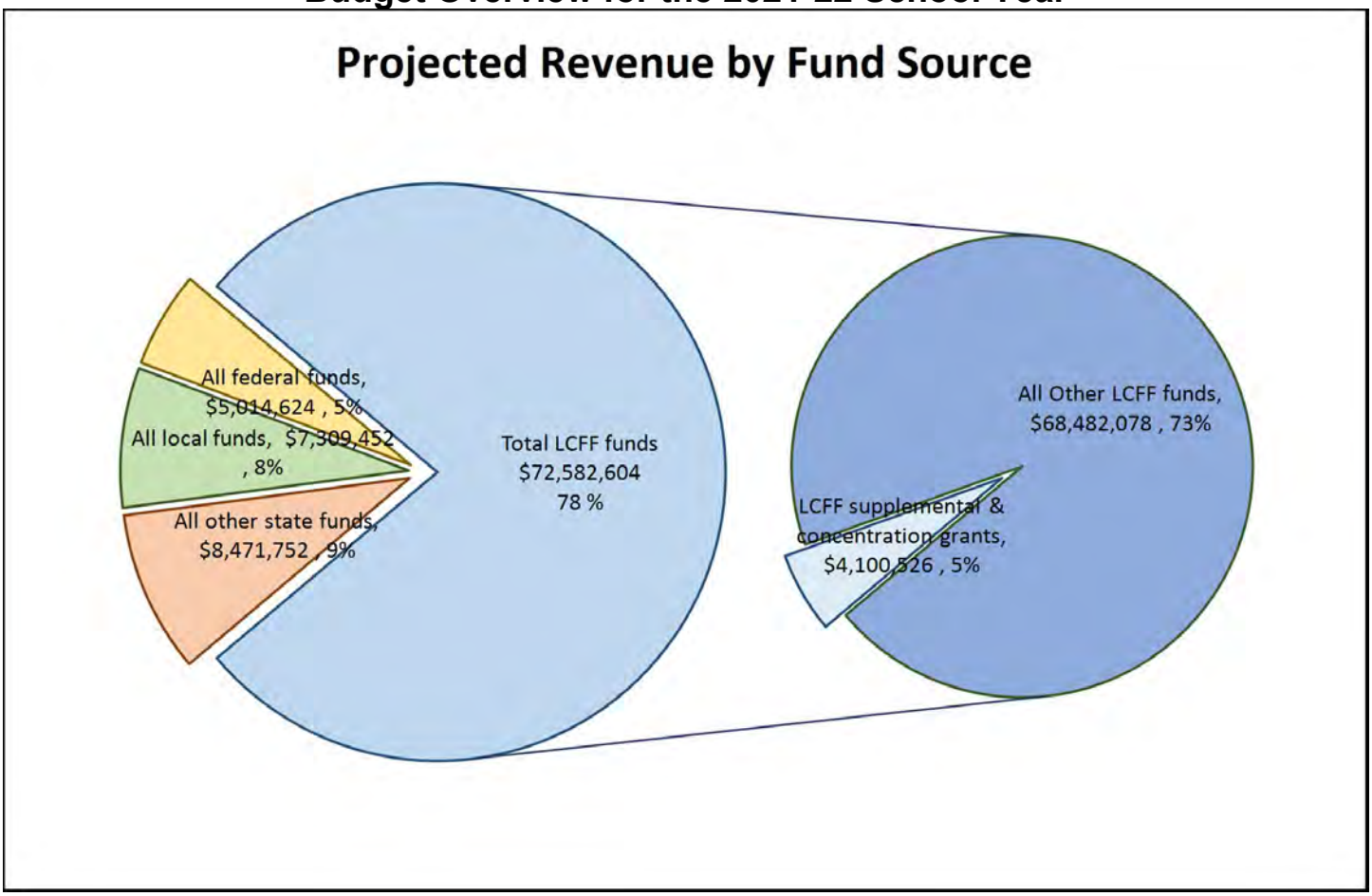

This chart shows the total general purpose revenue Santa Cruz City Schools expects to receive in the coming year from all sources.

The total revenue projected for Santa Cruz City Schools is $93,378,432, of which $72,582,604 is Local Control Funding Formula (LCFF), $8,471,752 is other state funds, $7,309,452 is local funds, and $5,014,624 is federal funds. Of the $72,582,604 in LCFF Funds, $4,100,526 is generated based on the enrollment of high needs students (foster youth, English learner, and low-income students).

LCFF Budget Overview for Parents

The LCFF gives school districts more flexibility in deciding how to use state funds. In exchange, school districts must work with parents, educators, students, and the community to develop a Local Control and Accountability Plan (LCAP) that shows how they will use these funds to serve students.

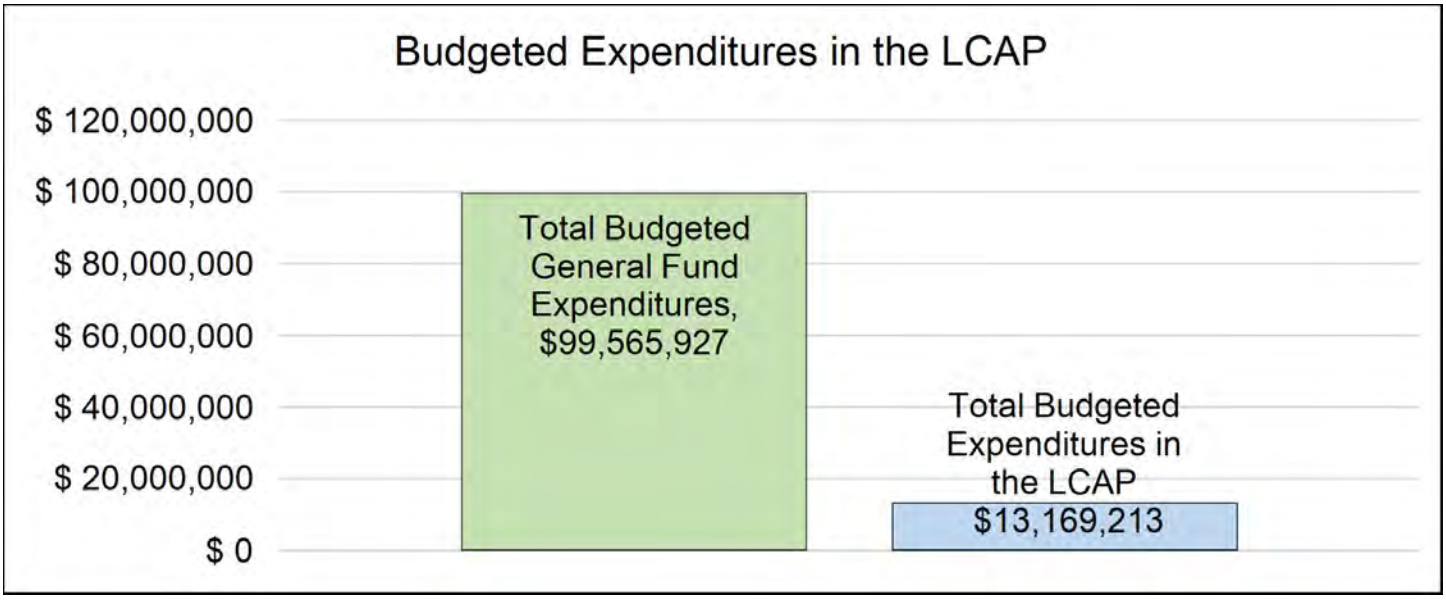

This chart provides a quick summary of how much Santa Cruz City Schools plans to spend for 2021-22. It shows how much of the total is tied to planned actions and services in the LCAP.

Santa Cruz City Schools plans to spend $99,565,927 for the 2021-22 school year. Of that amount, $13,169,213 is tied to actions/services in the LCAP and $86,396,714 is not included in the LCAP. The budgeted expenditures that are not included in the LCAP will be used for the following:

SCCS' unrestricted budget is approximately 90% salaries and benefits--most of which are not all included within the Local Control Accountability Plan. The costs not included in the plan include, but are not limited to, all salaries and benefits, administrative costs, facilities maintenance and supplies.

Increased or Improved Services for High Needs Students in the LCAP for the 2021-22 School Year

In 2021-22, Santa Cruz City Schools is projecting it will receive $4,100,526 based on the enrollment of foster youth, English learner, and low-income students. Santa Cruz City Schools must describe how it intends to increase or improve services for high needs students in the LCAP. Santa Cruz City Schools plans to spend $9,027,520 towards meeting this requirement, as described in the LCAP.

Additional services for high needs students include: literacy and math support by RtI Coordinators, Elementary Counselors, Homeless and Foster Youth support, School Community Coordinators, Math Plus intervention courses in secondary, and social workers and social worker interns. These supports constitute a large portion of our LCFF budget. Additionally, intervention and supports funded through COVID relief funds improve services for high needs students.

LCFF Budget Overview for Parents

Update on Increased or Improved Services for High Needs Students in 2020-21

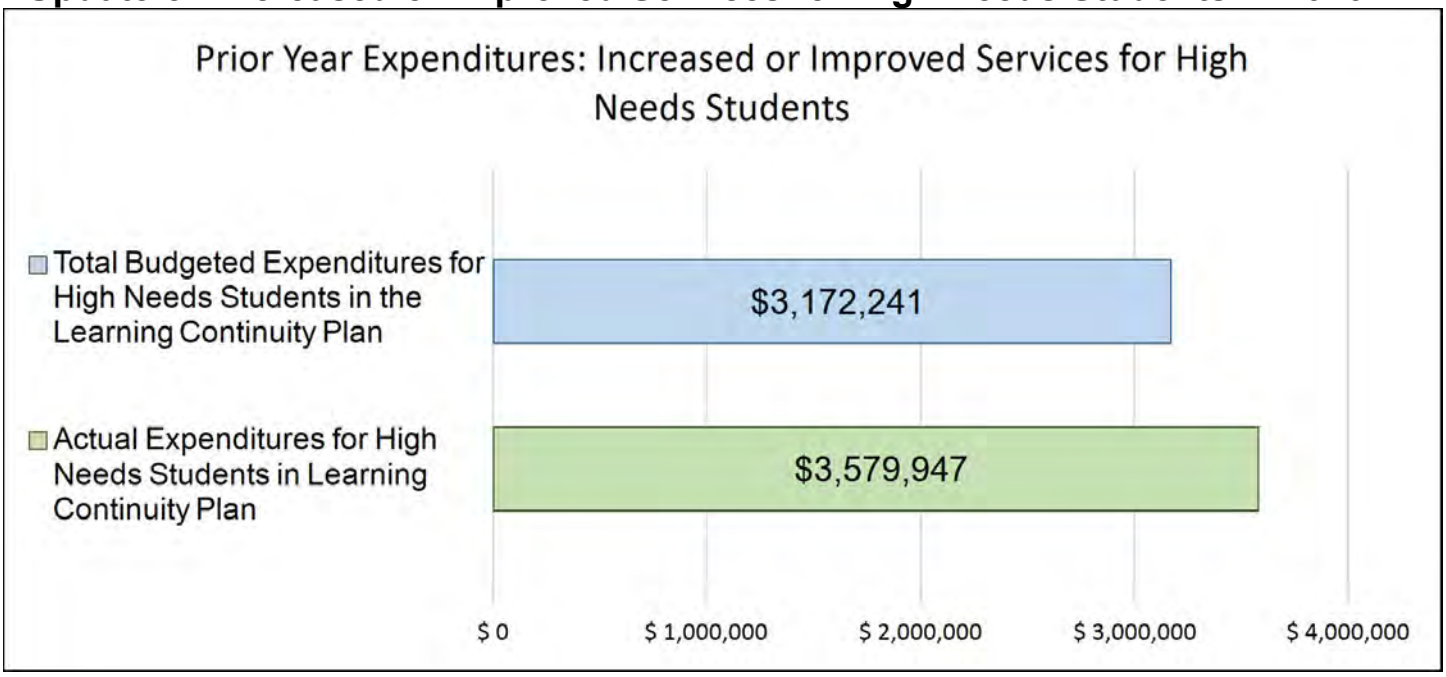

This chart compares what Santa Cruz City Schools budgeted last year in the Learning Continuity Plan for actions and services that contribute to increasing or improving services for high needs students with what Santa Cruz City Schools estimates it has spent on actions and services that contribute to increasing or improving services for high needs students in the current year.

In 2020-21, Santa Cruz City Schools's Learning Continuity Plan budgeted $3,172,241 for planned actions to increase or improve services for high needs students. Santa Cruz City Schools actually spent $3,579,947 for actions to increase or improve services for high needs students in 2020-21.

In 20-21, many planned actions did not continue because of the move to distance learning. These actions included after school tutoring, before and after school in-person interventions, planned site and district teacher professional development, and attendance at conferences and other trainings. Additionally, some positions such as bilingual paraeducators were not filled.

As in past years, some differences in estimated expenditures related to personnel were either a little over or under, which was due to basing these costs in some instances on average salaries and benefits because there was turn over and not all of the positions were filled at the time the last LCAP was written. There were also some minor adjustments in FTE, which accounted for minor differences between estimates and actuals.

SANTA CRUZ CITY SCHOOL DISTRICT

AGENDA ITEM: Student Climate Action Proposal

MEETING DATE: June 16, 2021

FROM: Jim Monreal, Assistant Superintendent, Business Services

THROUGH: Kris Munro, Superintendent

BACKGROUND:
On March 10, 2021, at a regular meeting of the Board of Education, students from Youth for Climate Justice made public comments requesting the Board look at ways to bring the District to net zero emissions. Since then, the students have met with staff and the Board President to discuss their proposal. Tonight, these students will share their ideas about how the District may both assess and develop an action plan to reach zero emissions.

FISCAL IMPACT:
TBD

This work is in direct support of the following District goals and their corresponding metrics:

Goal #5: SCCS will maintain a balanced budget and efficient and effective management.
Goal #6: SCCS will maintain strong communication and partnership with its diverse community.

Greenhouse Gas Inventory and Climate Action Plan

YOUTH FOR CLIMATE JUSTICE

Who We Are

We are local students and leaders with an organization called Youth for Climate Justice. Youth for Climate Justice is a youth led environmental activist group in Santa Cruz

Overview/summary

Department looks into achieving Net Zero emissions by 2030 and forms comprehensive report which is presented to the board.

This report includes:

a. School facilities current emissions
b. reductions already on track
c. what will require modification to achieve net zero emissions

Greenhouse gas inventories are calculations of a districts emissions.

Staff as well as a group of students will form a report.

Report would shape our plan to a sustainable future

What a GHG inventory is: GHG Inventory Protocols Comparison

Two protocols for calculating school districts emissions

- Local Government Operations Protocol
- GHG Protocol Corporate Standard.

Both stem from the Greenhouse Gas Protocol,
developed by the World Resources Institute (WRI) and the World Business Council for Sustainable Development (WBCSD).

LG Operations Protocol		Corporate Standard	
Pros	**Cons**	**Pros**	**Cons**
• Significant CA statewide experience and support available • Technical Assistance available from NGOs and state agencies • Aligns with CA cities	• May be more complex than needed (e.g. includes wastewater treatment and landfills)	• More recent Scope 2 guidance • May better match the scope of a school district • Aligns with colleges/universities	• Less CA local government familiarity • Technical Assistance provided for a fee

What a GHG inventory is: GHG Inventory Calculator Software Comparison

Based on the protocols, there are three primary calculators used for GHG inventories

- SIMAP,
- ClearPath,
- Excel-based.

Calculator:	SIMAP	ClearPath	Excel-based
Cost:	$350/year	Free	Free/TBD[6]
Protocol:	Corporate Standard	LG Operations Protocol	Either
Support:	Included in price	Free: SEEC, ICLEI, Others	Free/TBD[7]
Ease of Use:	Very simple	Training needed	Easy for experienced user
Scope:	Calculates inventory	Calculates inventory and potential policies	Can be built to the needs of the user

Santa Cruz City Climate Action Plan

- Santa Cruz City doing GHG Inventory and Climate action plan
- Emissions calculator would be similar to the city's
- City staff are happy to work with and support the school board staff in learning how to use the calculator

Case studies

Multiple case studies for other districts

San Francisco

- Carbon neutral goal of 2040, 50% reduction by 2030
- Use the Excel approach
- SFUSD *Carbon Reduction Plan*
- Specific goals for gas as well as water usage
- Created Sustainability Office
- Working within existing budgets, getting money from 2016 Prop. A Bond and Prop. 39

Virginia beach City Public Schools District

- LG operations protocol, Clean Air – Cool Planet v6.6 Campus Carbon Calculator
- Participate in ENERGY STAR certification
- Drafting emission reduction plan.

LAUSD

- 100% renewable energy by 2040

Change needs to happen now

District should be aware of school's emissions

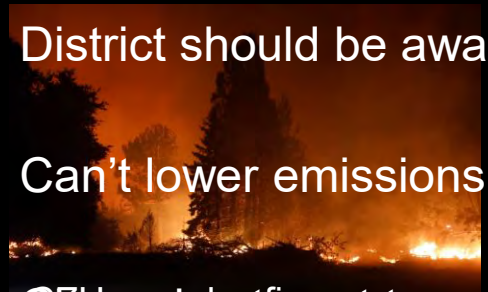

CZU complex fires

Can’t lower emissions without knowing what cu

Clear plan to get to zero

Show commitment and initiative to achieving cl

Opportunity for students to work with staff

Multiple possible grant opportunities for project

Ocean acidification
California coast

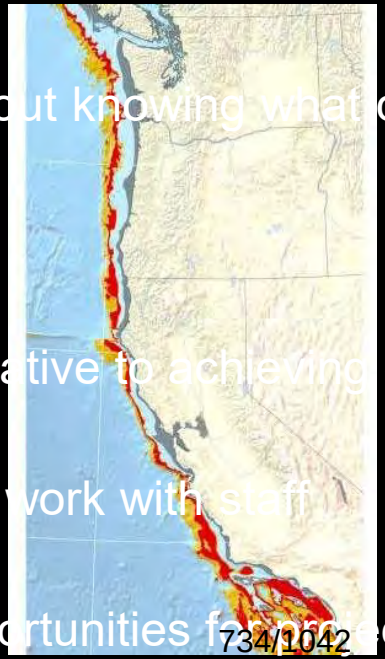

At this unique tipping point ALL actions matter

Questions

SANTA CRUZ CITY SCHOOL DISTRICT

AGENDA ITEM: Adoption of the 2021-22 Budget and Certifications

MEETING DATE: June 16, 2021

FROM: Jim Monreal, Assistant Superintendent, Business Services

THROUGH: Kris Munro, Superintendent

RECOMMENDATION:
Approve the adoption of the 2021-22 Budget, as presented at the public hearing on June 2, 2021.

BACKGROUND:
Santa Cruz City Schools is on a single budget adoption cycle. This means the Board adopts a budget by June 30th. The preliminary budget presented to the Governing Board on June 2, 2021. After the generation of the budget presented to the Board, final 2021-22 State Budget negotiations between the Governor and the Legislature will be completed. Staff will provide updates on changes to the State budget this summer. And, staff will present a district budget incorporating any state changes with the Unaudited Actuals in September.

This work is in direct support of the following District goals and their corresponding metrics.

Goal #1: All Santa Cruz City Schools students will be prepared to successfully access post-secondary college and career opportunities.
Goal #2: SCCS will create positive, engaging school environments that promote the development of cognitive skills and the social emotional well-being of all students.
Goal #3: We will eliminate the achievement gaps that currently exist between demographic groups within the SCCS student community.
Goal #4: We will develop a highly collaborative, professional culture focused on supporting effective teaching.
Goal #5: SCCS will maintain a balanced budget and efficient and effective management.
Goal #6: SCCS will maintain strong communication and partnership with its diverse community.

Santa Cruz City Schools

2021-22 Budget Adoption

June 16, 2021

Our Agenda:

- Budget Objective & Principles Review
- 2021-22 General Budget Highlights & Assumptions
- Revenue & Expenditure Summary
- Impact of 2021-22 Budget Proposal to Fund Balance
- Revenue Sources (Federal / State / Local)
- Expenditure Projections
- Expenditure Categories
- Multi Year Revenue Assumptions
- Multi Year Expenditure Assumptions
- Multi Year Projection
- Funding Descriptions (Federal / State / Local)
- Other Fund Highlights
- Developer Fees
- Inter District Transfers
- Parcel Taxes T & U
- LCAP Supplemental
- Facility Fee Summary

Budget Objective:

Realizing our District Vision. Santa Cruz City Schools is committed to prioritizing and allocating people, time, and funding in a way that **optimizes** the **tiered systems** needed to **create** and **support learning environments** that challenge and enable students to achieve their highest potential.

Budget Principles:

- Public Education budgets are controlled by State guidelines. Our Board defines basic assumptions & guidelines to inform our balancing of the General Fund (Fund 01) & the Other District Funds.
- 3% minimum is *required* to be reserved each budget year for emergency expenses / potential revenue shortfalls
- Expenditures should balance with revenues
- The Board may designate one-time expenditures of non-recurring revenues (when necessary & appropriate)
- The Board reaffirms belief that competitive total compensation should be provided to attract, hire & retain an excellent team of employees to serve our students & families
- School site staffing will adhere to District bargaining unit agreements & parcel tax language

Budget Principles:

- **Budget will include** cost for all statutory employee benefits & fringe benefits package costs as negotiated
- **School sites shall be provided with a total dollar allocation** for the basic instructional & operational programs (excluding regular & categorical employees' salaries & benefits)
- **Basic instructional program allocation** will be based on P-2 average daily attendance (A.D.A.) of the prior year with additional amounts based on flat amount or per enrollment for operational programs
- **Minor adjustments will need to be made** to meet fluctuations & our declining enrollment
- **LCFF base funds will be allocated to school sites** for the acquisition of textbooks & instructional materials & the replacement of classroom & school equipment to ensure we are compliant with Williams legislation and that teachers have sufficient resources to meet students' learning needs
- **Allocations are based on the needs of the students** in attendance during the year & expenditures should reflect meeting those needs

Budget Principles:

- Lump sum school site budget year-to-year carryover will not be allowed (from unrestricted program accounts), ***unless*** there is a Superintendent-approved plan for a purchase that requires multiple years of funding

- **School site and district program budget managers are allowed to re-allocate** within non-salary categories unless restricted by State or Federal program mandates

- **The District shall provide the resources to promote and improve communication** for its target audiences of students, schools, community and business members, and other educational organizations

- **The budget will include uncontrolled and/or state-mandated program costs** including but not limited to (a) utilities and (b) property and liability and worker's compensation insurance to provide for secure operation of the sites

- **Appropriate funding shall be allocated/reserved for:** (a) the LCAP; (b) District Communication; (c) the District Technology Plan; (d) District Master Facilities & Capital Outlay Plan Projects (supported by the Building Fund, Developer Fees, Deferred Maintenance & Special Reserve Capital Projects); (e) the Long Term Facilities Improvement Plan (supported by funds from Measures A & B); and (f) the Curriculum Master Plan

Budget Principles:

- The District shall continue to maintain a budget which has expenditures in line with revenues and avoid deficit spending and dependency on transfers of revenue from interest and lease income.

- The annual budget for the SCCS district shall meet the requirements and guidelines of Ed. Code 17070.75 requiring that the school district establish a restricted account within the general fund exclusively for ongoing and major maintenance of school buildings (with an amount equal or greater than 3% of unrestricted and restricted portion of the General Fund).

- Funds from the Parcel Taxes and Bonds are utilized in conjunction with language incorporated in the ballot as overseen by the Parcel Tax Oversight Committee and Bond Oversight Committee.

21-22 Budget Assumptions & Highlights:

- **Property Taxes** are projected to increase 3% in 2021-22. The multi year projection continues that assumption. We are projecting an increase of $1,754,889. Staff will update projection during Unaudited Actuals.
- **The Governor** is proposing a **Cost of Living Adjustment (COLA)** be applied to the Local Control Funding Formula (LCFF) of 5.07%. The proposed COLA is a combination of the statutory COLA of 1.70% and an augmentation of 3.37%
- **Special Education** is now being proposed to receive the 4.05% COLA vs a lower amount in January of 2021 of 1.05%
- **Education Protection Account** entitlement is projected to be 37.69% percentage of LCFF funding
- **Parcel Tax Revenue** is projected to decrease .5% to plan for potential increases in exemption filings
- **SELPA** regional special education program costs have increased in excess of $1,120,796 for Severely Handicapped and Autistic services. The County Office's total number of students being served has increased by 27.

21-22 Budget Assumptions & Highlights:

- **Certificated step & column** is projected to increase 1.5%
- **Classified step & column** is projected to increase 2%
- **CalSTRS** is projected to increase from 16.15% to 16.92% in 2021-22
- **CalPERS** is projected to increase from 20.70% to 22.91% in 2021-22
- **Health & Welfare expenses** are projected to increase 4%. New options are being explored to reduce employee and district costs
- **State Unemployment Insurance (SUI)** is projected to increase from .05 to 1.23% in 2021-22. This represents an increase exceeding $593,000
- **Certificated Salary** and **Benefit** expense projections reflect a decrease in 2 teacher FTE associated with declining enrollment in 2021-22

21-22 Budget Assumptions & Highlights:

- Services and Other Operating Expenditures projected budgets reflect modest increases in utilities and projected property/liability coverages
- Non-Public School and Agency costs for special education are still being assessed. Updates will be incorporated into the proposed budget
- A contribution of 3% will be made to the Routine Repair and Maintenance (RRM - 8150) account that include increases due to the receipt of one-time federal and state dollars
- **The transfer of Successor Redevelopment Agency funds** from Fund 40 - Capital Outlay to the General Fund is projected at $2,500,000
- The transfer from the General Fund to the Cafeteria Fund is currently projected to be $300,000, however with new federal and state guidelines, staff will be added to feed the projected increase in student meals

Revenue & Expenditure Summary

Revenue

LCFF Base	$ 68,482,077
LCFF Supplemental	$ 4,100,526
Federal Revenue	$ 5,104,625
State Revenue	$ 8,471,752
Local Revenue	$ 7,309,452
Total	$ 93,378,432

Expenditures

Certificated Salaries	$ 41,164,271
Classified Salaries	$ 13,475,097
Benefits	$ 27,662,008
Books & Supplies	$ 3,978,438
Services & Op Exp	$ 12,866,118
Capital Outlay	$ 394,633
Other Outgo	$ 25,362
Total	$99,565,927

Deficit Spending
$ 6,187,495

Net Transfers in from RDA to Routine Restricted Maintenance & Contribution Out to Food Services
$ 2,200,000

Transfer result in Net Decrease to Deficit Spending
$ 3,987,495

Restricted Deficit Spending-Special Education

	Federal Revenue	State Revenue	Local Revenue
Expenses	$3,616,228	$5,453,978	$141,215
Certificated	$1,168,647	$431,518	$5,700,372
Classified	$1,777,034	$260,545	$740,264
Benefits	$1,969,069	$4,350,796	$2,344,705
Books & Supplies	$396,733	$361,274	$91,907
Services & Op Expenses	$527,169	$105,004	$4,178,922
Capital Outlay	$0	$0	$120,859
Other Outgo	$370,901	$55,584	$629,902
Total Expenses	$6,209,553	$5,564,721	$13,806,931
Contribution	$2,593,325	$110,743	$13,629,097

Impact of 21-22 Budget Proposal to Fund Balance

Beginning Fund Balance	$ 21,486,389
Deficit Spending	$ 3,987,495
Ending Fund Balance	$ 17,498,894

Designations:

Restricted Fund Balance	$ 2,470,567
Reserve for Economic Uncertainty 3%	$ 2,995,978
Assigned Fund Balance	$ 11,071,847
Undesignated	$ 892,855

Statement of Reasons:

The District's General Fund Balance includes components that exceed the Minimum Recommended Reserve for Economic Uncertainties in order to cover the 22/23 deficit of $3,860,656 [21/22 MYP], the 23/24 deficit of $4,861,192 [21/22 & 22/23 MYPs] and the LCAP Hold Harmless (LCFF Supplemental Carryover) amount of $450,000 [21/22 MYP]. This statement ties to the **Statement of Reserves** which is a document at budget adoption required by Senate Bill (SB) 858.

School districts commonly reserve more than the required minimum to responsibly prepare for economic uncertainty.

When proposing to adopt a budget that exceeds the minimum recommended reserve for economic uncertainties, the **governing body of the school district** must, at the Budget Adoption public hearing, provide:

- The minimum recommended reserve for economic uncertainties
- The combined assigned & unassigned ending fund balances that are in excess of this minimum recommended reserve
- A statement of reasons to substantiate the need for reserves that are higher than the minimum recommended reserve

Breakdown of Reserve Funds

Total General Fund Expenditures & Other Uses	2021-2022	2022-2023	2022-2023
Minimum Reserve requirement 3%.....	$99,865,927	$96,807,769	$98,348,463
General Fund Combined Ending Fund Balance..	$2,995,286	$2,904,233	$2,950,454
Special Reserve Fund Ending Fund Balance.....	$17,498,894	$13,443,409	$8,374,611
	$0	$0	$0

Components of ending balance:

- Nonspendable (revolving, prepaid, etc.).....	$67,647	$67,647	$67,647
- Restricted.....	$2,470,567	$1,382,431	$1,174,825
- Committed.....	$ -	$ -	$ -
- Assigned.....	$11,071,847	$6,561,192	$1,700,000
- Reserve for economic uncertainties.....	$2,995,978	$2,904,233	$2,950,454
- Unassigned and Unappropriated.....	$892,855	$2,527,906	$2,481,685
- **Subtotal Assigned, Unassigned & Unappropriated**.....	$14,959,988	$11,993,331	$7,132,139
Assigned & Unassigned balances above the minimum reserve requirement.....	$11,964,702	$9,089,098	$4,181,685

Other Budget Considerations:

The District is still working on plans for 2021-22. This will impact the assignment of undesignated reserves.

Items still in development:

- Curriculum Master Plan Revision and Multi-Year Instructional materials needs (projecting $1,000,000/yr)
- HVAC and HEPA filter replacements and monitoring (currently projecting $200,000)
- Additional food service costs related to new State & Federal waiver extension (currently projecting to double to $600,000)
- Chromebooks replacement ($400,000, $250,000, $250,000 over next three years)
- Increase in Property Tax receipts from 3% to 4% @ Elementary ($258,555 projected increase)
- Staff waiting on discussion with State on 62 ADA of closed/reopened Charter

21-22 Projected Revenue

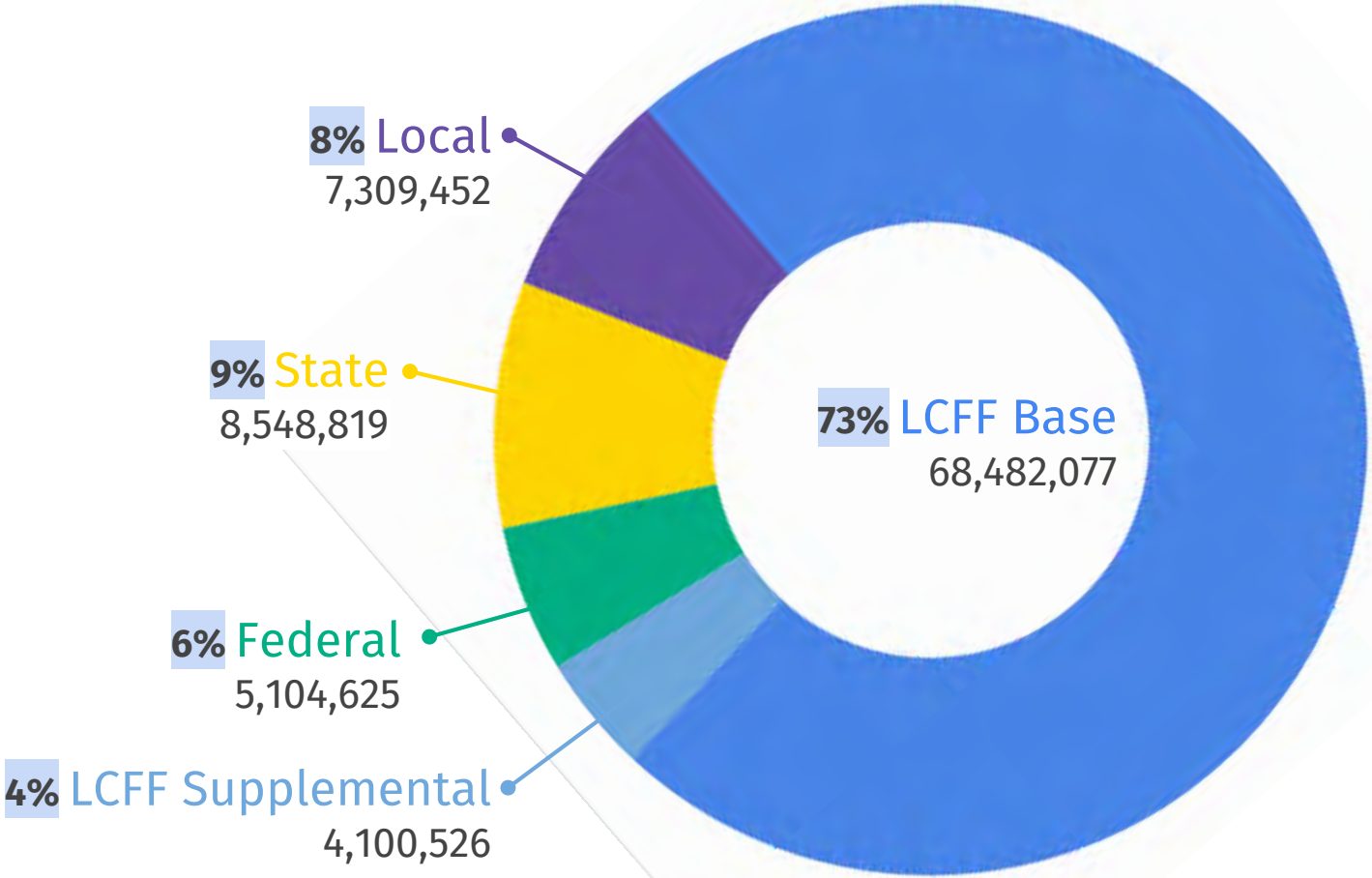

Federal Revenue Sources

- **Title I**, *Part A*: Every Student Succeeds Act
  Purpose: *to meet the educational needs of low-achieving students in high poverty schools.*
- **Title II**, *Part A*: Supporting Effective Instruction
  Purpose: *1) to improve teacher & principal quality through professional development; 2) to provide low-income & minority students greater access to effective teachers, principals, & other school leaders*
- **Title III**: Limited English Proficiency
  Purpose: *to assist English Learner students to acquire English & achieve grade-level & graduation standards.*
- **Title IV**: Student Support & Academic Enrichment
  Purpose: *to support professional development to meet Title I Goals.*
- **Special Ed IDEA** (Individuals with Disabilities Education Act)
  Purpose: *to serve children with disabilities ages six through twenty-one.*
- **ESSA** (Every Student Succeeds Act) School Improvement (CSI)
- **Workability-Transitions Partnership Program**
  Purpose: *to provide students with disabilities tools & support to transition from school to employment.*
- **Medi-Cal Billing Option**
  Purpose: *to allow districts to become Medi-Cal providers & bill Medical for certain health related services & assessments.*
- **Perkins** Career Technical Education
  Purpose: *to support supplies and materials for CTE courses*
- **ESSER 2** & **ESSER 3** (Elementary & Secondary School Emergency Relief)
  Purpose: *to address learning loss and other pandemic needs*

21-22 Federal Revenue

$ 5,104,625

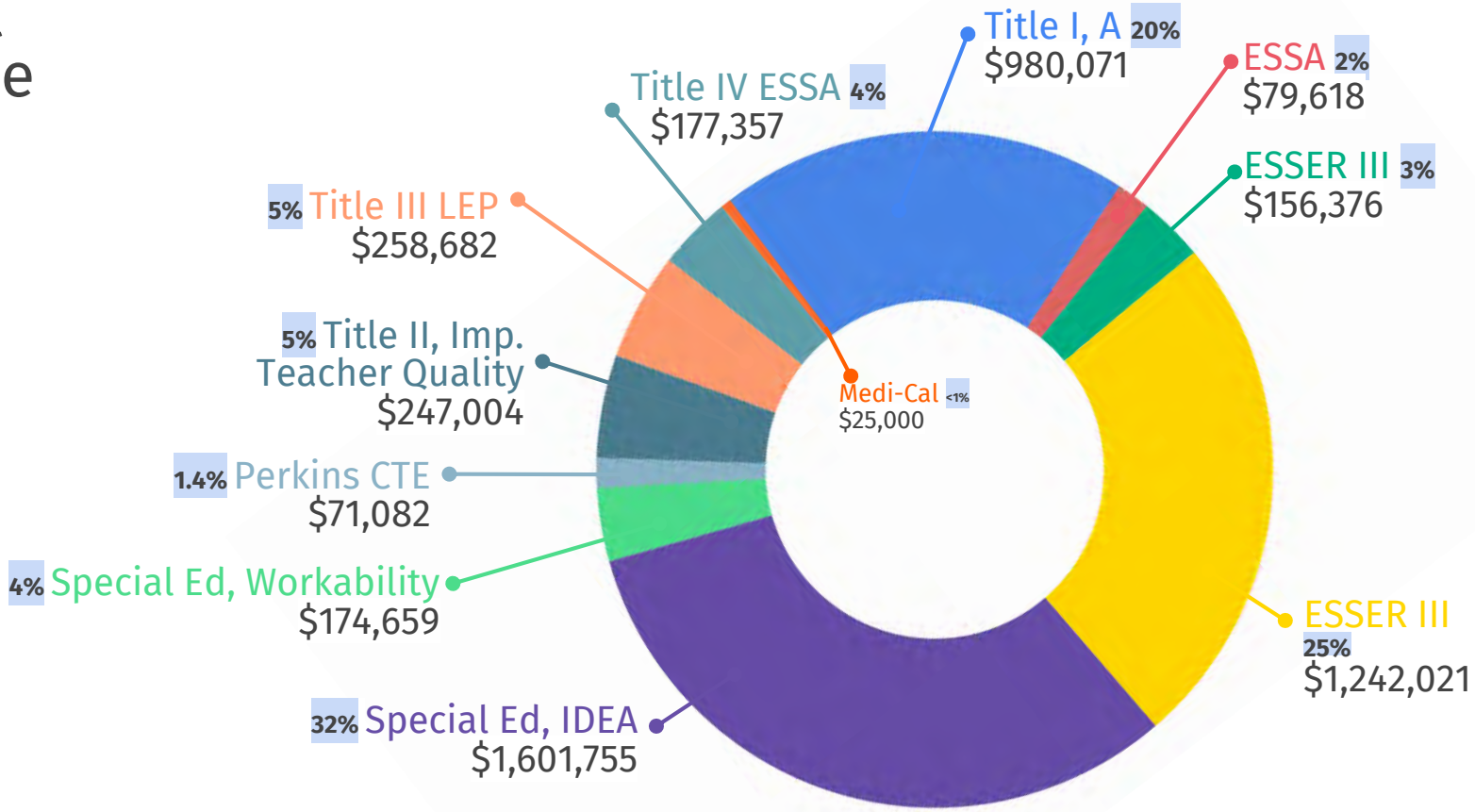

State Revenue Sources

- **Mandated Block Grant**
  Purpose: *Unrestricted one-time funding to offset reimbursement for the costs of various mandated programs and activities identified in Government Code (GC) Section 17581.6(f)*
- **Lottery** Unrestricted & Restricted
  Purpose: *Unrestricted lottery is used for teacher salaries and restricted lottery is used for supplemental instructional materials.*
- **ASES** (After School Education & Safety)
  Purpose: *to maintain before & after school programs.*
- **Career Technical Education Incentive Grant & Strong Workforce Grant**
  Purpose: *supports Career Technical Education to provide students with the knowledge & skills necessary to transition to employment & postsecondary education*
- **Special Ed** Mental Health Services
  Purpose: *to provide educationally related Mental Health services to students receiving special ed services.*
- **Special Ed** Workability
  Purpose: *to provide comprehensive pre-employment skills training, employment placement and follow-up for high school students in special education who are making the transition from school to work, independent living & postsecondary education or training.*
- **SB86** Expanded Learning Opportunities Grant
  Purpose: *to address learning loss and other pandemic related student support needs.*
- **SB86** In-Person Instruction Grant
  Purpose: *to address learning loss and other pandemic needs*

21-22 State Revenue

$ 8,471,752

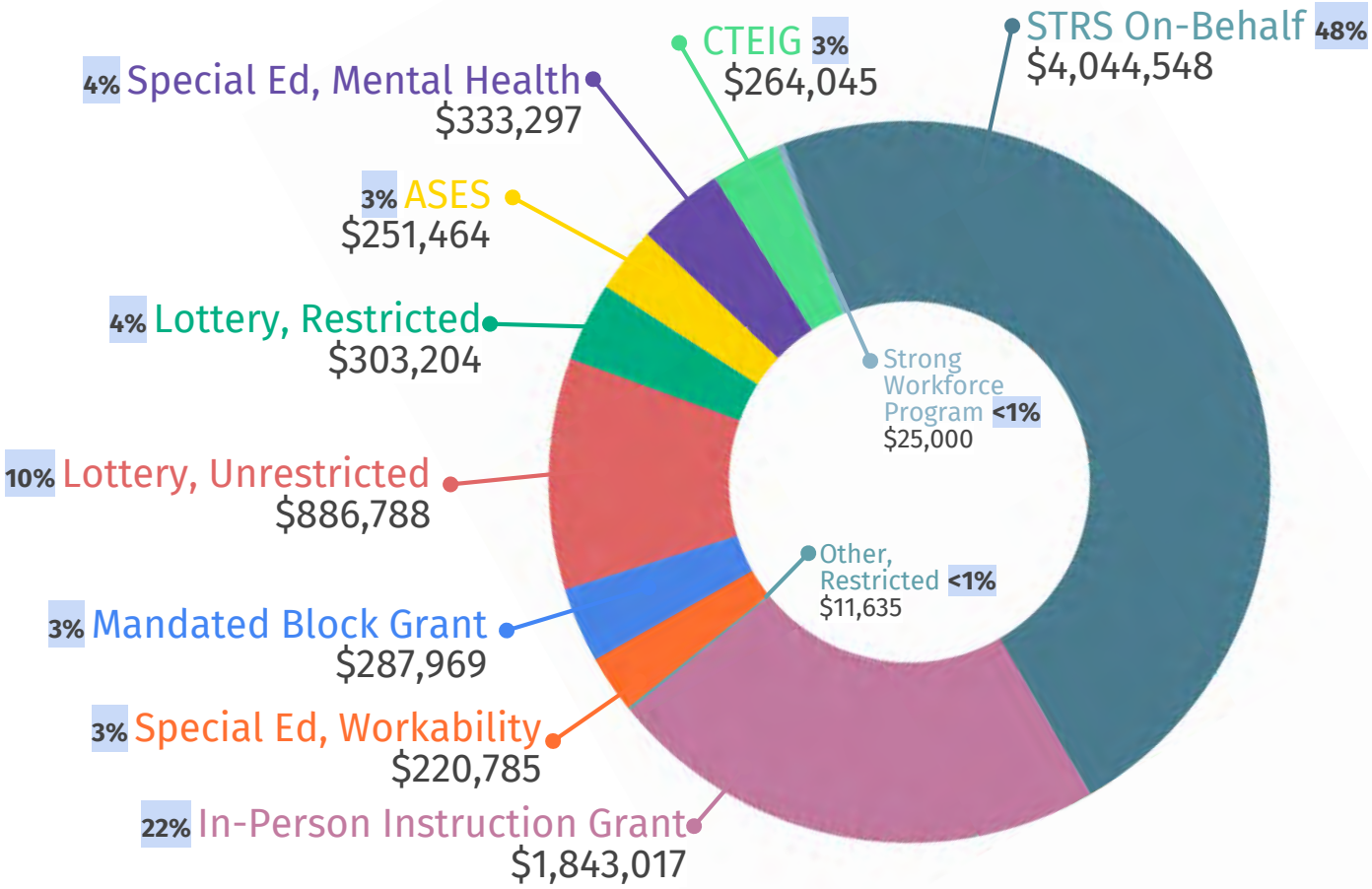

Local Revenue Sources

- **Parcel Tax Revenue**
  - **Measure U:** $3,219,008 for Elementary & Middle Schools (library / counseling / small class size / life lab / science / art / music / after school athletics & enrichment / academic support)
  - **Measure T:** $3,674,110 for High Schools (career technical ed / visual & performing arts / counseling / library after school athletics / extracurricular)
- **Special Education Memorandums of Understanding** (MOUs)
- **Special Education AB602** The state funnels state special education funding through the local SELPA to school districts
- **Interest** The district earns interest in any cash held with the County
- **Facility Rents/Leases**
- **Facilities Fees** (Sports Equipment / Carpet / Blinds / Pool Deck Clocks / Basketball hoops / Infocus / Projector / DCG Strategies Land Use Analysis / Scoreboards / Vehicles / Furniture / Field Repairs / Trainer / Electrical Work for Marquee Sign)
  - $180,000 projected carry-over from **20-21**

21-22 Local Revenue

$ 7,309,452

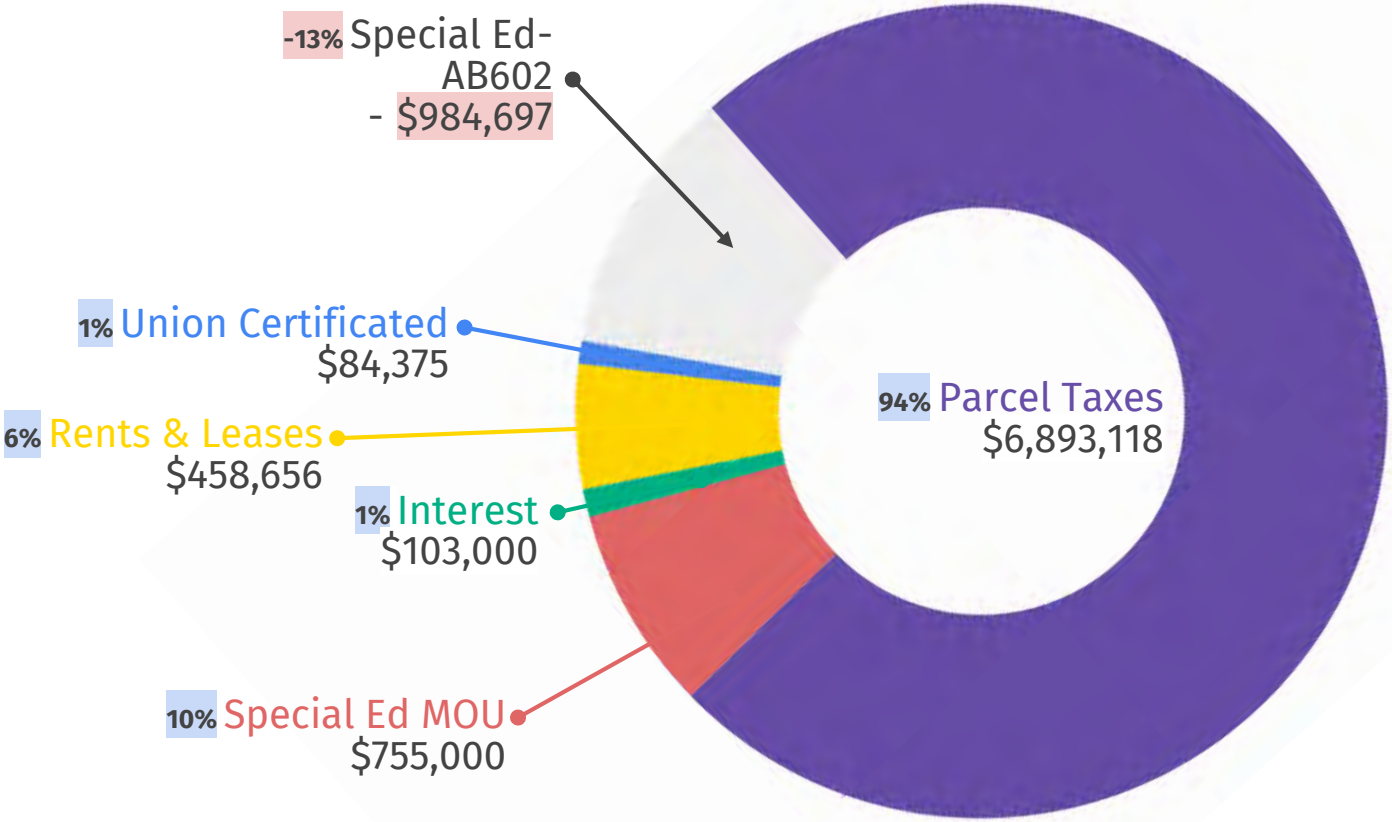

Expenditure Projections

- Certificated Salaries
- Classified Salaries
- Employee Benefits
- Books & Supplies
  - Approved Textbooks & Core Materials
  - Books & Other Reference Material
  - Materials & Supplies
  - Non-capitalized Equipment
- Services and Other Operating Expenditures
  - Sub-agreements for Services
  - Travel & Conferences
  - Dues & Memberships
  - Insurance
  - Rentals, Leases, Repairs
  - Transfers of Direct Costs
  - Professional/Consulting Services, Utilities, & Operating Expenditures
- Capital Outlay
  - Buildings & Improvement of Buildings
  - Equipment & Equipment Replacement
- Other Outgo Transfers

21-22 Expenditure Projections

$ 99,542,851

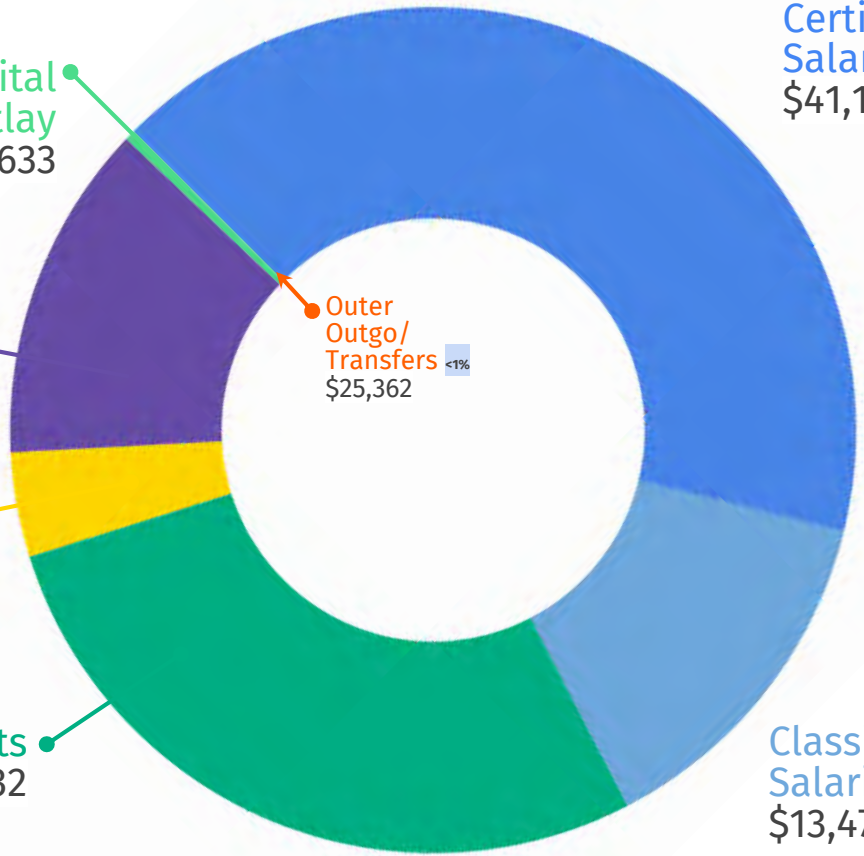

Multi-Year Revenue Assumptions

Revenue	20-21	21-22	22-23	23-24
Federal COLA %	0.00%	0.00%	0.00%	0.00%
State COLA %	0.00%	0.00%	0.00%	0.00%
LCFF COLA	0.00%	5.07%	2.48%	3.11%
GAP Funding rate-Using SSC	100.00%	100.00%	100.00%	100.00%
EPA Entitlement as % of total LCFF	37.69%	37.69%	37.69%	37.69%
Elementary				
LCFF/ADA	$15,931	$15,809	$16,543	$17,291
CBEDS Enrollment	1,814	1,880	1,846	1,817
P2 ADA (K-5, A1-A9)	1,716	1,779	1,747	1,718
COE - P2 ADA (K-5, A1-A9)	8.89	8.89	8.89	8.89
ADA/CBEDS Ratio	94.6%	94.6%	94.6%	94.6%
% Change in Property Taxes	3.00%	3.00%	3.00%	3.00%
Basic Aid Revenue:				
Excess Property Taxes above LCFF	$9,685,549	$9,681,927	$11,250,249	$11,914,142
Basic Aid "Fair Share" Reduction (8.92%)	($1,533,397)	($1,533,397)	($1,533,397)	($1,533,397)
LCFF Supplemental - Elementary	$1,329,242	$1,309,088	$1,176,549	$1,126,128
Secondary				
LCFF/ADA	$10,302	$11,008	$11,340	$11,379
CBEDS Enrollment	4,376	4,273	4,124	4,086
P2 ADA (6-12, A1-A9,)	4,137	4,039	3,899	3,863
COE - P2 ADA (6-12, A1-A9,)	32.62	32.62	32.62	32.62
ADA/CBEDS Ratio	94.5%	94.5%	94.5%	94.5%
Parcel Tax Revenue (T 9-12) .005 annual decrease	$3,685,000	$3,674,110	$3,655,739	$3,637,461
Parcel Tax Revenue (U K-8) .005 annual decrease	$3,239,600	$3,219,008	$3,202,913	$3,186,898
Special Ed - State COLA	0.00%	4.05%	0.00%	0.00%
Lottery - Unrestricted Funding per ADA	$150	$150	$150	$150
Lottery - Restricted Funding per ADA	$49	$49	$49	$49
Interest Projection	$102,300	$103,000	$103,000	$103,000
Mandated Block Grant	$287,969	$287,969	$287,969	$287,969

Multi-Year Expense Assumptions

Expenses	20-21	21-22	22-23	23-24
Certificated step/column	1.5%	1.5%	1.5%	1.5%
Classified step increases	2.0%	2.0%	2.0%	2.0%
% Increase in Health & Welfare Benefits	2.0%	4.0%	4.0%	4.0%
Average Teacher Cost				
Gross	81,670	87,701		
H&W	10,100	12,200		
Statutory Benefit Rates:				
STRS	16.15%	16.92%	19.10%	19.10%
PERS	20.70%	22.91%	26.10%	27.10%
Medicare	1.45%	1.45%	1.45%	1.45%
FICA	6.20%	6.20%	6.20%	6.20%
State Unemployment	0.05%	1.23%	0.20%	0.20%
Workers Compensation	1.9589%	2.01%	2.06%	2.11%
Increase in Utilities	3.8%	4.0%	4.0%	4.0%
Change in Property & Liability Insurance	3.0%	10.0%	3.0%	3.0%
RRM 3% in 2021-22	2,913,108	2,207,678	2,889,233	2,056,316
Other Sources/Uses				
Transfer from Fund 21 Building Fund RDA	$2,500,000	$2,500,000	$2,500,000	$2,500,000
Transfer to Cafeteria Fund	$719,537	$300,000	$300,000	$300,000

21-22 Preliminary Budget Multi-Year Projection

5/28/2021- Budget Adoption	Zero COLA 2020/21 Estimated Actuals Unrestricted	Restricted	Total
Revenue			
LCFF Sources	69,957,026	0	69,957,026
Federal Revenue	0	11,871,611	11,871,611
State Revenue	1,174,757	12,435,898	13,610,655
Local Revenue	7,199,019	2,316,652	9,515,671
Total Revenue	78,330,802	26,624,161	104,954,963
Expenditures			
Certificated	29,802,986	8,243,277	38,046,263
Classified	8,855,486	4,162,855	13,018,341
Benefits	15,375,199	8,684,734	24,059,933
Books & Supplies	1,744,433	11,915,701	13,660,134
Services, Other Ops	6,577,846	7,139,685	13,717,531
Capital Outlay	281,746	262,289	544,035
Other Outgo	25,362	0	25,362
Direct/Indirect Support	(802,284)	802,284	0
Total Expenditures	61,860,774	41,210,825	103,071,599

Excess/Deficiency	**16,470,028**	**(14,586,664)**	**1,883,364**
Other Financing	0		
Transfers In	2,500,000	0	2,500,000
Transfers Out	719,537	0	719,537
Contributions To Restr.	(17,217,473)	17,217,473	0
Transfers/Contributions	(15,437,010)	17,217,473	1,780,463
	0	0	0
Net Inc/Dcr to Fund Balance	**1,033,018**	**2,630,809**	**3,663,827**
Beg Fund Balance	16,126,910	1,695,652	17,822,562
Audit Adjustments			0
Ending Fund Balance	**17,159,928**	4,326,461	**21,486,389**
Legally Restricted/Designated	67,704	5,183,149	5,250,853
Unrestricted Reserve:			
Reserve 3% Econ. Uncert.	3,113,734		3,113,734
Reserve for 21-22 Deficit	1,238,295		1,238,295
Reserve for 22-23 Deficit	3,860,655		3,860,655
Reserve for 23-24 Deficit	4,861,191		4,861,191
Reserve for LCAP (LCFF Supplemental)	920,000		920,000
Chromebooks(1,000 yr 1, 600 for yrs 2-4)	0		0
For HVAC and HEPA Air Filters	0		0
For Extended Fed & State waiver to serve/feed			0
Curriculum Master Plan			0
Undesignated	3,098,349	(856,688)	2,241,661
% Unrestricted Reserve			5.16%

21-22 Preliminary Budget Multi-Year Projection

5/28/2021- Budget Adoption	5.07% COLA 2021/22 Projected Unrestricted	Restricted	Total
Revenue			
LCFF Sources	72,582,603	0	72,582,603
Federal Revenue	0	5,014,625	5,014,625
State Revenue	1,174,757	7,296,995	8,471,752
Local Revenue	7,168,237	141,215	7,309,452
Total Revenue	80,925,597	12,452,835	93,378,432
Expenditures			
Certificated	30,808,135	10,356,136	41,164,271
Classified	9,097,615	4,377,482	13,475,097
Benefits	17,530,325	10,131,683	27,662,008
Books & Supplies	2,278,247	1,700,191	3,978,438
Services, Other Ops	6,481,249	6,384,869	12,866,118
Capital Outlay	158,502	236,131	394,633
Other Outgo	25,362	0	25,362
Direct/Indirect Support	(1,056,387)	1,056,387	0
Total Expenditures	65,323,048	34,242,879	99,565,927
Excess/Deficiency	**15,602,549**	**(21,790,044)**	**(6,187,495)**

Other Financing	0		
Transfers In	2,500,000	0	2,500,000
Transfers Out	300,000	0	300,000
Contributions To Restr.	(19,040,844)	19,040,844	0
Transfers/Contributions	(16,840,844)	19,040,844	2,200,000
	0	0	0
Net Inc/Dcr to Fund Balance	**(1,238,295)**	**(2,749,200)**	**(3,987,495)**
Beg Fund Balance	17,159,928	4,326,461	21,486,389
Audit Adjustments			0
Ending Fund Balance	**15,921,633**	1,577,261	**17,498,894**
Legally Restricted/Designated	67,704	2,470,567	2,538,271
Unrestricted Reserve:			
Reserve 3% Econ. Uncert.	2,995,978		2,995,978
Reserve for 21-22 Deficit	0		0
Reserve for 22-23 Deficit	3,860,655		3,860,655
Reserve for 23-24 Deficit	4,861,191		4,861,191
Reserve for LCAP (LCFF Supplemental)	450,000		450,000
Chromebooks(1,000 yr 1, 600 for yrs 2-4)	400,000		400,000
For HVAC and HEPA Air Filters	200,000		200,000
For Extended Fed & State waiver to serve/feed	300,000		300,000
Curriculum Master Plan	1,000,000		1,000,000
Undesignated	1,786,106	(893,306)	892,799
% Unrestricted Reserve			3.89%

21-22 Preliminary Budget Multi-Year Projection

5/28/2021- Budget Adoption	2.48% COLA Using SSC 2022/23 Projected Unrestricted	Restricted	Total
Revenue			
LCFF Sources	73,100,997	0	73,100,997
Federal Revenue	0	3,536,610	3,536,610
State Revenue	1,174,757	5,164,933	6,339,690
Local Revenue	7,133,771	141,215	7,274,986
Total Revenue	81,409,525	8,842,758	90,252,283
Expenditures			
Certificated	31,141,841	7,502,764	38,644,605
Classified	9,267,048	3,687,025	12,954,073
Benefits	18,844,731	9,751,029	28,595,760
Books & Supplies	2,278,247	1,323,610	3,601,857
Services, Other Ops	6,786,993	5,504,485	12,291,478
Capital Outlay	158,502	236,131	394,633
Other Outgo	25,362	0	25,362
Direct/Indirect Support	(1,083,325)	1,083,325	0
Total Expenditures	67,419,399	29,088,369	96,507,768
Excess/Deficiency	**13,990,126**	**(20,245,611)**	**(6,255,485)**

Other Financing	0		
Transfers In	2,500,000	0	2,500,000
Transfers Out	300,000	0	300,000
Contributions To Restr.	(20,050,781)	20,050,781	0
Transfers/Contributions	(17,850,781)	20,050,781	2,200,000
	0	0	0
Net Inc/Dcr to Fund Balance	**(3,860,655)**	**(194,830)**	**(4,055,485)**
Beg Fund Balance	15,921,633	1,577,261	17,498,894
Audit Adjustments			0
Ending Fund Balance	**12,060,978**	1,382,431	**13,443,409**
Legally Restricted/Designated	67,704	1,382,431	1,450,135
Unrestricted Reserve:			
Reserve 3% Econ. Uncert.	2,904,233		2,904,233
Reserve for 21-22 Deficit	0		0
Reserve for 22-23 Deficit	0		0
Reserve for 23-24 Deficit	4,861,191		4,861,191
Reserve for LCAP (LCFF Supplemental)	450,000		450,000
Chromebooks(1,000 yr 1, 600 for yrs 2-4)	250,000		250,000
For HVAC and HEPA Air Filters	0		0
For Extended Fed & State waiver to serve/feed			0
Curriculum Master Plan	1,000,000		1,000,000
Undesignated	2,527,850	(0)	2,527,850
% Unrestricted Reserve			5.61%

21-22 Preliminary Budget Multi-Year Projection

5/28/2021- Budget Adoption	3.11% COLA Using SSC		
	2023/24		
	Projected		
	Unrestricted	Restricted	Total
Revenue			
LCFF Sources	73,662,672	0	73,662,672
Federal Revenue	0	3,536,610	3,536,610
State Revenue	1,174,757	5,164,933	6,339,690
Local Revenue	7,099,478	141,215	7,240,693
Total Revenue	81,936,907	8,842,758	90,779,665
Expenditures			
Certificated	31,601,223	7,615,306	39,216,529
Classified	9,439,870	3,760,765	13,200,635
Benefits	19,454,998	9,953,235	29,408,233
Books & Supplies	2,278,247	1,323,734	3,601,981
Services, Other Ops	6,696,605	5,504,485	12,201,090
Capital Outlay	158,502	236,131	394,633
Other Outgo	25,362	0	25,362
Direct/Indirect Support	(1,110,950)	1,110,950	0
Total Expenditures	68,543,857	29,504,606	98,048,463
Excess/Deficiency	**13,393,050**	**(20,661,848)**	**(7,268,798)**

Other Financing	0		
Transfers In	2,500,000	0	2,500,000
Transfers Out	300,000	0	300,000
Contributions To Restr.	(20,454,241)	20,454,241	0
Transfers/Contributions	(18,254,241)	20,454,241	2,200,000
	0	0	0
Net Inc/Dcr to Fund Balance	**(4,861,191)**	**(207,607)**	**(5,068,798)**
Beg Fund Balance	12,060,978	1,382,431	13,443,409
Audit Adjustments			0
Ending Fund Balance	**7,199,787**	1,174,824	**8,374,611**
Legally Restricted/Designated	67,704	1,174,825	1,242,529
Unrestricted Reserve:			
Reserve 3% Econ. Uncert.	2,950,454		2,950,454
Reserve for 21-22 Deficit	0		0
Reserve for 22-23 Deficit	0		0
Reserve for 23-24 Deficit	0		0
Reserve for LCAP (LCFF Supplemental)	450,000		450,000
Chromebooks(1,000 yr 1, 600 for yrs 2-4)	250,000		250,000
For HVAC and HEPA Air Filters	0		0
For Extended Fed & State waiver to serve/feed			0
Curriculum Master Plan	1,000,000		1,000,000
Undesignated	2,481,630	(1)	2,481,628
% Unrestricted Reserve			5.52%

21-22 Preliminary Budget Multi-Year Projection Without One-Time Funds

5/28/2021-Budget Adoption without One-Time Funds	Zero COLA 2020/21 Estimated Actuals Unrestricted	Restricted	Total
Revenue			
LCFF Sources	69,957,026	0	69,957,026
Federal Revenue	0	3,951,071	3,951,071
State Revenue	1,174,757	5,476,595	6,651,352
Local Revenue	7,199,019	2,316,652	9,515,671
Total Revenue	78,330,802	11,744,318	90,075,120
Expenditures			
Certificated	29,802,986	7,530,302	37,333,288
Classified	8,855,486	3,810,998	12,666,484
Benefits	15,375,199	8,460,523	23,835,722
Books & Supplies	1,744,433	4,736,106	6,480,539
Services, Other Ops	6,577,846	5,968,821	12,546,667
Capital Outlay	281,746	262,289	544,035
Other Outgo	25,362	0	25,362
Direct/Indirect Support	(802,284)	802,284	0
Total Expenditures	61,860,774	31,571,323	93,432,097
Excess/Deficiency	**16,470,028**	**(19,827,005)**	**(3,356,977)**

Other Financing	0		
Transfers In	2,500,000	0	2,500,000
Transfers Out	719,537	0	719,537
Contributions To Restr.	(18,131,353)	18,131,353	0
Transfers/Contributions	(16,350,890)	18,131,353	1,780,463
	0	0	0
Net Inc/Dcr to Fund Balance	**119,138**	**(1,695,652)**	**(1,576,514)**
Beg Fund Balance	16,126,910	1,695,652	17,822,562
Audit Adjustments			0
Ending Fund Balance	**16,246,048**	(0)	**16,246,048**
Legally Restricted/Designated	67,704		67,704
Unrestricted Reserve:			
Reserve 3% Econ. Uncert.	2,824,549		2,824,549
Reserve for 21-22 Deficit	1,304,213		1,304,213
Reserve for 22-23 Deficit	4,019,255		4,019,255
Reserve for 23-24 Deficit	5,029,039		5,029,039
LCFF Supplemental	920,000		920,000
Chromebooks(1,000 yr 1, 600 for yr 2-4)	0		0
For HVAC and HEPA Air Filters	0		0
For Extended Fed & State waiver to serve/feed students			0
Curriculum Master Plan			0
Undesignated	2,081,288	(0)	2,081,288
% Unrestricted Reserve			5.21%

21-22 Preliminary Budget Multi-Year Projection Without One-Time Funds

5/28/2021-Budget Adoption without One-Time Funds	5.07% COLA 2021/22 Projected Unrestricted	Restricted	Total
Revenue			
LCFF Sources	72,582,603	0	72,582,603
Federal Revenue	0	3,616,228	3,616,228
State Revenue	1,174,757	5,453,978	6,628,735
Local Revenue	7,168,237	141,215	7,309,452
Total Revenue	80,925,597	9,211,421	90,137,018
Expenditures			
Certificated	30,808,135	7,300,537	38,108,672
Classified	9,097,615	3,614,730	12,712,345
Benefits	17,507,249	9,259,512	26,766,761
Books & Supplies	2,278,247	1,317,101	3,595,348
Services, Other Ops	6,481,249	5,556,861	12,038,110
Capital Outlay	158,502	236,131	394,633
Other Outgo	25,362	0	25,362
Direct/Indirect Support	(1,056,387)	1,056,387	0
Total Expenditures	65,299,972	28,341,259	93,641,231
Excess/Deficiency	**15,625,625**	**(19,129,838)**	**(3,504,213)**

Other Financing	0		
Transfers In	2,500,000	0	2,500,000
Transfers Out	300,000	0	300,000
Contributions To Restr.	(19,129,838)	19,129,838	0
Transfers/Contributions	(16,929,838)	19,129,838	2,200,000
	0	0	0
Net Inc/Dcr to Fund Balance	**(1,304,213)**	**0**	**(1,304,213)**
Beg Fund Balance	16,246,048	(0)	16,246,048
Audit Adjustments			0
Ending Fund Balance	**14,941,835**	(0)	**14,941,835**
Legally Restricted/Designated	67,704		67,704
Unrestricted Reserve:			
Reserve 3% Econ. Uncert.	2,818,237		2,818,237
Reserve for 21-22 Deficit	0		0
Reserve for 22-23 Deficit	4,019,255		4,019,255
Reserve for 23-24 Deficit	5,029,039		5,029,039
LCFF Supplemental	450,000		450,000
Chromebooks(1,000 yr 1, 600 for yr 2-4)	400,000		400,000
For HVAC and HEPA Air Filters	200,000		200,000
For Extended Fed & State waiver to serve/feed s	300,000		300,000
Curriculum Master Plan	1,000,000		1,000,000
Undesignated	657,601	(0)	657,600
% Unrestricted Reserve			3.70%

21-22 Preliminary Budget Multi-Year Projection Without One-Time Funds

	2.48% COLA Using SSC		
5/28/2021-Budget Adoption	2022/23		
without One-Time Funds	Projected		
	Unrestricted	Restricted	Total
Revenue			
LCFF Sources	73,100,997	0	73,100,997
Federal Revenue	0	3,536,610	3,536,610
State Revenue	1,174,757	5,164,933	6,339,690
Local Revenue	7,133,771	141,215	7,274,986
Total Revenue	81,409,525	8,842,758	90,252,283
Expenditures			
Certificated	31,141,841	7,502,227	38,644,068
Classified	9,267,048	3,687,025	12,954,073
Benefits	18,844,731	9,662,960	28,507,691
Books & Supplies	2,278,247	1,323,610	3,601,857
Services, Other Ops	6,786,993	5,556,861	12,343,854
Capital Outlay	158,502	236,131	394,633
Other Outgo	25,362	0	25,362
Direct/Indirect Support	(1,083,325)	1,083,325	0
Total Expenditures	67,419,399	29,052,139	96,471,538
Excess/Deficiency	**13,990,126**	**(20,209,381)**	**(6,219,255)**

Other Financing	0		
Transfers In	2,500,000	0	2,500,000
Transfers Out	300,000	0	300,000
Contributions To Restr.	(20,209,381)	20,209,381	0
Transfers/Contributions	(18,009,381)	20,209,381	2,200,000
	0	0	0
Net Inc/Dcr to Fund Balance	**(4,019,255)**	**0**	**(4,019,255)**
Beg Fund Balance	14,941,835	(0)	14,941,835
Audit Adjustments			0
Ending Fund Balance	**10,922,580**	(0)	**10,922,580**
Legally Restricted/Designated	67,704		67,704
Unrestricted Reserve:			
Reserve 3% Econ. Uncert.	2,903,146		2,903,146
Reserve for 21-22 Deficit	0		0
Reserve for 22-23 Deficit	0		0
Reserve for 23-24 Deficit	5,029,039		5,029,039
LCFF Supplemental	450,000		450,000
Chromebooks(1,000 yr 1, 600 for yr 2-4)	250,000		250,000
For HVAC and HEPA Air Filters	0		0
For Extended Fed & State waiver to serve/feed students			0
Curriculum Master Plan	1,000,000		1,000,000
Undesignated	1,222,691	(0)	1,222,691
% Unrestricted Reserve			4.26%

21-22 Preliminary Budget Multi-Year Projection Without One-Time Funds

5/28/2021-Budget Adoption without One-Time Funds	3.11% COLA Using SSC 2023/24 Projected Unrestricted	Restricted	Total
Revenue			
LCFF Sources	73,662,672	0	73,662,672
Federal Revenue	0	3,536,610	3,536,610
State Revenue	1,174,757	5,164,933	6,339,690
Local Revenue	7,099,478	141,215	7,240,693
Total Revenue	81,936,907	8,842,758	90,779,665
Expenditures			
Certificated	31,601,223	7,614,760	39,215,983
Classified	9,439,870	3,760,765	13,200,635
Benefits	19,454,998	9,861,646	29,316,644
Books & Supplies	2,278,247	1,323,734	3,601,981
Services, Other Ops	6,696,605	5,556,861	12,253,466
Capital Outlay	158,502	236,131	394,633
Other Outgo	25,362	0	25,362
Direct/Indirect Support	(1,110,950)	1,110,950	0
Total Expenditures	68,543,857	29,464,847	98,008,704
Excess/Deficiency	**13,393,050**	**(20,622,089)**	**(7,229,039)**

Other Financing	0		
Transfers In	2,500,000	0	2,500,000
Transfers Out	300,000	0	300,000
Contributions To Restr.	(20,622,089)	20,622,089	0
Transfers/Contributions	(18,422,089)	20,622,089	2,200,000
	0	0	0
Net Inc/Dcr to Fund Balance	**(5,029,039)**	**0**	**(5,029,039)**
Beg Fund Balance	10,922,580	(0)	10,922,580
Audit Adjustments			0
Ending Fund Balance	**5,893,541**	(0)	**5,893,541**
Legally Restricted/Designated	67,704		67,704
Unrestricted Reserve:			
Reserve 3% Econ. Uncert.	2,949,261		2,949,261
Reserve for 21-22 Deficit	0		0
Reserve for 22-23 Deficit	0		0
Reserve for 23-24 Deficit	0		0
LCFF Supplemental	450,000		450,000
Chromebooks(1,000 yr 1, 600 for yr 2-4)	250,000		250,000
For HVAC and HEPA Air Filters	0		0
For Extended Fed & State waiver to serve/feed students			0
Curriculum Master Plan	1,000,000		1,000,000
Undesignated	1,176,576	(0)	1,176,576
% Unrestricted Reserve			4.20%

Other Fund Highlights

- **Student Activity Special Revenue Fund**—Used to report all associated student body activity
- **Adult Ed**—We will continue to pay for the salaries & benefits of the remaining SCCS employees through an MOU with PVUSD
- **Cafeteria Fund**—Our assumptions include that we will continue to make an equivalent contribution from the General Fund to the Cafeteria Fund.
- **Deferred Maintenance**—We have not budgeted any deferred maintenance expenditures anticipated for fiscal year 19-20
- **Special Reserve for Post Employment Benefits**—The District is continuing to fund this expense on a "Pay as You Go" model
- **Building Fund**—Includes expenditures associated with Measures A & B, as well as transfers associated with RDA funds
- **Capital Facilities Fund (Developer Fees)**—Budgeted for the ongoing lease of portables from these funds the upgrade of information technology systems
- **Special Reserve Fund for Capital Outlay Projects**—To account for all Redevelopment funds and expenses, as well as the proceeds from the sale of 2931 Mission Street.
- **Debt Service**—To account for the accumulation of resources for the payment of principal and interest for Certificates of Participation for the Qualified School Construction Bond debt

Potential Budget Changes post adoption

The leglislature and Governor are negotiating the details of the final budget. Below are some changes that are being advocated for by the legislature.

- **Reduction** of the **State Unemployment** Insurance cost to employers for 21-22
- **Reduction** of the **PERS percentage** cost to employers for 21-22
- **Recalculation** of **Property Tax accumulation** that will increase funds to the Elementary district
- **Increase** to **Special Education Funding** from state and federal resources

As the items are clarified in the final State adopted budget, staff will adjust the multi-year projection and present updated information with the Unaudited Actuals in September of 2021.

Thank You!

Santa Cruz City Schools

Santa Cruz City Elementary District ♦ Santa Cruz City High School District

Adopted Budget
2021 – 2022

June 16, 2021

The District

The Santa City Schools are comprised of an Elementary District (K-5) and a High School District (6-12) governed by a common Board of Education. The Elementary District draws students from within the city of Santa Cruz. There are five K-5 schools serving 1,810 TK-5 students. The High School District encompasses much of the northern portion of Santa Cruz County drawing its student population from the communities of: Davenport, Bonny Doon, Scotts Valley, Santa Cruz, Live Oak, Soquel and Capitola. The secondary District includes two middle schools, (grades 6-8), three comprehensive high schools, a continuation school, an independent studies program and a K-12 home study program with a combined population of 4,395 students. Delta Charter School (grades 9-12) serves 109 students.

The following schools comprise Santa Cruz City Schools:

Elementary Schools (K-5)

- Bay View Elementary
- Delaveaga Elementary
- Gault Elementary
- Westlake Elementary

Middle Schools (6-8)

- Branciforte Middle School
- Mission Hill Middle School

Charter School

- Delta High School (9-12)

High Schools (9-12)

- Harbor High School
- Santa Cruz High School
- Soquel High School

Branciforte Small Schools

- Monarch (K-5)
- Alternative Family Education (K-12)
- Costanoa Continuation High School (10-12)
- ARK Independent Study (9-12)

Santa Cruz City Schools

2021 – 2022 Budget

Board of Trustees

Claudia Vestal
President

Deborah Tracy-Proulx
Vice President

Sheila Coonerty
Member

John Owen
Member

Cynthia Ranii
Member

Jeremy Shonick
Member

Patricia Threet
Member

Kris Munro, Superintendent
Jim Monreal, Assistant Superintendent, Business Services

Table of Contents

Page

General Fund

Overview 1
Attendance vs Enrollment 2
2021/22 Unrestricted & Restricted Budget 3
Budget Terms 4
Lottery 5
Parcel Tax 6
Expenditures 7
Contributions to Restricted 8
Transfers In & Out 8
Unrestricted Fund Balance & Reserves 9

Site Budgets

FTE & Expense Summary 10
Elementary Schools 10
Middle Schools 18
High Schools 22
Small Schools 28

Department Budgets

Special Education 38
Central District Wide Services 39
Business Services & Finance 40
Information Technology 41
Facilities 42
Restricted Routine Maintenance 43
Transportation 44
Educational Services 45
Curriculum, Intervention & Assessment 46
Student Services 47
Personnel Commission 48
Human Resources 49
Superintendent & Board 50
Retirees 51
Food Services 52
Bonds 53

Multi-Year Projection

Budget Assumptions 54
Multi-Year Projection 55
SB858 Statement of Reasons for Reserves 56

Other Funds 57

Appendix:

Glossary of Common Terms 58

2021-22 Budget Executive Summary

In preparing the 2021-22 Budget, Santa Cruz City Schools (SCCS) has been charged with creating a budget that reflects California's recovery from the short-lived COVID-19 recession in the second quarter of 2020. With an economic "roaring back" from the initial dark days of the pandemic and significant local fires, SCCS has taken many steps to incorporate unanticipated growth in state revenues along with robust federal stimulus funding to tie learning intervention plans to these one-time funds. With a mega Cost of Living Adjustment (COLA) that combines the economic growth of 2020-21 and 2021-22, SCCS plans to address the immediate needs of our students and calibrate these needs with stimulus funding to address learning loss and social emotional setbacks experienced by its students during the pandemic.

Santa Cruz City Schools Projected General Fund Budget includes:

Revenues:		**% of Revenues**
LCFF Base	$68,482,077	73%
LCFF Supplemental	$ 4,100,526	04%
Federal Revenue	$ 5,104,625	06%
State Revenue	$ 8,471,752	09%
Local Revenue	$ 7,309,452	08%
Total:	$93,378,432	

Expenditures:		**% of Expenditures**	
Certificated Salaries	$41,164,271	41%	
Classified Salaries	$13,475,097	14%	
Employee Benefits	$27,638,932	28%	
			Subtotal 83%
Books & Supplies	$ 3,978,438	04%	
Services & Other	$ 12,866,118	13%	
Capital Outlay	$ 394,633	< 01%	
Outer Outgo/Transfers	$ 25,362	<01%	
			Subtotal 17%
Total:	$99,542,851		

Based on current revenue funding, Santa Cruz City Schools operates with a structural deficit (projects expenses exceed our projected revenues on an annual basis). To fund the budgeted expenditures, the district uses one-time carryover funds (reserves). These balances are updated on an annual basis during the Unaudited Actuals or "closing of the books".

In fiscal year 2021-22, the District is projected to meet its minimum reserve requirement for its current year and two out year budgets with the most recent information provided. On a positive note, the District continues to benefit from the tremendous support of our community in the form of local funds received through bonds, parcel taxes, grants and donations. SCCS anticipates that it will be bringing forward one or more revisions to the district budget as information and trailer bill language is clarified from the legislative process.

Conservative enrollment projections for both the Elementary and Secondary District project declines in enrollment. Although the decline in enrollment in the Elementary District will not negatively affect revenues, the loss in our Secondary District will have a negative effect on revenues.

The budget reflects spending approximately $13 Million on bond projects during the fiscal year. These projects will continue to impact our physical plants throughout the district as well enhance the student learning experience.

The 2021-22 General Fund budget will be fluid as we incorporate changing information during our interim reporting. The overriding goal for SCCS is to commit resources to prioritize and allocate people, time and funding in a way that optimizes the tiered systems needed to create and support learning environments that challenge and enable students to achieve their highest potential.

Attendance VS. Enrollment

For the secondary district, the average daily attendance, or ADA, is critical to the district because it is used as the basis for the district LCFF calculation. Districts are only allowed to calculate ADA from ***actual*** student attendance. This means the district does not receive funding for any all day absences. The secondary district's enrollment is projected to decline in FY 21/22. This means that the "prior year guarantee" will be used to calculate the revenue limit as it was in previous years. From a financial perspective, ADA for the elementary district is less important since the district is funded as a basic aid district which is based on local property tax collection.

For 2021/22, the elementary district enrollment to ADA ratio is projected to be 94.5% and the secondary ratio is also at 94.5%.

	Elementary District				Secondary District			
Year	Attendance	% Change	Enrollment	% Change	Attendance	% Change	Enrollment	% Change
2009/10	2,485	2.43%	2,624	2.50%	3,958	-0.53%	4,217	-0.89%
2010/11	2,477	-0.30%	2,630	0.23%	3,949	-0.23%	4,227	0.24%
2011/12	2,602	5.03%	2,735	3.99%	3,917	-0.81%	4,196	-0.73%
2012/13	2,625	0.90%	2,781	1.68%	3,944	0.70%	4,183	-0.31%
2013/14	2,654	1.10%	2,800	0.68%	3,875	-1.76%	4,111	-1.72%
2014/15	2,650	-0.16%	2,795	-0.18%	3,907	0.82%	4,160	1.19%
2015/16	2,598	-1.96%	2,764	-1.11%	3,824	-2.11%	4,057	-2.48%
2016/17	2,462	-5.25%	2,638	-4.56%	3,811	-0.35%	4,050	-0.17%
2017/18	2,335	-5.14%	2,458	-6.82%	3,895	2.21%	4,100	1.23%
2018/19	2,221	-4.88%	2,338	-4.88%	3,921	0.66%	4,127	0.66%
2019/20	1,817	-18.19%	1,913	-18.18%	4,179	6.59%	4,399	6.59%
2020/21	1,817	0.00%	1,814	-5.18%	4,179	0.00%	4,376	-0.52%
2021/22	1,777	-2.20%	1,880	3.64%	4,038	-3.37%	4,273	-2.35%

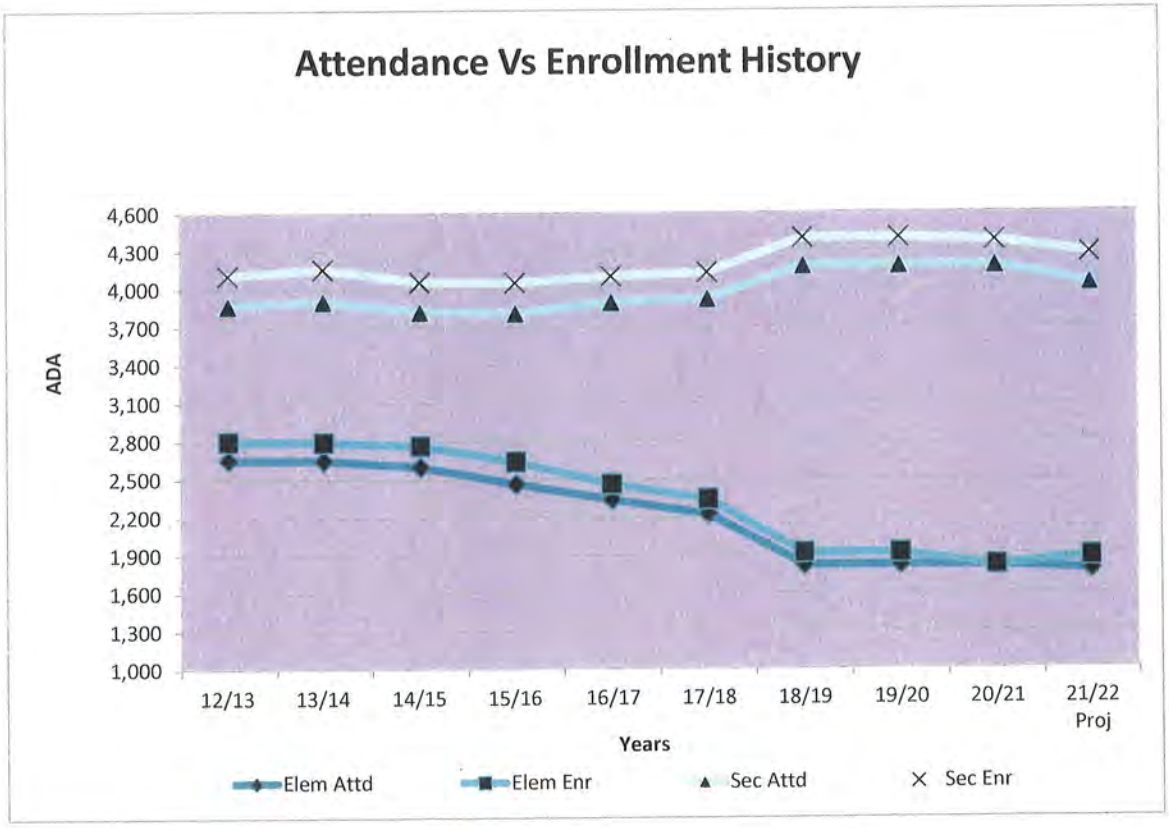

2021-2022 Unrestricted & Restricted Budget

Summary By Object
General Fund Only

	Unrestricted	Restricted	Total
Revenue			
LCFF Sources	72,582,603	0	72,582,603
Federal Revenue	0	5,014,625	5,014,625
State Revenue	1,174,757	7,296,995	8,471,752
Local Revenue	7,168,237	141,215	7,309,452
	80,925,597	12,452,835	93,378,432
Expenditures			
Certificated	30,808,135	10,356,136	41,164,271
Classified	9,097,615	4,377,482	13,475,097
Benefits	17,530,325	10,131,683	27,662,008
Books & Supplies	2,278,247	1,700,191	3,978,438
Services, Other Ops, Outgo	6,665,113	6,621,000	13,286,113
Direct/Indirect Support	(1,056,387)	1,056,387	0
	65,323,048	34,242,879	99,565,927
Excess/Deficiency	**15,602,549**	**(21,790,044)**	(6,187,495)
Other Financing			
Transfers In:			
from Building Fund RDA	2,500,000		2,500,000
Transfers Out:			
Cafeteria Contribution	(300,000)		(300,000)
Contributions To Restr.:			
Restricted Misc.	(11,068)	11,068	0
Special Education	(16,322,098)	16,322,098	0
Routine Maintenance	(2,707,678)	2,707,678	0
Net Inc/Dcr to Fund Balance	**(1,238,295)**	**(2,749,200)**	**(3,987,495)**
Estimated 20/21 Ending Fund Balance	**17,159,928**	**4,326,461**	**21,486,389**
Projected 21/22 Ending Fund Balance	**15,921,633**	**1,577,261**	**17,498,894**
Designations	67,647		67,647
Restricted		2,470,567	2,470,567
Assigned	11,071,846		11,071,846
3% Required Reserve	2,995,978		2,995,978
Undesignated	1,786,106	(893,306)	892,800
District's Projected Reserve			**3.89%**

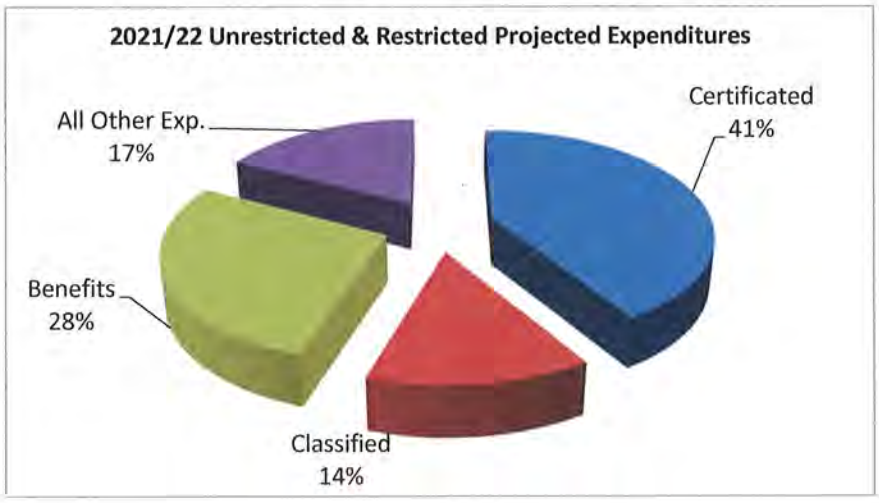

Budget Terms Defined

LCFF Base

Base funds for district and school operations are generated by Average Daily Attendance and property taxes. They are utilized to pay for the essential operations of the district. Schools and departments receive necessary and fundamental funding, e.g. facilities, essential staff such as classroom teachers, principals, clerical support and basic supplies and services through CORE I

LCFF Supplemental

LCFF Supplemental expenditures go beyond basic costs, funding includes LCFF supplemental formula dollars. These LCFF funds are composed of former "State Categoricals" and "Tier III funds". They supplement Core I site and district programs. Like Core I, these funds now reside in the general fund. Most of these funds will be allocated by formula to support school site and district programs. They will be monitored by the district and community through the Local Control Accountability Plan. See "Supplemental" below for a description of these funds.

Supplemental

Under LCFF the district receives extra funding for students targeted for extra assistance: English learners (EL), Foster Youth (FY), and low-income students (LI). Supplemental money must be spent on services that support these populations. LCFF supplemental may be conceptualized as what used to be called EIA. These are the proposed supplemental expenditures for 2021/22:

Advancement Via Individual Determination (AVID)
Central Office Supports in Curriculum and Instruction for Budget Management and Parent Engagement
Common Core Standards Instructional Coaches
Counselors
Elementary-PBIS (Positive Behavior and Intervention and Support)/Behavior Coaches & Techs
English Learner Instructional Resource Teachers
Foster Youth Collaborative
Newcomer Sections and Supports
Next Generation Science Standards Coach
Response to Intervention Coordinators and Program Staffing (Instructional Techs & Learning Assistants)
School Community Coordinators
Foster Youth Collaborative
Newcomer Sections and Supports
School Community Coordinators
School Connected / Activities Directors
SCIL Stipends
Secondary Reading & Math Intervention Sections
Secondary Homework Clubs and After School Academic Supports
Science & Social Studies Coaches
Site specific programs and services as outlined in Single Plans for Student Achievement
Social Work Interns
Social Workers
Summer School - Credit Recovery

Categorical

Various state categorical programs still exist and still must follow the same rules. They are: ASES, Career Technical Education incentive Grant, Ag Incentive Grant, Classified School Employees Prefessional Development Block Grant, Low Performing Students Block Grant, Assessments, Child Nutrition, Partnership Academies, Perkins, and Special Education.

Federal categorical programs (Title I, Title II, Title III LEP, Title III Immigrant & Title IV).

Parcel tax revenues, because they may only be expended as specified in relevant ballot language, reside in the general fund but are essentially categorical dollars.

Lottery Income and its History

The California State Lottery is projected to yield $1,189,992, or approximately 1.27%, of the District's income in 2021-22.

Lottery income is not a stable source of income for the District, but instead has ranged from a low of $77 per ADA in 1991-92 to a high of $154.25 ADA in 2012-13. Since the income is not consistent, the expenditures have also varied widely.

Since 1997-98, school districts have been required to use 50% of the growth in Lottery allocations for the purchase of instructional materials. In 2021-22, it is projected that California school districts will receive $150 per ADA in unrestricted funds and $49 per ADA in restricted funds for instructional materials purchased.

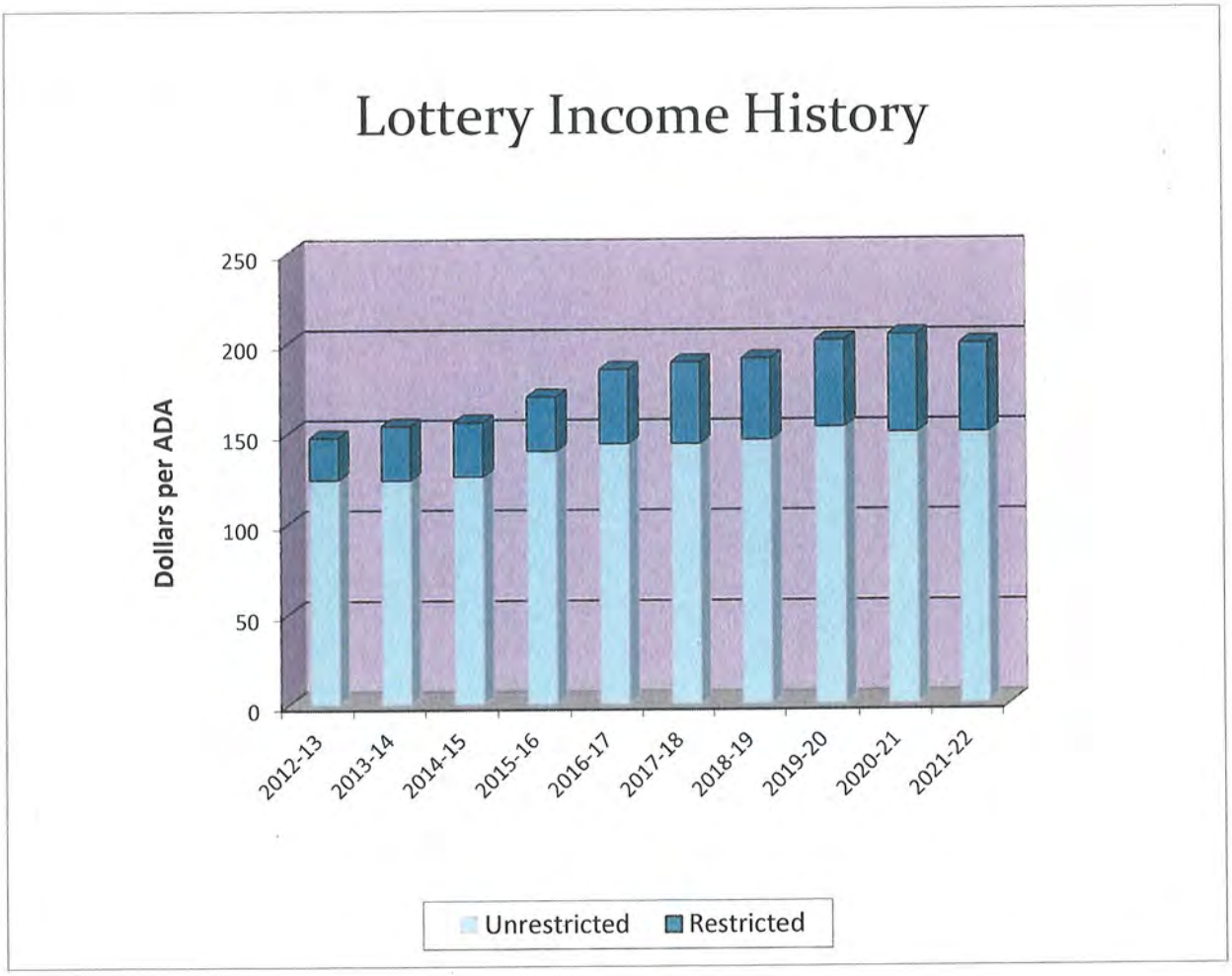

Parcel Tax

Santa Cruz City Schools has been very fortunate to have the support of local taxpayers by way of the approval of two parcel tax measures.

Measure T - $3,674,110

2021/22 Estimated Revenue
Approved March 2020
Duration: Ongoing
Assessment: $110 per year per parcel throughout high school district

Funds: Grade 9-12
>Library and Counseling Service
>Visual and Performing Arts
>Career Technical Education
>After School Athletics

Replaced Measures I & O

Measure U - $3,219,008

2021/22 Estimated Revenue
Approved March 2020
Duration: Ongoing
Assessment: $85 per year per parcel in elementary district

Funds: Grade K-8
>Library and Counseling Services
>Visual and Performing Arts
>Class Size Reduction
>Science and Engineering Programs
>Afterschool Enrichment and Support

Replaced Measures J & P

Total combined unrestricted, but designated, revenue estimated for 2021/22 is **$6,893,118**

Expenditures

Most of the expenditures of the districts are committed to the salaries and benefits for employees. Certificated employees include teachers, counselors, librarians, or others who provide services that require credentials. Classified/confidential employees include all of the support personnel including positions such as instructional aides, administrative assistants, secretaries, bus drivers, custodians, etc. Management employees include principals, assistant principals, directors, supervisors, cabinet members.

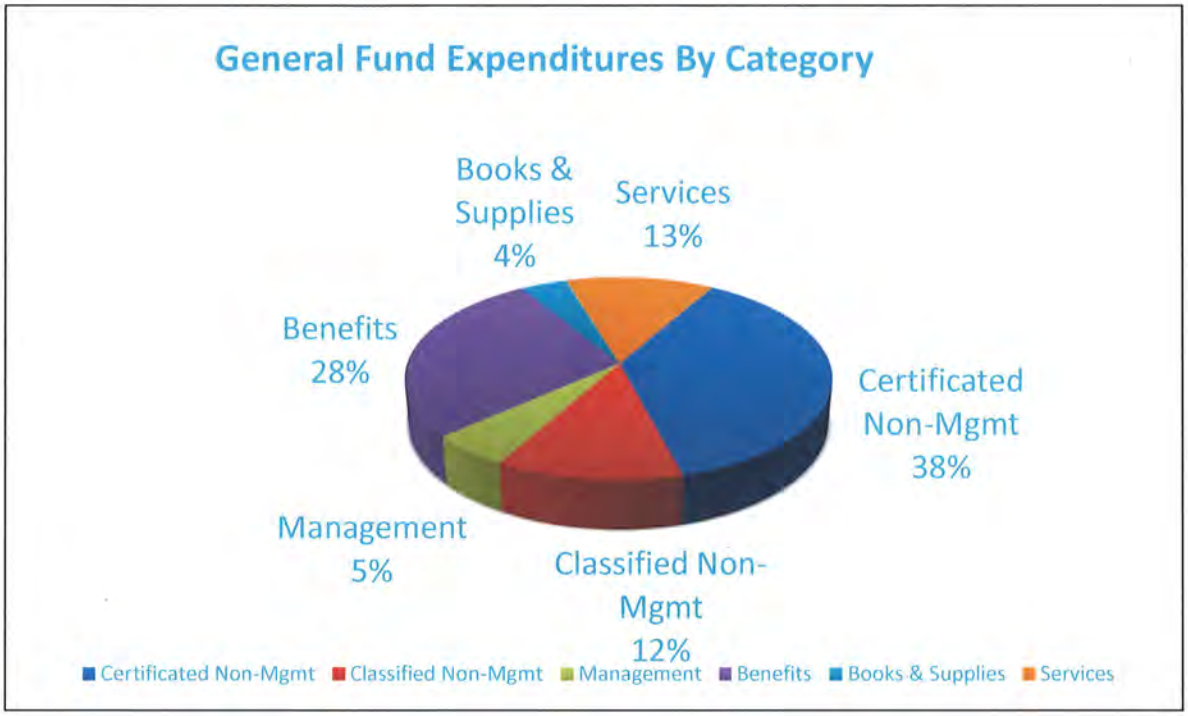

Function codes describe the activities or services performed to accomplish one or more objectives, or the activity for which a service or a material object is acquired. All expenditures must be coded to a function.

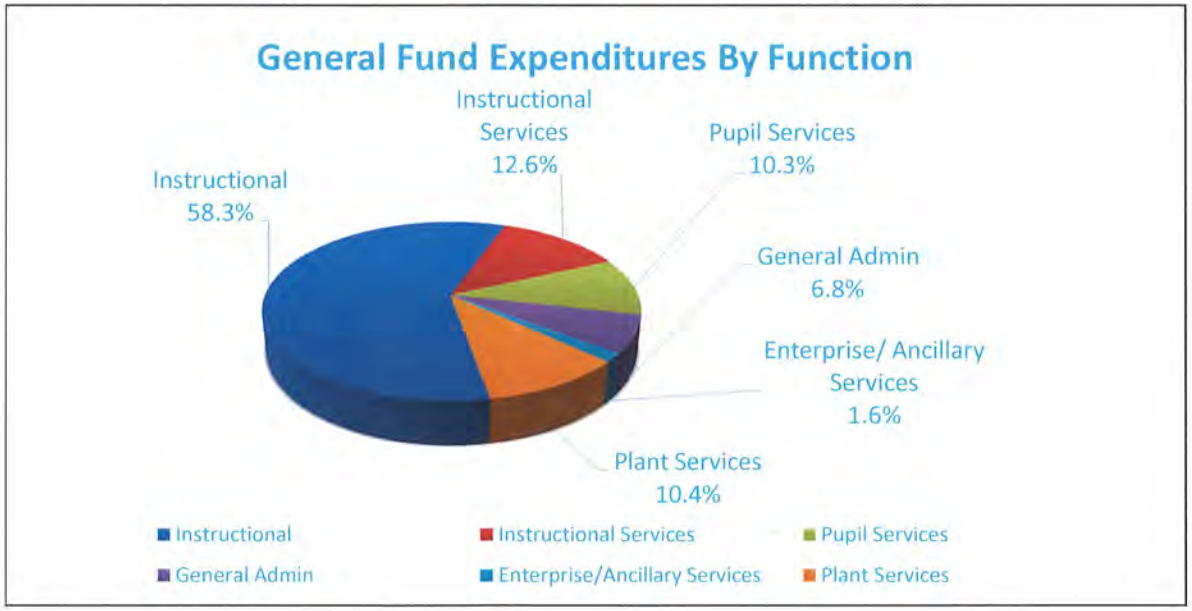

Contributions to Restricted

Contribution to restricted programs are required when the revenues for a given restricted resource are less than the expenditures necessary to operate the program. Contributions are also made to unrestricted, but designated, programs to ensure their services continue. These contributions to programs are referred to as "Augmentation" at SCCS. Special Education is the largest program that is augmented.

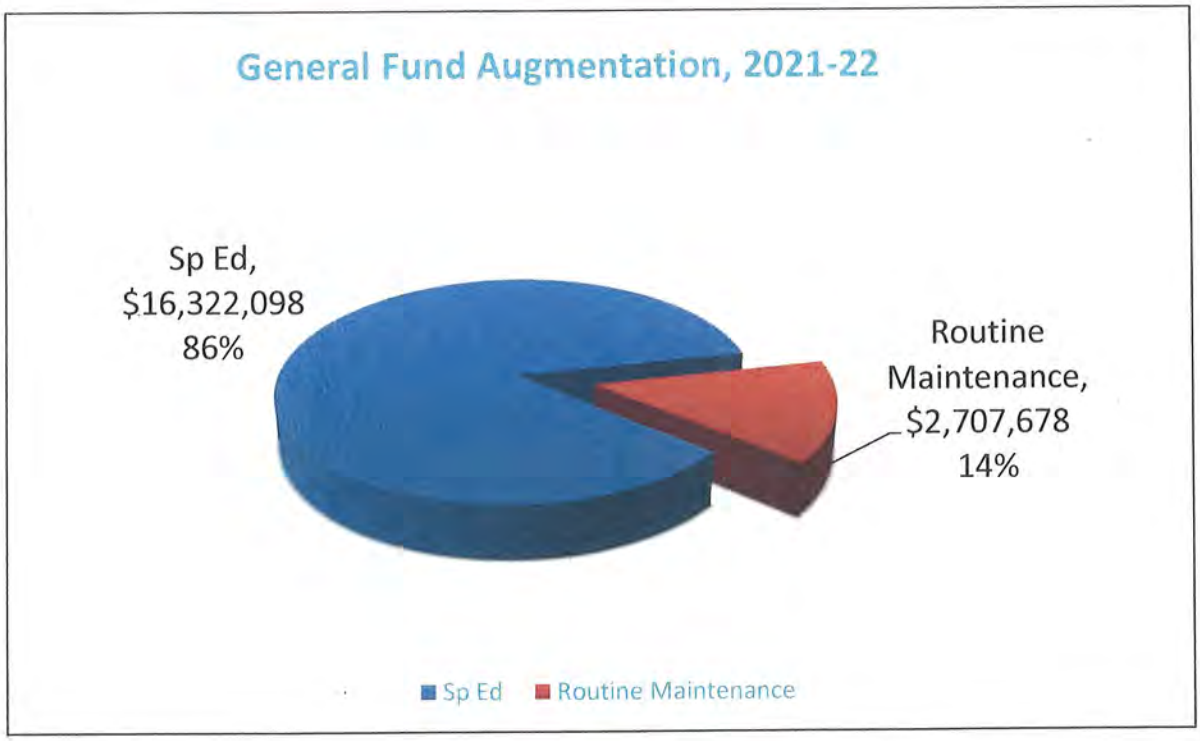

Interfund Transfer In and Out

Interfund transfers are made when money is moved between funds to support the activities of a specific fund. Included in the 2021-22 Budget are the following transfers:

Transfers In	
From Building Fund RDA	$2,500,000
Transfer Out	
To Cafeteria Fund	$300,000

Unrestricted Ending Fund Balance

The "unrestricted" Net Ending Balance is the single most watched characteristic of a district's fiscal health. SCCS is required to have a 3% minimum balance available to meet potential emergency needs. Ensuring that adequate balances are available at the end of the year is an important part of district fiscal management.

This chart reflects Santa Cruz City Schools' Unrestricted Ending Balance over a 12 year period. The components of the Fund Balance include the 3% required reserve and any designated amounts reserved for specific purposes.

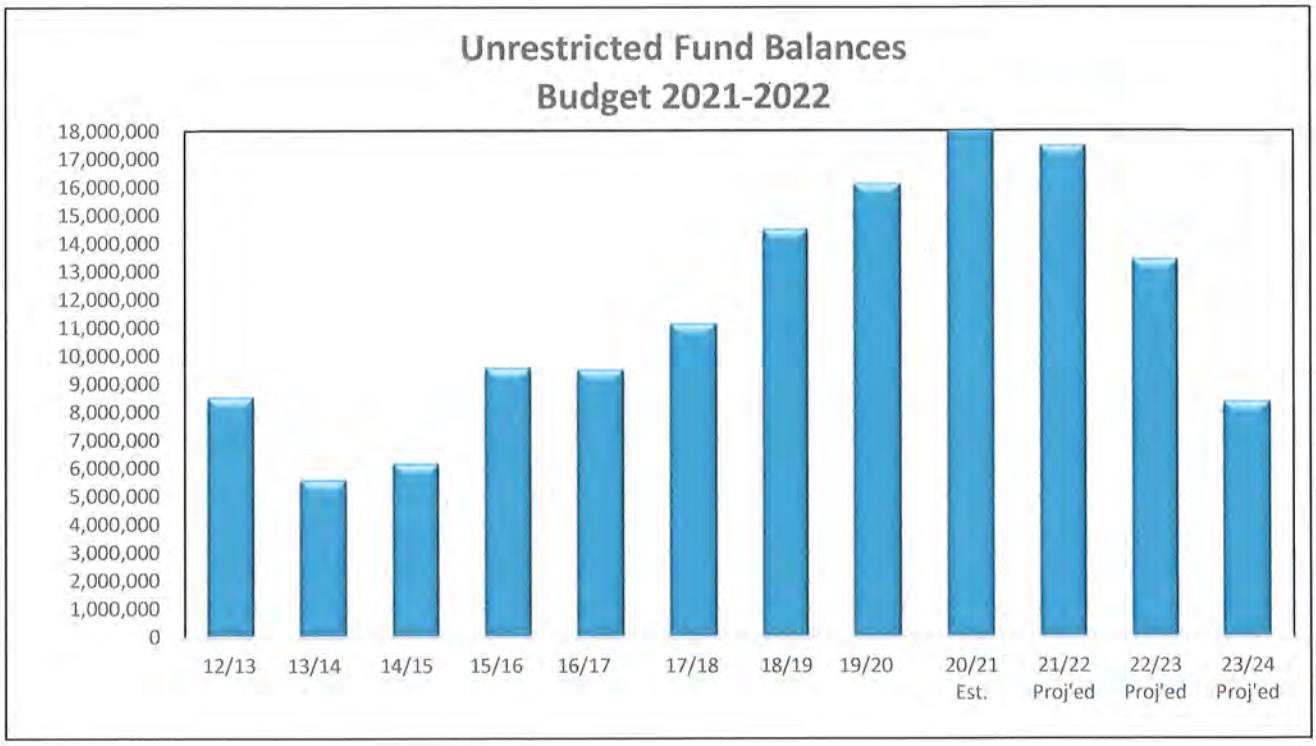

2005-06 was the first year that the Elementary District was Basic Aid. In 2009-10, the District received $3,500,000 in one-time Federal ARRA funding. In 2010-11, the District received $1,233,358 in one-time Federal JOBs-ARRA funding. The revenue for the JOBs-ARRA was held in reserve and was budgeted for teachers cost in FY 11/12. In 2015-16, the District received $3,469,656 in One-time Mandated Cost funds. In March 2020 COVID-19 hit the world, in FY 2020-21 the district received it's first round of Learning Loss Mitigation Funds(LLMF) of $4,798,436, it's second round of LLMF of $3,637,893 and it's third round of LLMF of $6,448,422. In FY 2021-22 the district is expected to receive $8,095,589 it's fourth round of LLMF.

% of Unrestricted Reserve

2012/13	12.66%	2018/19	4.66%	
2013/14	7.49%	2019/20	9.32%	
2014/15	9.19%	2020/21	5.16%	Est
2015/16	13.04%	2021/22	3.89%	Proj'ed
2016/17	11.99%	2022/23	5.61%	Proj'ed
2017/18	7.46%	2023/24	5.52%	Proj'ed

Santa Cruz City Schools
Bay View Elementary School
2021-2022 Budget Projections

	A	B	C	D	E	F	G	H	I	J
Funding Source	LCFF BASE Unrestricted	LCFF Supplemental	Measure U 0808	Total Unrestricted	Title I	Title II	ASES	SB86 Reopening Grants	Total Restricted	Total General Fund
Expenditures										
Certificated Salaries	1,488,177	98,042	271,651	1,857,870				98,610	98,610	1,956,480
Classified Salaries	311,027	86,278	43,793	441,098	35,786		77,381	48,000	161,167	602,265
Employee Benefits	811,641	93,067	147,070	1,051,778	3,898		51,459	34,522	89,879	1,141,657
Books and Supplies	15,879	71,838	5,000	92,717	39,584				39,584	132,301
Services, Other Operating Expenditures				-		18,500			18,500	18,500
Total Expenditures	**2,626,724**	**349,225**	**467,514**	**3,443,463**	**79,268**	**18,500**	**128,840**	**181,132**	**407,740**	**3,851,203**
Certificated FTE										
Teachers	15.000	1.000	1.166	17.166			-	1.000	1.000	18.166
Counselors			1.000	1.000	-	-	-	-	-	1.000
Library Media Teacher			1.000	1.000	-	-	-	-	-	1.000
Principal	1.000		-	1.000	-	-	-	-	-	1.000
Total Certificated FTE	**16.000**	**1.000**	**3.166**	**20.166**	**-**	**-**	**-**	**1.000**	**1.000**	**21.166**
Classified FTE										
Paraeducator Academic Intervention	0.4938			0.494	0.988			1.125	2.113	2.606
Paraeducator		0.750		0.750					-	0.750
Instructional Specialist - Life Lab			0.500	0.500					-	0.500
Library Media Assistants			0.500	0.500				-	-	0.500
Program / School Coordinators		0.750		0.750			0.625	-	0.625	1.375
School Administrative Asst IV	1.000			1.000				-	-	1.000
Paraeducator After School Programs				-			1.019		1.019	1.019
Office Assistant	0.4375			0.438				-	-	0.438
Health Office Assistant	0.375			0.375				-	-	0.375
Custodians	2.333			2.333	-	-	-	-	-	2.333
Playground Recess Coach	0.375			0.375					-	0.375
Behavior Techs PBIS	1.750	0.375		2.125					-	2.125
Yard Duty Monitors	0.8814			0.881	-	-	-	-	-	0.881
Total Classified FTE	**7.6460**	**1.875**	**1.000**	**10.521**	**0.988**	**-**	**1.644**	**1.125**	**3.756**	**14.277**
Total FTE	**23.646**	**2.875**	**4.166**	**30.687**	**0.988**	**-**	**1.644**	**2.125**	**4.756**	**35.443**

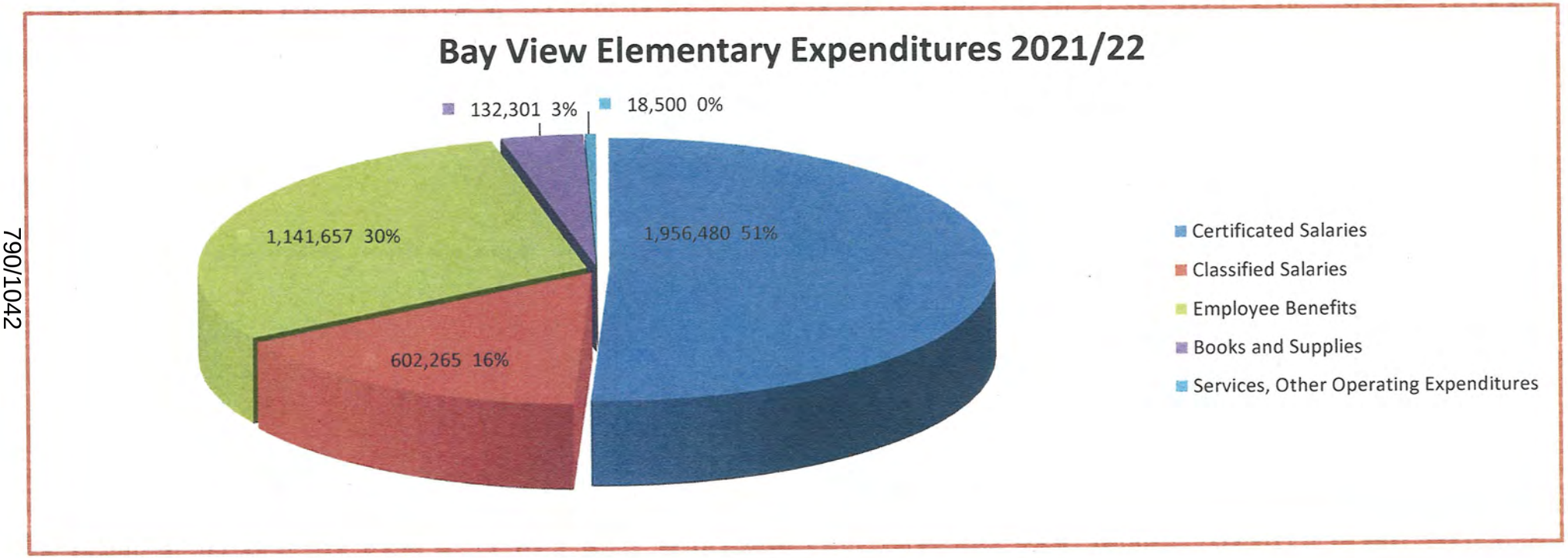
Bay View Elementary Expenditures 2021/22
132,301 3%
18,500 0%
1,141,657 30%
1,956,480 51%
602,265 16%
Certificated Salaries
Classified Salaries
Employee Benefits
Books and Supplies
Services, Other Operating Expenditures

Santa Cruz City Schools
Delaveaga Elementary School
2021/2022 Budget Projections

	A	B	C	D	E	F	G	H	I	J
Funding Source	LCFF BASE Unrestricted	LCFF Supplemental	Measure U 0808	Total Unrestricted	Title I	Title II	ASES	SB86 Reopening Grants	Total Restricted	Total General Fund
Expenditures										
Certificated Salaries	2,084,796	94,912	263,626	2,443,334				98,610	98,610	2,541,944
Classified Salaries	336,430	72,250	39,121	447,801	29,640			48,000	77,640	525,441
Employee Benefits	904,157	49,321	133,950	1,087,428	3,226			34,522	37,748	1,125,176
Books and Supplies	23,055	88,178	5,000	116,233	45,971				45,971	162,204
Services, Other Operating Expenditures				-		3,500			3,500	3,500
Total Expenditures	**3,348,438**	**304,661**	**441,697**	**4,094,796**	**78,837**	**3,500**	**-**	**181,132**	**263,469**	**4,358,265**
Certificated FTE										
Teachers	21.000	1.000	0.800	22.800			-	1.000	1.000	23.800
Counselors			1.000	1.000	-	-	-	-	-	1.000
Library Media Teacher			1.000	1.000	-	-	-	-	-	1.000
Principal	1.000		-	1.000	-	-	-	-	-	1.000
Total Certificated FTE	**22.000**	**1.000**	**2.800**	**25.800**	**-**	**-**	**-**	**1.000**	**1.000**	**26.800**
Classified FTE										
Paraeducator Academic Intervention	0.375	0.375		0.750	0.750			1.125	1.875	2.625
Paraeducator		0.375		0.375					-	0.375
Instructional Specialist - Life Lab			0.500	0.500					-	0.500
Library Media Assistants			0.500	0.500				-	-	0.500
Program / School Coordinators		0.750		0.750				-	-	0.750
School Administrative Asst IV	1.000			1.000				-	-	1.000
Paraeducator After School Programs				-					-	-
Office Assistant	0.4375			0.438				-	-	0.438
Health Office Assistant	0.375			0.375				-	-	0.375
Custodians	2.333			2.333	-	-	-	-	-	2.333
Playground Recess Coach	0.375			0.375					-	0.375
Behavior Techs PBIS	1.750	0.300		2.050					-	2.050
Yard Duty Monitors	1.814			1.814	-	-	-	-	-	1.814
Total Classified FTE	**8.4601**	**1.800**	**1.000**	**11.260**	**0.750**	**-**	**-**	**1.125**	**1.875**	**13.135**
Total FTE	**30.460**	**2.800**	**3.800**	**37.060**	**0.750**	**-**	**-**	**2.125**	**2.875**	**39.935**

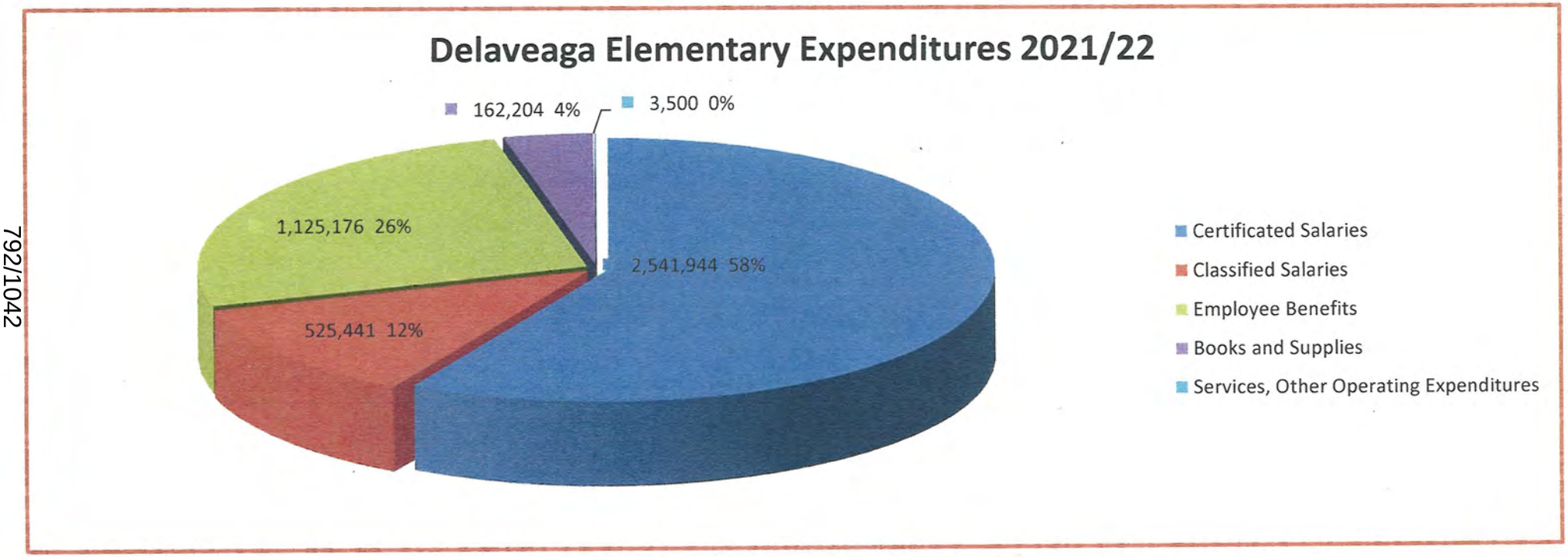
Delaveaga Elementary Expenditures 2021/22
162,204 4%
3,500 0%
1,125,176 26%
2,541,944 58%
525,441 12%
Certificated Salaries
Classified Salaries
Employee Benefits
Books and Supplies
Services, Other Operating Expenditures

Santa Cruz City Schools
Gault Elementary School
2021/2022 Budget Projections

	A	B	C	D	E	F	G	H	I	J
Funding Source	LCFF BASE Unrestricted	LCFF Supplemental	Measure U 0808	Total Unrestricted	Title I	Title II	ASES	SB86 Reopening Grants	Total Restricted	Total General Fund
Expenditures										
Certificated Salaries	1,171,689	96,822	306,981	1,575,492				98,903	98,903	1,674,395
Classified Salaries	265,724	120,184	38,054	423,962	25,597		70,705	48,000	144,302	568,264
Employee Benefits	553,219	103,239	164,289	820,747	2,786		12,004	34,404	49,194	869,941
Books and Supplies	14,054	90,842	5,000	109,896	60,416		27,941		88,357	198,253
Services, Other Operating Expenditures				-		3,500			3,500	3,500
Total Expenditures	**2,004,686**	**411,087**	**514,324**	**2,930,097**	**88,799**	**3,500**	**110,650**	**181,307**	**384,256**	**3,314,353**
Certificated FTE										
Teachers	13.000	1.000	1.434	15.434	-		-	1.000	1.000	16.434
Counselors	-		1.000	1.000	-	-	-	-	-	1.000
Library Media Teacher			1.000	1.000	-	-	-	-	-	1.000
Principal	1.000		-	1.000	-	-	-	-	-	1.000
Total Certificated FTE	**14.000**	**1.000**	**3.434**	**18.434**	**-**	**-**	**-**	**1.000**	**1.000**	**19.434**
Classified FTE										
Paraeducator Academic Intervention		0.375		0.375	0.675			1.125	1.800	2.175
Paraeducator		0.375		0.375	0.188				0.188	0.563
Instructional Specialist - Life Lab			0.500	0.500					-	0.500
Library Media Assistants			0.500	0.500				-	-	0.500
Program / School Coordinators		0.750		0.750			0.431	-	0.431	1.181
School Administrative Asst IV	1.000			1.000				-	-	1.000
Paraeducator After School Programs				-			1.463		1.463	1.463
Office Assistant	0.4375			0.438				-	-	0.438
Health Office Assistant	0.375			0.375				-	-	0.375
Custodians	2.000			2.000	-	-	-	-	-	2.000
Playground Recess Coach	0.375			0.375					-	0.375
Behavior Techs PBIS	1.750	0.750		2.500					-	2.500
Yard Duty Monitors	0.213			0.213		-	-	-	-	0.213
Total Classified FTE	**6.150**	**2.250**	**1.000**	**9.400**	**0.863**	**-**	**1.893**	**1.125**	**3.881**	**13.281**
Total FTE	**20.150**	**3.250**	**4.434**	**27.834**	**0.863**	**-**	**1.893**	**2.125**	**4.881**	**32.715**

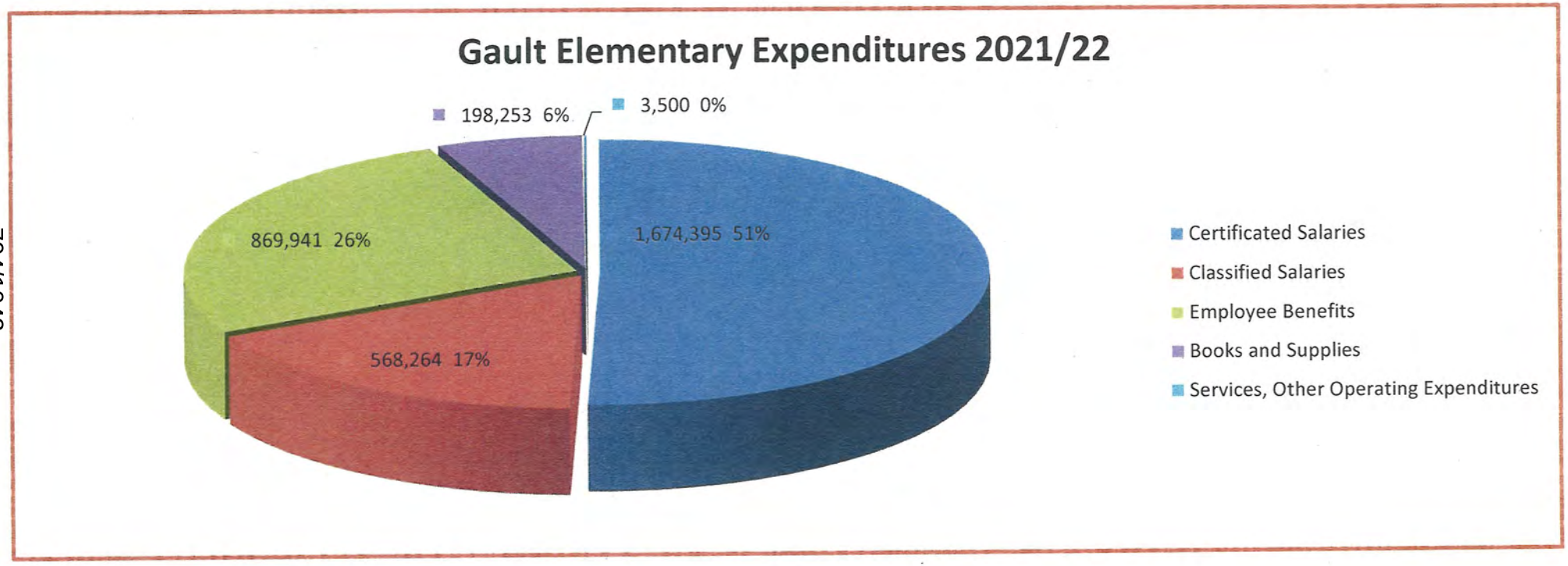
Gault Elementary Expenditures 2021/22
198,253 6%
3,500 0%
869,941 26%
1,674,395 51%
568,264 17%
Certificated Salaries
Classified Salaries
Employee Benefits
Books and Supplies
Services, Other Operating Expenditures

Santa Cruz City Schools
Westlake Elementary School
2021/2022 Budget Projections

	A	B	C	D	E	F	G	H	I	J
Funding Source	**LCFF BASE Unrestricted**	**LCFF Supplemental**	**Measure U 0808**	**Total Unrestricted**	**Title I**	**Title II**	**ASES**	**SB86 Reopening Grants**	**Total Restricted**	**Total General Fund**
Expenditures										
Certificated Salaries	1,978,929	91,384	299,654	2,369,967				98,610	98,610	2,468,577
Classified Salaries	337,558	68,420	45,198	451,176				48,000	48,000	499,176
Employee Benefits	899,946	36,295	146,989	1,083,230				34,522	34,522	1,117,752
Books and Supplies	22,562	(8,893)	5,000	18,669					-	18,669
Services, Other Operating Expenditures				-		11,500			11,500	11,500
Total Expenditures	**3,238,995**	**187,206**	**496,841**	**3,923,042**	**-**	**11,500**	**-**	**181,132**	**192,632**	**4,115,674**
Certificated FTE										
Teachers	20.000	1.000	1.300	22.300			-	1.000	1.000	23.300
Counselors	-		1.000	1.000	-	-	-	-	-	1.000
Library Media Teacher			1.000	1.000	-	-	-	-	-	1.000
Principal	1.000		-	1.000	-	-	-	-	-	1.000
Total Certificated FTE	**21.000**	**1.000**	**3.300**	**25.300**	**-**	**-**	**-**	**1.000**	**1.000**	**26.300**
Classified FTE										
Paraeducator Academic Intervention		0.750		0.750				1.125	1.125	1.875
Paraeducator	-	-		-					-	-
Instructional Specialist - Life Lab			0.500	0.500					-	0.500
Library Media Assistants			0.500	0.500				-	-	0.500
Program / School Coordinators				-				-	-	-
School Administrative Asst IV	1.000			1.000				-	-	1.000
Paraeducator After School Programs				-					-	-
Office Assistant	1.000			1.000				-	-	1.000
Health Office Assistant	0.375			0.375				-	-	0.375
Custodians	2.3335			2.334	-	-	-	-	-	2.334
Playground Recess Coach	0.375			0.375					-	0.375
Behavior Techs PBIS	1.750	0.375		2.125					-	2.125
Yard Duty Monitors	0.7871			0.787	-	-	-	-	-	0.787
Total Classified FTE	**7.621**	**1.125**	**1.000**	**9.746**	**-**	**-**	**-**	**1.125**	**1.125**	**10.871**
Total FTE	**28.621**	**2.125**	**4.300**	**35.046**	**-**	**-**	**-**	**2.125**	**2.125**	**37.171**

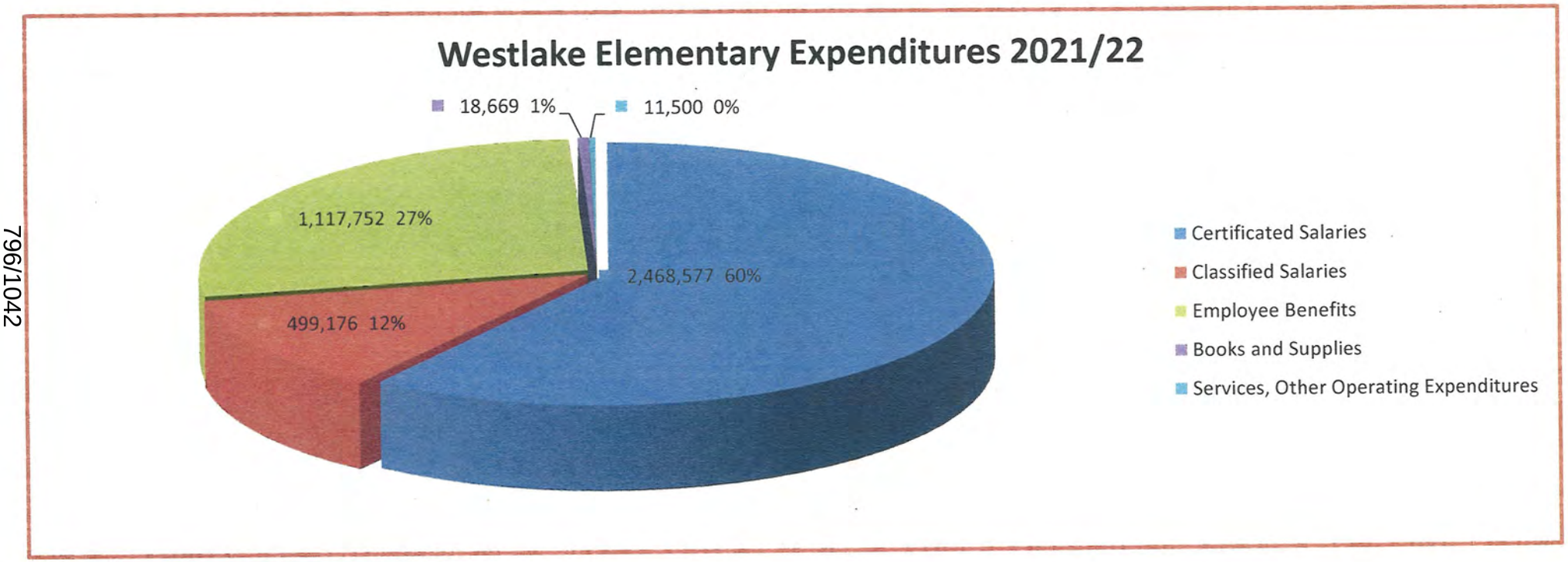
Westlake Elementary Expenditures 2021/22
18,669 1%
11,500 0%
1,117,752 27%
2,468,577 60%
499,176 12%
Certificated Salaries
Classified Salaries
Employee Benefits
Books and Supplies
Services, Other Operating Expenditures

Santa Cruz City Schools
Branciforte Middle School
2021/2022 Budget Projections

	A	B	C	D	E	F	G	H	I
Funding Source	LCFF BASE Unrestricted	LCFF Supplemental	Measure U 0808	Total Unrestricted	Title I	Title II	SB86 Reopening Grants	Total Restricted	Total General Fund
Expenditures									
Certificated Salaries	1,591,975	209,109	252,732	2,053,816	43,531		125,784	169,315	2,223,131
Classified Salaries	272,179	58,243	80,465	410,887	24,702		72,395	97,097	507,984
Employee Benefits	760,384	89,748	123,011	973,143	14,889		83,979	98,868	1,072,011
Books and Supplies	22,881	47,364	24,399	94,644	2,595			2,595	97,239
Services, Other Operating Expenditures			4,000	4,000			-	-	4,000
Total Expenditures	**2,647,419**	**404,464**	**484,607**	**3,536,490**	**85,717**	**-**	**282,158**	**367,875**	**3,904,365**
Certificated FTE									
Teachers	15.800	2.090	0.600	18.490	0.400		2.000	2.400	20.890
Counselors		0.200	1.200	1.400	0.200	-	-	0.200	1.600
Library Media Teacher			1.000	1.000	-	-	-	-	1.000
Principal & Assistant Principal	2.000			2.000	-	-	-	-	2.000
Total Certificated FTE	**17.800**	**2.290**	**2.800**	**22.890**	**0.600**	**-**	**2.000**	**2.600**	**25.490**
Classified FTE									
Paraeducator Academic Intervention				-				-	-
Paraeducator		0.500		0.500	0.950			0.950	1.450
Library Media Assistants			0.875	0.875				-	0.875
Program / School Coordinators		1.000	0.450	1.450				-	1.450
School Administrative Asst IV	1.000			1.000				-	1.000
School Administrative Asst II	0.625			0.625				-	0.625
Paraeducator After School Programs		-		-				-	-
Social Emotional MFT							1.000		
Attendance Technician	0.500			0.500				-	0.500
Health Office Assistant	0.375			0.375				-	0.375
Custodians	2.000			2.000	-	-	-	-	2.000
Campus Safety Supervisors	1.000			1.000				-	1.000
Total Classified FTE	**5.500**	**1.500**	**1.325**	**8.325**	**0.950**	**-**	**1.000**	**0.950**	**9.275**
Total FTE	**23.300**	**3.790**	**4.125**	**31.215**	**1.550**	**-**	**3.000**	**3.550**	**34.765**

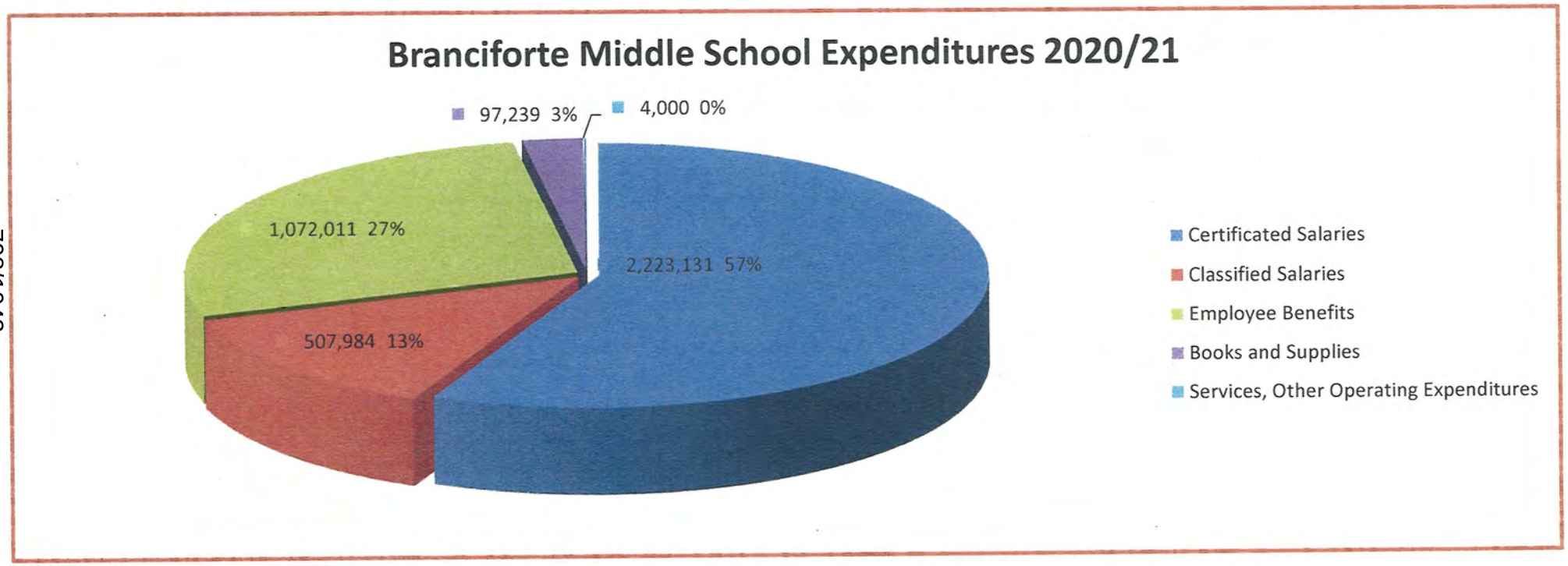
Branciforte Middle School Expenditures 2020/21
97,239 3%
4,000 0%
1,072,011 27%
2,223,131 57%
507,984 13%
Certificated Salaries
Classified Salaries
Employee Benefits
Books and Supplies
Services, Other Operating Expenditures

Santa Cruz City Schools
Mission Hill Middle School
2021/2022 Budget Projections

	A	B	C	D	E	F	G	H	I
Funding Source	LCFF BASE Unrestricted	LCFF Supplemental	Measure U 0808	Total Unrestricted	Title I	Title II	SB86 Reopening Grants	Total Restricted	Total General Fund
Expenditures									
Certificated Salaries	1,992,186	180,655	294,436	2,467,277	15,501		164,120	179,621	2,646,898
Classified Salaries	246,458	70,492	66,345	383,295	37,564		72,395	109,959	493,254
Employee Benefits	839,961	114,717	145,963	1,100,641	16,918		104,117	121,035	1,221,676
Books and Supplies	27,497	72,154	26,467	126,118	18,899			18,899	145,017
Services, Other Operating Expenditures			4,000	4,000				-	4,000
Total Expenditures	**3,106,102**	**438,018**	**537,211**	**4,081,331**	**88,882**	**-**	**340,632**	**429,514**	**4,510,845**
Certificated FTE									
Teachers	20.200	2.400	0.800	23.400	0.200		2.000	2.200	25.600
Counselors		0.300	1.200	1.500		-	-	-	1.500
Library Media Teacher			1.000	1.000	-	-	-	-	1.000
Principal & Assistant Principal	2.000			2.000	-	-	-	-	2.000
Total Certificated FTE	**22.200**	**2.700**	**3.000**	**27.900**	**0.200**	**-**	**2.000**	**2.200**	**30.100**
Classified FTE									
Paraeducator Academic Intervention				-				-	-
Paraeducator				-				-	-
Library Media Assistants			0.875	0.875				-	0.875
Program / School Coordinators		1.050		1.050	0.150			0.150	1.200
School Administrative Asst IV	1.000			1.000				-	1.000
School Administrative Asst II	0.750			0.750				-	0.750
Paraeducator After School Programs		0.500	0.250	0.750				-	0.750
Social Emotional MFT							1.000		
Attendance Technician	0.750	0.250		1.000				-	1.000
Health Office Assistant	0.375			0.375				-	0.375
Custodians	2.000			2.000	-	-	-	-	2.000
Campus Safety Supervisors	1.000			1.000				-	1.000
Total Classified FTE	**5.875**	**1.800**	**1.125**	**8.800**	**0.150**	**-**	**1.000**	**0.150**	**8.950**
Total FTE	**28.075**	**4.500**	**4.125**	**36.700**	**0.350**	**-**	**3.000**	**2.350**	**39.050**

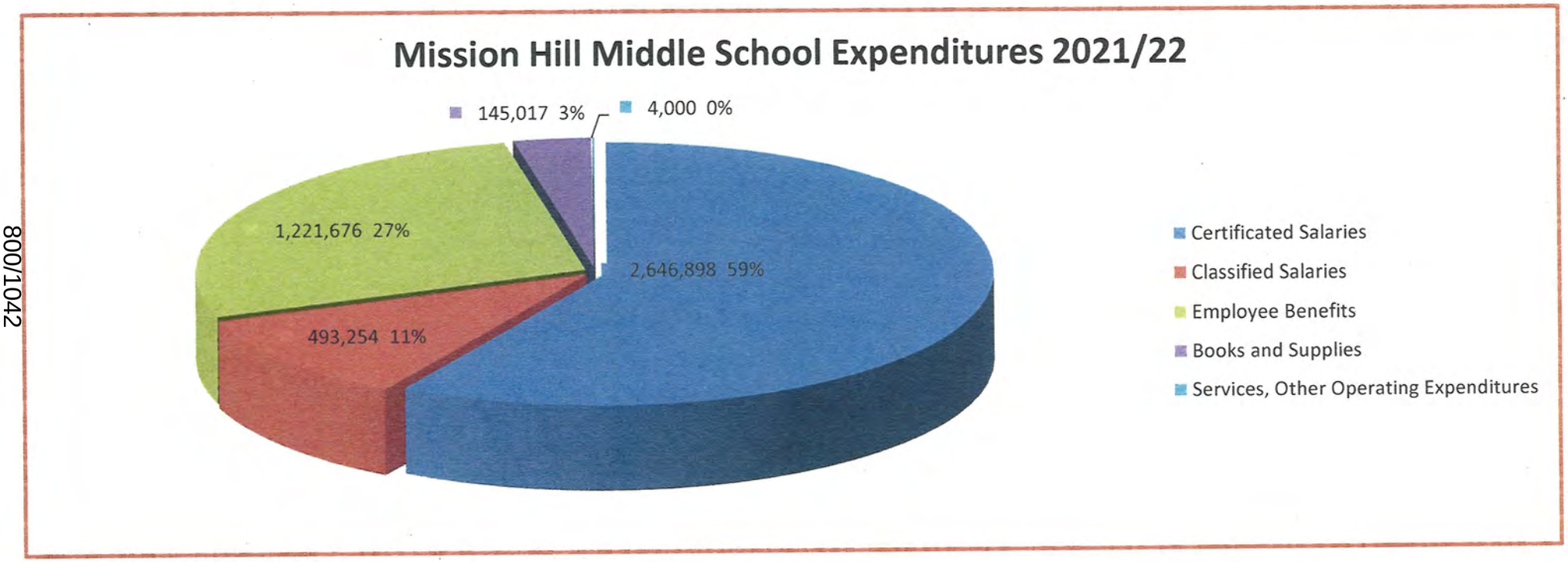
Mission Hill Middle School Expenditures 2021/22
145,017 3%
4,000 0%
1,221,676 27%
2,646,898 59%
493,254 11%
Certificated Salaries
Classified Salaries
Employee Benefits
Books and Supplies
Services, Other Operating Expenditures

Santa Cruz City Schools
Harbor High School
2021/22 Budget Projections

	A	B	C	D	E	F	G	H	I	J	K
Funding Source	LCFF Base Unrestricted	LCFF Supplemental	Measure T 0809	Total Unrestricted	Title I	Perkins CTE	Restricted Lottery	SB 86 Reopening Grants	Career Technical Education	Total Restricted	Total LCFF Base
Expenditures											
Certificated Salaries	3,382,039	237,046	773,179	4,392,264	104,334			266,659	17,589	388,582	4,780,846
Classified Salaries	536,468	41,854	209,464	787,786	8,188			100,395		108,583	896,369
Employee Benefits	1,621,182	113,830	317,946	2,052,958	39,371			136,523	7,253	183,147	2,236,105
Books and Supplies	68,261	224,213	70,204	362,678	82,570	27,079			200	109,849	472,527
Services, Other Operating Expenditures	10,500	21,283	46,800	78,583						-	78,583
Capital Outlay				-							-
Total Expenditures	**5,618,450**	**638,226**	**1,417,593**	**7,674,269**	**234,463**	**27,079**	**-**	**503,577**	**25,042**	**790,161**	**8,464,430**
Certificated FTE											
Teachers	36.000	2.800	4.800	43.600	1.400		-	3.600	0.200	5.200	48.800
Counselors			3.000	3.000	-	-	-	-	-	-	3.000
Library Media Teacher			1.000	1.000	-	-	-	-	-	-	1.000
Principal & Assistant Principals	3.000			3.000	-	-	-	-	-	-	3.000
Total Certificated FTE	**39.000**	**2.800**	**8.800**	**50.600**	**1.400**	**-**	**-**	**3.600**	**0.200**	**5.200**	**55.800**
Classified FTE											
Theater Technician			0.150	0.150				-		-	0.150
Paraeducators Academic Intervention					0.450			0.875			
Program / School Coordinators		1.000		1.000	0.056			-		0.056	1.056
Social Emotional MFT								1.000		1.000	
Counseling Secretary			1.000								
Library Media Assistant			0.438	0.438				-		-	0.438
Textbook Media Assistant			0.438	0.438				-		-	0.438
School Administrative Asst II	0.750			0.750				-		-	0.750
School Administrative Asst III	1.000			1.000				-		-	1.000
School Administrative Asst IV	1.000			1.000				-		-	1.000
Site Accounting Technician	0.625			0.625							0.625
Attendance Technician	1.000			1.000				-		-	1.000
Health Office Assistant	0.375			0.375				-		-	0.375
Custodians	4.900			4.900	-	-	-	-	-	-	4.900
Campus Safety Supervisors	2.000			2.000						-	2.000
Total Classified FTE	**11.650**	**1.000**	**2.025**	**14.675**	**0.506**	**-**	**-**	**1.875**	**-**	**1.056**	**13.731**
Total FTE	**50.650**	**3.800**	**10.825**	**65.275**	**1.906**	**-**	**-**	**5.475**	**0.200**	**6.256**	**69.531**

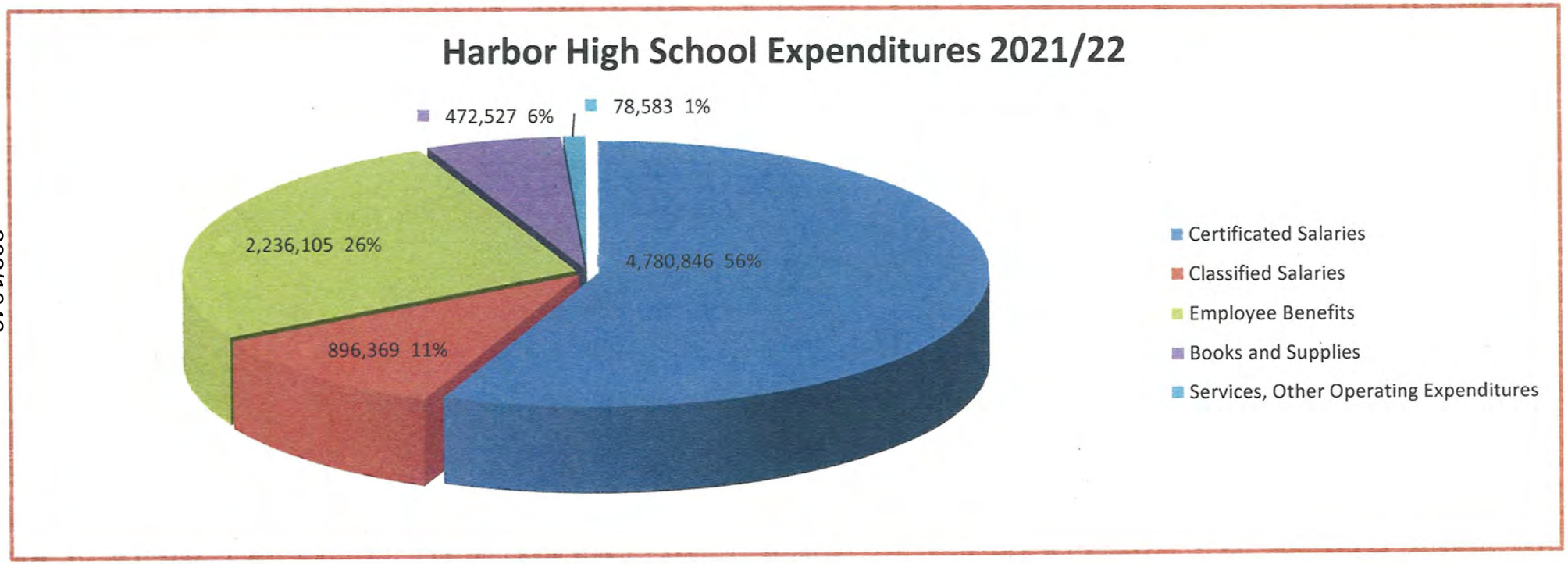
Harbor High School Expenditures 2021/22
472,527 6%
78,583 1%
2,236,105 26%
4,780,846 56%
896,369 11%
Certificated Salaries
Classified Salaries
Employee Benefits
Books and Supplies
Services, Other Operating Expenditures

Santa Cruz City Schools
Santa Cruz High School
2021/22 Budget Projections

	A	B	C	D	E	F	G	H	I	J	K
Funding Source	LCFF BASE Unrestricted	LCFF Supplemental	Measure T 0809	Total Unrestricted	Title II	Perkins CTE	Restricted Lottery	SB 86 Reopneing Grants	Career Technical Education Grant	Total Restricted	Total General Fund
Expenditures											
Certificated Salaries	3,626,645	242,543	574,879	4,444,067				274,100	35,179	309,279	4,753,346
Classified Salaries	558,662	35,507	198,094	792,263				100,395		100,395	892,658
Employee Benefits	1,689,642	111,443	282,431	2,083,516				146,883	14,505	161,388	2,244,904
Books and Supplies	72,188	109,453	56,916	238,557						-	238,557
Services, Other Operating Expenditures	7,500	21,283	100,085	128,868	10,000	18,617			400	29,017	157,885
Capital Outlay				-							-
Total Expenditures	**5,954,637**	**520,229**	**1,212,405**	**7,687,271**	**10,000**	**18,617**	**-**	**521,378**	**50,084**	**600,079**	**8,287,350**
Certificated FTE											
Teachers	38.690	2.580	2.490	43.760			-	3.100	0.400	3.500	47.260
Counselors	-		3.000	3.000		-	-	-	-	-	3.000
Library Media Teacher			1.000	1.000	-	-	-	-	-	-	1.000
Principal & Assistant Principals	3.000			3.000	-	-	-	-	-	-	3.000
Total Certificated FTE	**41.690**	**2.580**	**6.490**	**50.760**	**-**	**-**	**-**	**3.100**	**0.400**	**3.500**	**54.260**
Classified FTE											
Program / School Coordinators		1.000		1.000				-		-	1.000
Library Media Assistant			0.438	0.438				-		-	0.438
Textbook Media Assistant			0.438	0.438				-		-	0.438
School Administrative Asst II	0.750			0.750				-		-	0.750
School Administrative Asst III	1.000		1.000	2.000				-		-	2.000
School Administrative Asst IV	1.000			1.000				-		-	1.000
Site Accounting Technician	0.625			0.625						-	0.625
Paraeducator Academic Intervention								0.875			
Social Emotional MFT				-				1.000		1.000	1.000
Attendance Technician	1.000			1.000				-		-	1.000
Health Office Assistant	0.375			0.375				-		-	0.375
Custodians	4.900			4.900	-	-	-	-	-	-	4.900
Campus Safety Supervisors	2.000			2.000						-	2.000
Total Classified FTE	**11.650**	**1.000**	**1.875**	**14.525**	**-**	**-**	**-**	**1.875**	**-**	**1.000**	**15.525**
Total FTE	**53.340**	**3.580**	**8.365**	**65.285**	**-**	**-**	**-**	**4.975**	**0.400**	**4.500**	**69.785**

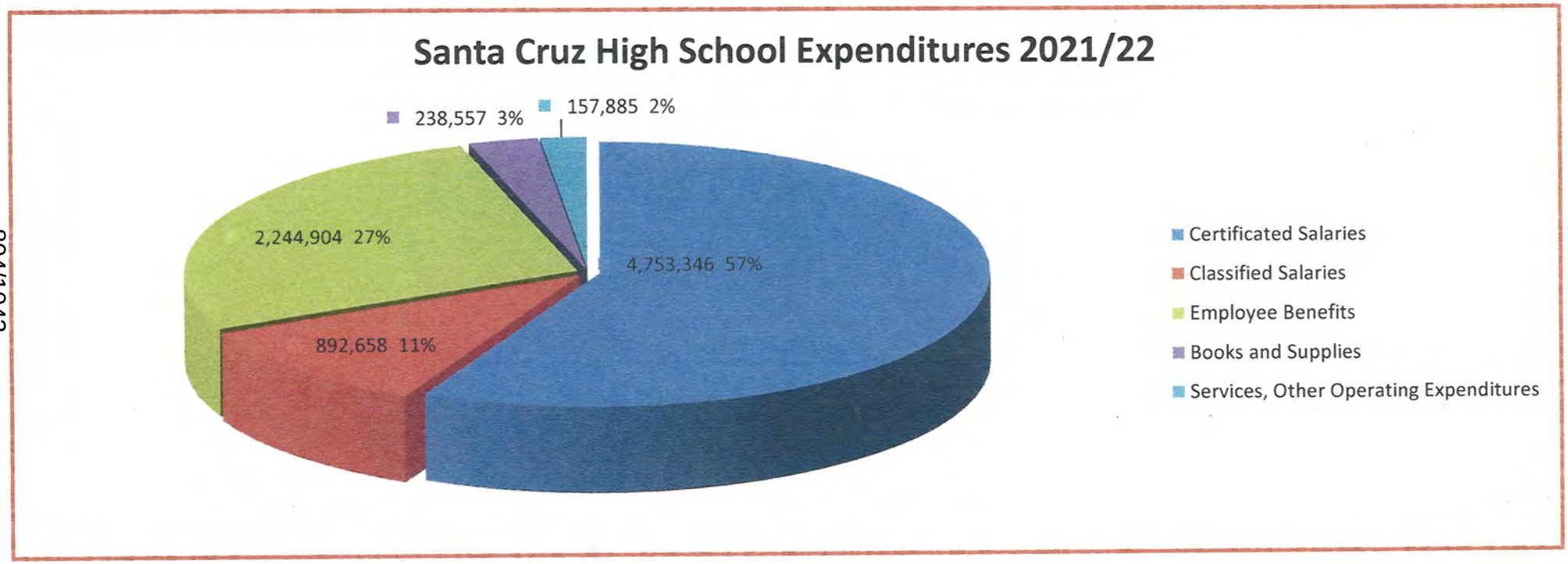
Santa Cruz High School Expenditures 2021/22
238,557 3%
157,885 2%
2,244,904 27%
4,753,346 57%
892,658 11%
Certificated Salaries
Classified Salaries
Employee Benefits
Books and Supplies
Services, Other Operating Expenditures

Santa Cruz City Schools
Soquel High School
2021/22 Budget Projections

	A	B	C	D	E	F	G	H	I	J	K
Funding Source	LCFF Base Unrestricted	LCFF Supplemental	Measure T 0809	Total Unrestricted	Title II	Perkins CTE	Restricted Lottery	SB 86 Reopening Grants	Career Technical Education	Total Restricted	Total General Fund
Expenditures											
Certificated Salaries	3,979,346	187,189	879,265	5,045,800				206,645	18,639	225,284	5,271,084
Classified Salaries	545,014	33,483	198,690	777,187				100,395		100,395	877,582
Employee Benefits	1,889,717	113,127	366,345	2,369,189				115,567	7,480	123,047	2,492,236
Books and Supplies	58,912	48,350	67,500	174,762		22,002			200	22,202	196,964
Services, Other Operating Expenditures	7,500	21,283	110,281	139,064	10,000					10,000	149,064
Capital Outlay			3,131	3,131							3,131
Total Expenditures	**6,480,489**	**403,432**	**1,625,212**	**8,509,133**	**10,000**	**22,002**	**-**	**422,607**	**26,319**	**480,928**	**8,990,061**
Certificated FTE											
Teachers	35.200	2.000	4.800	42.000			-	3.100	0.200	3.100	45.100
Counselors		0.600	3.000	3.600		-	-	-	-	-	3.600
Library Media Teacher			1.000	1.000	-	-	-	-	-	-	1.000
Principal & Assistant Principals	3.000			3.000	-	-	-	-	-	-	3.000
Total Certificated FTE	**38.200**	**2.600**	**8.800**	**49.600**	**-**	**-**	**-**	**3.100**	**0.200**	**3.100**	**52.700**
Classified FTE											
Program / School Coordinators		1.000		1.000				-		-	1.000
Library Media Assistant			0.438	0.438				-		-	0.438
Textbook Media Assistant			0.438	0.438				-		-	0.438
School Administrative Asst II	0.750			0.750				-		-	0.750
School Administrative Asst III	1.000		1.000	2.000				-		-	2.000
School Administrative Asst IV	1.000			1.000				-		-	1.000
Site Accounting Technician	0.625			0.625						-	0.625
Social Emotional MTF								0.875		0.875	
Attendance Technician	1.000			1.000				-		-	1.000
Health Office Assistant	0.813			0.813				-		-	0.813
Custodians	4.400			4.400	-	-	-	-	-	-	4.400
Campus Safety Supervisors	2.000			2.000						-	2.000
Total Classified FTE	**11.588**	**1.000**	**1.875**	**14.463**	**-**	**-**	**-**	**0.875**	**-**	**0.875**	**14.463**
Total FTE	**49.788**	**3.600**	**10.675**	**64.063**	**-**	**-**	**-**	**3.975**	**0.200**	**3.975**	**67.163**

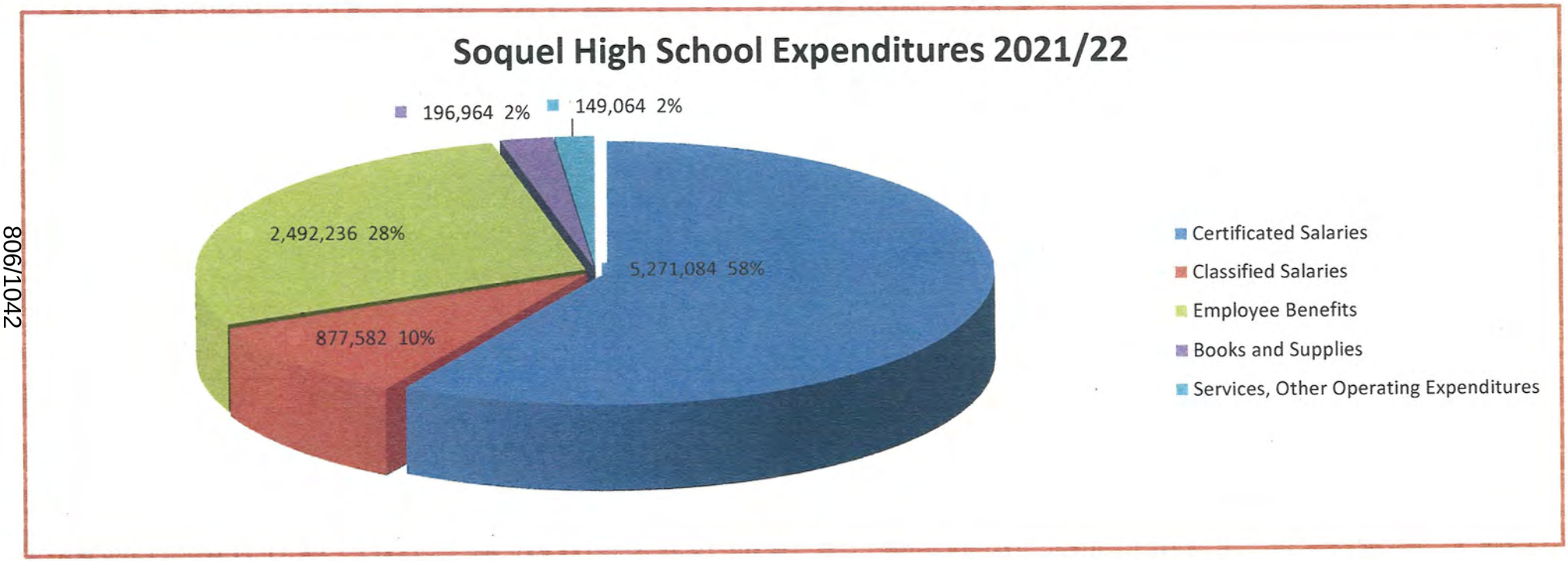
Soquel High School Expenditures 2021/22
196,964 2%
149,064 2%
2,492,236 28%
5,271,084 58%
877,582 10%
Certificated Salaries
Classified Salaries
Employee Benefits
Books and Supplies
Services, Other Operating Expenditures

Santa Cruz City Schools
Monarch Elementary School
2021/2022 Budget Projections

	A	B	C	D	E	F	G	H	I	J
Funding Source	LCFF BASE Unrestricted	LCFF Supplemental	Measure U 0808	Total Unrestricted	Title I	Title II	ASES	SB86 Reopening Grants	Total Restricted	Total General Fund
Expenditures										
Certificated Salaries	402,131	17,809		419,940				35,844	35,844	455,784
Classified Salaries		45,605	5,000	50,605				14,177	14,177	64,782
Employee Benefits	162,079	8,808	545	171,432				12,058	12,058	183,490
Books and Supplies	4,620	48,923		53,543					-	53,543
Services, Other Operating Expenditures				-		2,700			2,700	2,700
Total Expenditures	**568,830**	**121,145**	**5,545**	**695,520**	**-**	**2,700**	**-**	**62,079**	**64,779**	**760,299**
Certificated FTE										
Teachers	6.000			6.000			-	-	-	6.000
Counselors	0.200	0.200		0.400	-	-	-	0.400	0.400	0.800
Library Media Teacher				-	-	-	-	-	-	-
Principal				-	-	-	-	-	-	-
Total Certificated FTE	**6.200**	**0.200**	**-**	**6.400**	**-**	**-**	**-**	**0.400**	**0.400**	**6.800**
Classified FTE										
Paraeducator Academic Intervention				-				0.375	0.375	0.375
Paraeducator		0.4625		0.463				-	-	0.463
Instructional Specialist - Life Lab				-					-	-
Library Media Assistants				-				-	-	-
Program / School Coordinators		0.4625		0.463				-	-	0.463
School Administrative Asst IV				-				-	-	-
Paraeducator After School Programs				-					-	-
Office Assistant				-				-	-	-
Health Office Assistant				-				-	-	-
Custodians				-	-	-	-	-	-	-
Playground Recess Coach				-					-	-
Behavior Techs PBIS				-					-	-
Yard Duty Monitors				-	-	-	-	-	-	-
Total Classified FTE	**-**	**0.925**	**-**	**0.925**	**-**	**-**	**-**	**0.375**	**0.375**	**1.300**
Total FTE	**6.200**	**1.125**	**-**	**7.325**	**-**	**-**	**-**	**0.775**	**0.775**	**8.100**

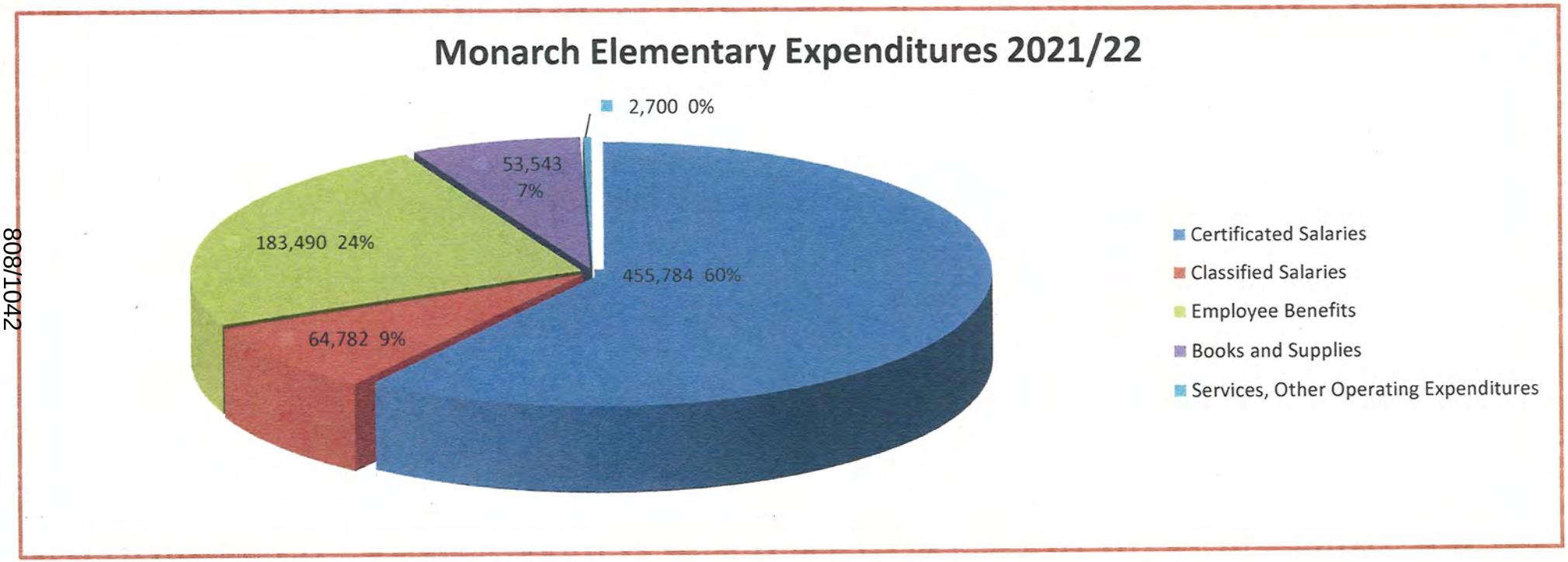
Monarch Elementary Expenditures 2021/22
2,700 0%
53,543 7%
183,490 24%
455,784 60%
64,782 9%
Certificated Salaries
Classified Salaries
Employee Benefits
Books and Supplies
Services, Other Operating Expenditures

Santa Cruz City Schools
Costanoa Continuation School
2021/22 Budget Projections

	A	B	C	D	E	F	G	H	I
Funding Source	LCFF BASE Unrestricted	LCFF Supplemental	Measure T 0809	Total Unrestricted	Title I	CSI Grant	SB 86 Reopening Grants	Total Restricted	Total General Fund
Expenditures									
Certificated Salaries	326,297	59,257	48,848	434,402	7,906	58,324		66,230	500,632
Classified Salaries				-	20,700		32,099	52,799	52,799
Employee Benefits	133,061	9,815	17,733	160,609	4,135	21,294	15,238	40,667	201,276
Books and Supplies	3,505	26,529	2,800	32,834	9,220			9,220	42,054
Services, Other Operating Expenditures		10,642		10,642				-	10,642
Capital Outlay	-	-	-	-	-	-	-	-	-
Total Expenditures	**462,863**	**106,243**	**69,381**	**638,487**	**41,961**	**79,618**	**47,337**	**168,916**	**807,403**
Certificated FTE									
Teachers	4.200	0.600	0.600	5.400	0.100	0.800	-	0.900	6.300
Counselors				-	-	-	-	-	-
Library Media Teacher				-	-	-	-	-	-
Principal				-	-	-	-	-	-
Total Certificated FTE	**4.200**	**0.600**	**0.600**	**5.400**	**0.100**	**0.800**	**-**	**0.900**	**6.300**
Classified FTE									
Paraeducator Academic Intervention				-	0.375		0.438	0.813	0.813
Paraeducator				-	0.113		-	0.113	0.113
Instructional Specialist - Life Lab				-				-	-
Library Media Assistants				-			-	-	-
Program / School Coordinators				-			-	-	-
School Administrative Asst IV				-			-	-	-
Paraeducator After School Programs				-				-	-
Office Assistant				-			-	-	-
Health Office Assistant				-			-	-	-
Custodians				-	-	-	-	-	-
Playground Recess Coach				-				-	-
Behavior Techs PBIS				-				-	-
Yard Duty Monitors				-	-	-	-	-	-
Total Classified FTE	**-**	**-**	**-**	**-**	**0.488**	**-**	**0.438**	**0.925**	**0.925**
Total FTE	**4.200**	**0.600**	**0.600**	**5.400**	**0.588**	**0.800**	**0.438**	**1.825**	**7.225**

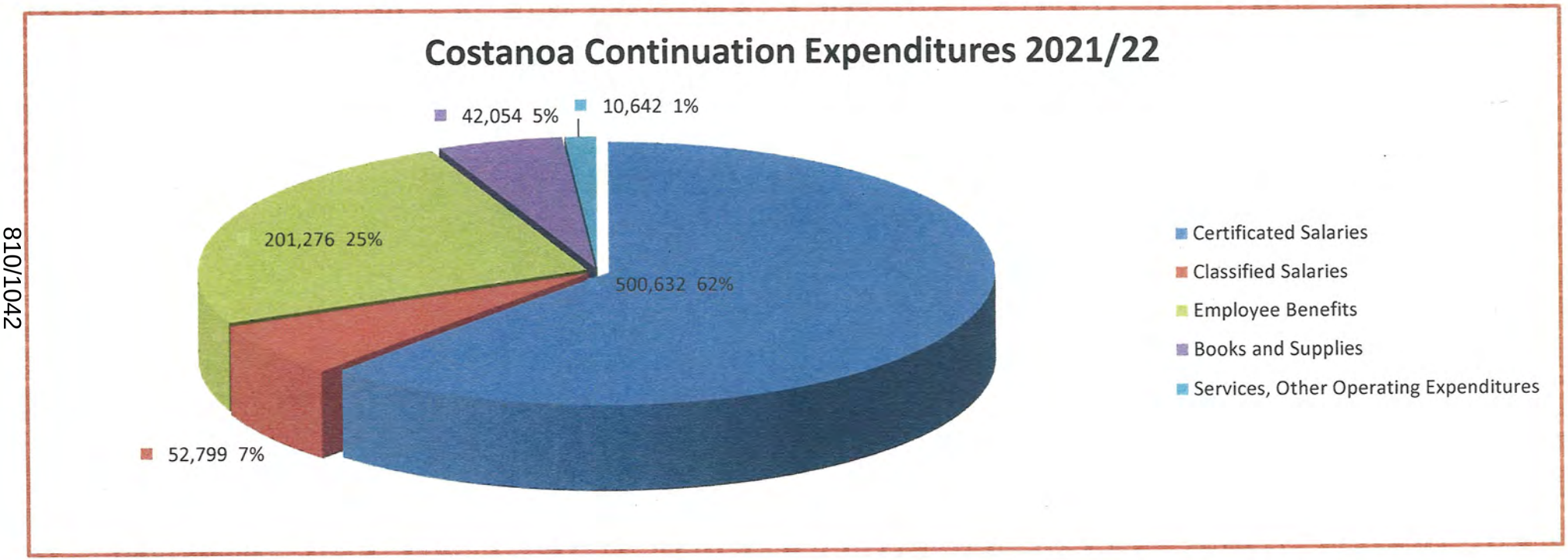
Costanoa Continuation Expenditures 2021/22
42,054 5%
10,642 1%
201,276 25%
500,632 62%
52,799 7%
Certificated Salaries
Classified Salaries
Employee Benefits
Books and Supplies
Services, Other Operating Expenditures

Santa Cruz City Schools
Ark Independent Study School
2021/22 Budget Projections

	A	B	C	D	E	F	G	H	I
Funding Source	**General Unrestricted**	**LCFF Supplemental**	**Measure T 0809**	**Total Unrestricted**	**Title I**	**Title II**	**SB86 Reopening Grants**	**Total Restricted**	**Total General Fund**
Expenditures									
Certificated Salaries	229,541			229,541			204,031	204,031	433,572
Classified Salaries				-			18,099	18,099	18,099
Employee Benefits	94,394			94,394			65,277	65,277	159,671
Books and Supplies	2,585	29,619		32,204	11,059			11,059	43,263
Services, Other Operating Expenditures				-				-	-
Capital Outlay	-	-	-	-	-	-	-	-	-
Total Expenditures	**326,520**	**29,619**	**-**	**356,139**	**11,059**	**-**	**287,407**	**298,466**	**654,605**
Certificated FTE									
Teachers	2.400	0.600		3.000			3.000	3.000	6.000
Counselors				-	-	-	-	-	-
Library Media Teacher				-	-	-	-	-	-
Principal				-	-	-	-	-	-
Total Certificated FTE	**2.400**	**0.600**	**-**	**3.000**	**-**	**-**	**3.000**	**3.000**	**6.000**
Classified FTE									
Paraeducator Academic Intervention				-			-	-	-
Paraeducator				-			-	-	-
Instructional Specialist - Life Lab				-				-	-
Library Media Assistants				-			-	-	-
Program / School Coordinators				-			-	-	-
School Administrative Asst IV				-			-	-	-
Paraeducator After School Programs				-				-	-
Office Assistant				-			-	-	-
Health Office Assistant				-			-	-	-
Custodians				-	-	-	-	-	-
Playground Recess Coach				-				-	-
Behavior Techs PBIS				-				-	-
Yard Duty Monitors				-	-	-	-	-	-
Total Classified FTE	**-**	**-**	**-**	**-**	**-**	**-**	**-**	**-**	**-**
Total FTE	**2.400**	**0.600**	**-**	**3.000**	**-**	**-**	**3.000**	**3.000**	**6.000**

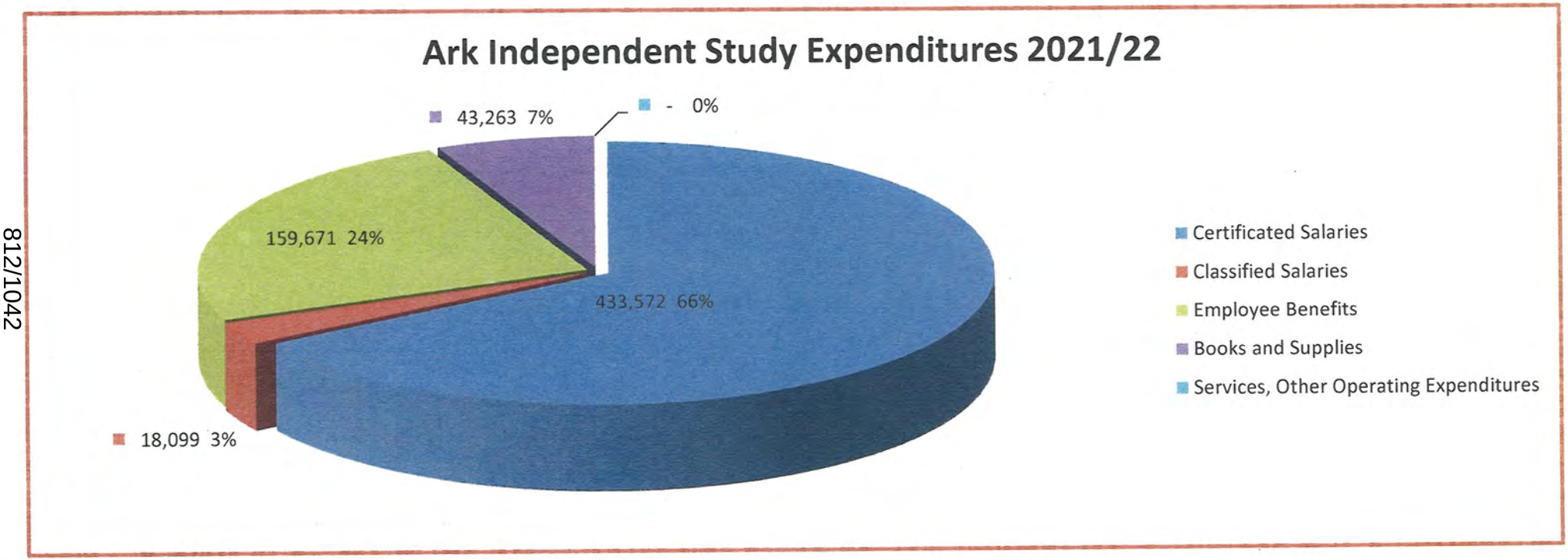
Ark Independent Study Expenditures 2021/22
43,263 7%
- 0%
159,671 24%
433,572 66%
18,099 3%
Certificated Salaries
Classified Salaries
Employee Benefits
Books and Supplies
Services, Other Operating Expenditures

Santa Cruz City Schools
AFE Independent Study School
2021/22 Budget Projections

	A	B	C	D	E	F	G	H	I
Funding Source	**LCFF Base Unrestricted**	**LCFF Supplemental**	**Measure U 0808**	**Total Unrestricted**	**Title I**	**Title II**	**Restricted Lottery**	**Total Restricted**	**Total General Fund**
Expenditures									
Certificated Salaries	427,795			427,795				-	427,795
Classified Salaries			18,962	18,962				-	18,962
Employee Benefits	138,995		30,739	169,734				-	169,734
Books and Supplies	10,020	39,252		49,272				-	49,272
Services, Other Operating Expenditures				-				-	-
Capital Outlay	-	-	-	-	-	-	-	-	-
Total Expenditures	**576,810**	**39,252**	**49,701**	**665,763**	**-**	**-**	**-**	**-**	**665,763**
Certificated FTE									
Teachers	3.700			3.700			-	-	3.700
Counselors				-	-	-	-	-	-
Library Media Teacher				-	-	-	-	-	-
Principal				-	-	-	-	-	-
Total Certificated FTE	**3.700**	**-**	**-**	**3.700**	**-**	**-**	**-**	**-**	**3.700**
Classified FTE									
Paraeducator Academic Intervention				-			-	-	-
Paraeducator				-			-	-	-
Instructional Specialist - Life Lab				-				-	-
Library Media Assistants			0.500	0.500			-	-	0.500
Program / School Coordinators				-			-	-	-
School Administrative Asst IV				-			-	-	-
Paraeducator After School Programs				-				-	-
Office Assistant				-			-	-	-
Health Office Assistant				-			-	-	-
Custodians				-	-	-	-	-	-
Playground Recess Coach				-				-	-
Behavior Techs PBIS				-				-	-
Yard Duty Monitors				-	-	-	-	-	-
Total Classified FTE	**-**	**-**	**0.500**	**0.500**	**-**	**-**	**-**	**-**	**0.500**
Total FTE	**3.700**	**-**	**0.500**	**4.200**	**-**	**-**	**-**	**-**	**4.200**

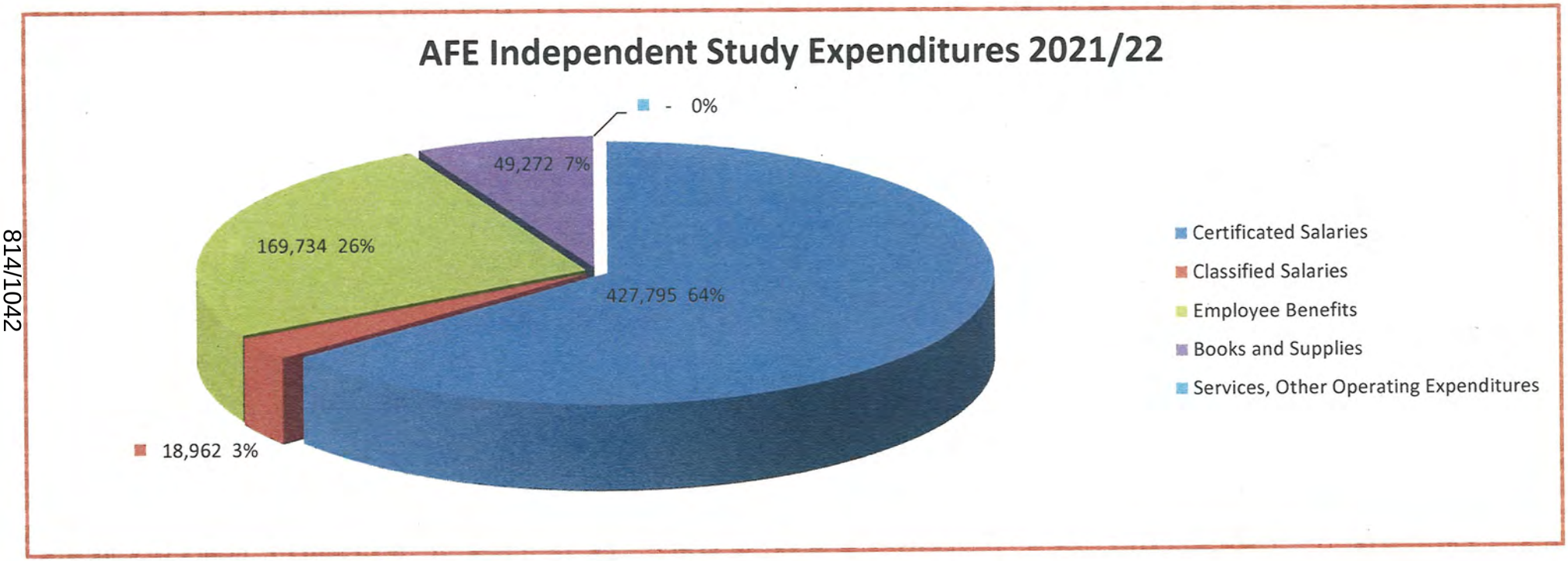
AFE Independent Study Expenditures 2021/22
- 0%
49,272 7%
169,734 26%
427,795 64%
18,962 3%
Certificated Salaries
Classified Salaries
Employee Benefits
Books and Supplies
Services, Other Operating Expenditures

Santa Cruz City Schools
Small Schools General
2021/22 Budget Projections

	A	B	C	D	E	F	G	H	I	J
Funding Source	LCFF Base Unrestricted	LCFF Supplemental	Measure U 0808	Measure T 0809	Total Unrestricted	Title I	Title II Programs	Low Performing Block Grant	Total Restricted	Total General Fund
Expenditures										
Certificated Salaries	295,517	5,000		111,317	411,834				-	411,834
Classified Salaries	301,633	43,109		25,210	369,952				-	369,952
Employee Benefits	339,869	49,228		47,318	436,415				-	436,415
Books and Supplies	3,400				3,400				-	3,400
Services, Other Operating Expenditures	250			4,100	4,350				-	4,350
Capital Outlay					-					-
Total Expenditures	**940,669**	**97,337**	**-**	**187,945**	**1,225,951**	**-**	**-**	**-**	**-**	**1,225,951**
Certificated FTE										
Teachers					-		-		-	-
Counselors	0.300			0.700	1.000		-	-	-	1.000
Library Media Teacher				0.500	0.500	-	-	-	-	0.500
Principal & Assistant Principal	2.000				2.000	-	-	-	-	2.000
Total Certificated FTE	**2.300**	**-**	**-**	**1.200**	**3.500**	**-**	**-**	**-**	**-**	**3.500**
Classified FTE										
Program / School Coordinators		1.000			1.000			-	-	1.000
Library Media Assistant			0.250	0.438	0.688			-	-	0.688
Textbook Media Assistant					-			-	-	-
School Administrative Asst II	1.000				1.000			-	-	1.000
School Administrative Asst III					-			-	-	-
School Administrative Asst IV	1.000				1.000			-	-	1.000
Site Accounting Technician					-					-
Attendance Technician	0.750				0.750			-	-	0.750
Health Office Assistant	0.250				0.250			-	-	0.250
Custodians	1.950				1.950	-	-	-	-	1.950
Campus Safety Supervisors	1.000				1.000				-	1.000
Total Classified FTE	**5.950**	**1.000**	**0.250**	**0.438**	**7.638**	**-**	**-**	**-**	**-**	**7.638**
Total FTE	**8.250**	**1.000**	**0.250**	**1.638**	**11.138**	**-**	**-**	**-**	**-**	**11.138**

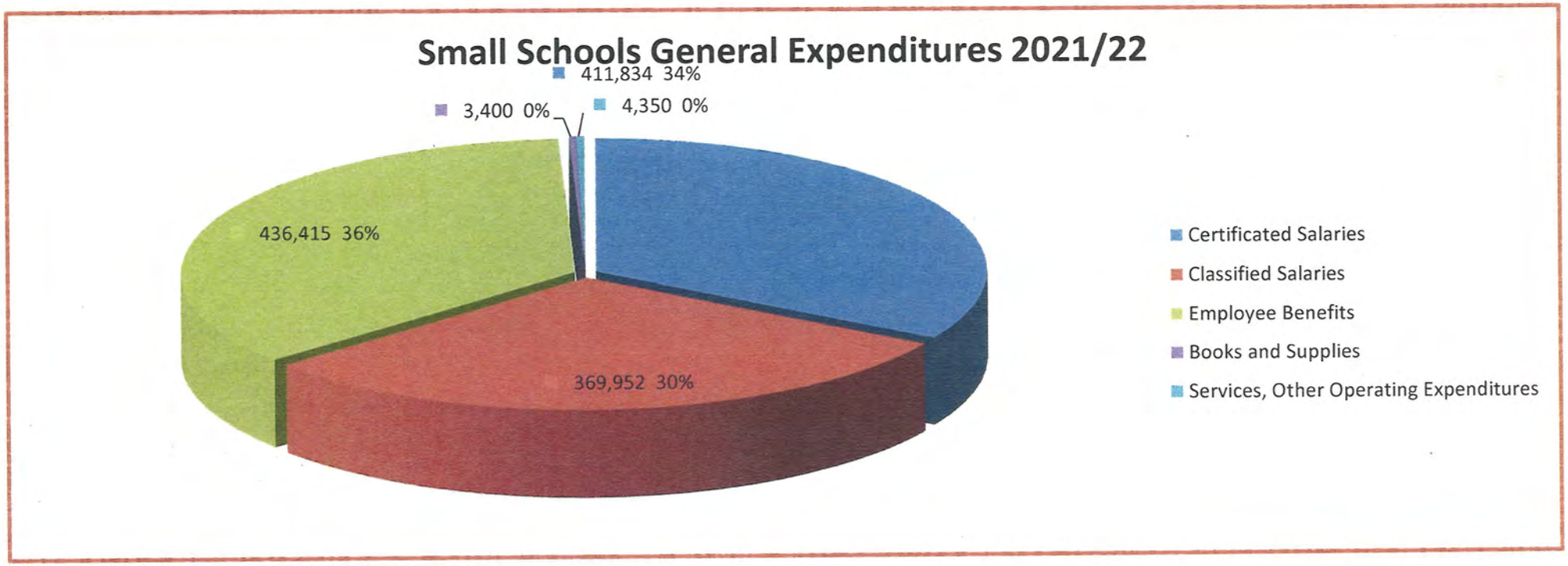
Small Schools General Expenditures 2021/22
411,834 34%
3,400 0%
4,350 0%
436,415 36%
369,952 30%
Certificated Salaries
Classified Salaries
Employee Benefits
Books and Supplies
Services, Other Operating Expenditures

Santa Cruz City Schools

Special Education Program

2021/22 Budget Projections

	Total Special Education
Expenditures	
Certificated Salaries	6,743,379
Classified Salaries	2,447,580
Employee Benefits	4,331,408
Books and Supplies	103,188
Services, Other Operating Expenditures	4,515,875
Indirect Costs	956,195
Total Expenditures	**19,097,625**
Certificated FTE	**76.92**
Classified FTE	**49.248**
Total FTE	**126.168**

SANTA CRUZ CITY SCHOOLS

2021-22 LCFF Base Budget Projections

District Wide

		2021-22 LCFF Base Budget FTEs	Dollars
Certificated:			
Leave of Absence			91,771
Classified			
Custodians		1.000	94,534
Extra Duty Custodians			41,478
Roving Sub Custodian		0.400	41,824
Sub Campus Supervisors			1,673
	Sub-Total	1.400	
Other Expenses			
Stores - Ad Ed			1,500
DO Copy Paper, Mail Room Supplies, Forms			11,101
DO Custodial Supplies			5,000
Staples for Copiers			2,500
Staples for Copiers			3,300
School Services/CASBO Annual Membership			4,489
CASBO Organizational Membership			2,000
Other Insurance	10%		787,223
Gas Services	4%		234,000
Electricity	4%		957,767
Water Services	4%		479,253
Sewer Service	4%		53,810
Garbage-NW Recovery	4%		237,952
Copier Maint Agreements (Admin)_			45,103
DO Postage Meter			3,900
Copier Maint Agreements (Sites)			92,453
Copier Maint Agreements (Sites)			153,125
Misc Unexpected Districtwide Services			9,000
Services (Mission Hill Bldg Owners Assn Dues)			81,000
Services (SCI-Parcel Tax Admin)			25,794
Services (SIA)	3%		16,500
Services GASB 75 Disclosure(Demsey Filliger & Assoc.)			5,000
Services (Social Security Billing) COE			3,000
Services (CALPERS: Section 218 Fees			2,650
Services (DS&C: Continuing Disclosure Fee)			5,840
Services (CPRS Annual Fee)			2,300
Services (COE DP Qtr billing) COE	4%		150,026
Services (RDV Consulting for E-Rate)			9,000
Services (Crossing Guards) ($3250 x 4 elem)			13,000
Services (1.5 FTE SRO City pays .5 FTE)	3%		70,000
Services (COPS fees)			4,500
Services (STRS P& I)			2,100
District Postage/Mail Fees & UPS *General Admin.*			61,252
Basic Telephone *Admin* *(eRate credits)*			33,669
MTU Cost Medical Therapy (was site 030)			8,299
Indirect Costs			-735,561
State Special Schools			17,063
		1.400	3,130,188

SANTA CRUZ CITY SCHOOLS

2021-22 LCFF Base Budget Projections

Business Services & Finance

	2021-22 LCFF Base Budget FTEs	2021-22 LCFF Base Budget Dollars
Classified		
Asst. Supt. Business Services	1.000	266,034
Finance Director	1.000	172,124
Finance Supervisor	1.000	166,592
Benefits Coordinator	1.000	127,035
District Buyer	1.000	130,482
Payroll Technician	2.500	235,425
Lead Accounting Technician	1.000	126,149
Lead Accounting Technician	0.500	64,597
Accounts Payable Technician	1.000	102,571
Project Coordinator	0.400	46,832
Extra Assignment		13,989
Sub-Total	10.400	1,451,830
Other Expenses		
Cell Phone		1,240
Dues & Memberships		300
Other Services		1,371
Prof Dev (Director)		800
Prof Dev (Monreal)		1,500
Supplies		6,212
Travel & Conference		3,600
Sub-Total		15,023
Total	10.400	1,466,853

SANTA CRUZ CITY SCHOOLS

2021-22 LCFF Base Budget Projections

Information Technology

	2021-22 LCFF Base Budget FTEs	2021-22 LCFF Base Budget Dollars	2021-22 Other Fund Services FTEs	2021-22 Other Fund Services Dollars
Classified				
IT Director	1.000	212,984		
Lead District Technology Specialist	1.000	153,227		
System Support Specialist	2.000	185,988		
Ed Tech Specialist	3.620	381,887		
Ed Tech Specialist			0.285	30,042
Ed Tech Specialist			0.095	10,046
Sub-Total	7.620	934,086	0.380	40,088
Other Expenses				
Technology under $500		4,000		
Supplies-Computer Replacement Sites		30,000		
Food for Training Workshops-New SIS				
Technology over $500		16,000		
School District & Library E-rate Equip Purchase		0		
AMS.NET - E-rate Equip Purchase		54,122		
Travel & Conference-CITE		7,500		
Travel & Conference-Infinite Campus		1,000		
Prof Dev for Techs - CBT Nuggets Online Certificate Training		5,236		
Prof Dev (Gomez)				800
Chromebooks 5yr Contract ends 6/30/24				170,000
Dues & Membership for CITE		450		
Intrado School Messenger (District Website & SSL)		8,120		
Infinite Campus - Data & Assessment		40,360		
Infinite Campus - Student Information System		78,000		
Softchoice - CAMSA 2.0 Office 365 Licenses A3		26,900		
Mosyle - Apple iOS Mobile Devie Mgmt AUTH - 3yr		1,386		
Mosyle - Licenses @ $14.85 per device		3,500		
PDQ		1,000		
Amplified IT Google Voice		26,300		
Amplified IT Little SIS		2,500		
VEEAM Backup		3,340		
E-Rate Consultant - Annual Contract		11,000		
BlackBoard (Phone, email, text)		9,768		
Network Services(minus E-rate discount)(SCCOE)		9,066		
Contract for Network Solutions (3 yr)		250		
Licenses (Freshdesk)		1,100		
Fiber ASE Network		436,170		
Development Group Inc - Network Infrastructure Manage MIBS		16,423		
Telephone / Mobile		30,000		
BorderLan Security Contract - Lightspeed Filter		85,946		
Sub-Total	-	909,437	-	170,800
Total	7.620	1,843,523	0.380	210,888
		2,014,323		

SANTA CRUZ CITY SCHOOLS

2021-22 LCFF Base Budget Projections

Facilities	**2021-22** LCFF Base Budget FTEs	Dollars
Classified		
Supervisor-Custodial, Grounds, Maint.	0.666	104,475
Irrigation Specialist	1.000	108,930
Groundskeeper I	1.000	96,672
Groundskeeper III	3.000	318,258
Head Custodian	0.450	45,220
Warehouse	1.000	109,847
Sub-Total	7.116	783,402
Other Expenses		
Professional Development (Miller/Lipscomb)		1,600
Supplies		3,005
Rentals, Leases, & Repairs		3,495
Other Services & Expenses		10,000
Supplies		99,000
Rentals, Leases, & Repairs		1,000
Other Services & Expenses		8,000
Other Services & Expenses		5,000
Security		
Rentals, Leases & Repairs.		5,000
Other Services & Opera Exp. Alarm Service		84,293
Warehouse		
Supplies		100
Other Services & Expenses		500
Cell Phone (AT&T and Sprint GPS)		0
Sub-Total		220,993
Total	7.116	1,004,395

SANTA CRUZ CITY SCHOOLS

2021-22 LCFF Base Budget Projections

Routine Maintenance

	2021-22 LCFF Base Budget FTEs	2021-22 LCFF Base Budget Dollars
Classified		
Director	1.000	201,462
Supervisor-Custodial, Grounds, Maint.	0.334	52,813
Maintenance Specialists	10.000	952,537
Administrative Secretary	2.000	190,075
Head Custodian - Harbor	0.050	5,385
Head Custodian - SCHS	0.050	6,051
Head Custodian - SQHS	0.050	5,036
Day Custodian - Harbor	0.050	5,222
Day Custodian - SCHS	0.050	5,049
Day Custodian - SQHS	0.050	4,130
Day Custodian - SmSch	0.050	4,074
Sub-Total	13.684	1,431,834
Other Expenses		
Supplies		447,687
Supplies		500
Supplies-Securtiy		17,000
Non-Capital Equipment		2,000
Travel & Conference		3,409
Dues & Memberships		591
Rentals, Leases & Repairs		310,993
Rentals, Leases & Repairs		8,750
Other Services		343,800
Other Services		15,000
Other Services - Security		5,000
Communications-Cells and Nextels		5,847
Equipment		72,272
Equipment Replacement		43,000
Debt Service		0
Sub-Total		1,275,849
Total	13.684	**2,707,683**
		947,689
		1,759,994
		2,707,683
		0

SANTA CRUZ CITY SCHOOLS

2021-22 LCFF Base Budget Projections

Transportation		2021-22 LCFF Base Budget FTEs	Dollars
Classified			
Regular:			
Supervisor		0.500	82,598
Lead Bus Driver		1.000	100,365
Bus Drivers		5.250	400,601
Supplemental Pay			34,973
Substitutes			33,573
Overtime			22,551
	Sub-Total	6.750	674,661
Special Ed:			
Supervisor		0.500	82,597
Bus Drivers	2CBUSDRV09=11 mos	3.000	239,079
Clerical Specialist		0.250	18,198
Substitutes			11,472
	Sub-Total	3.750	351,346
Other Expenses			
Regular:			
Supplies			54,372
Equipment			1,330
Travel & Conference			60
Dues/Memberships			135
Pupil Insurance			20,439
Repairs/Rentals/Leases	65%		122,000
Transfer Direct Costs			-8,032
Services & Op Expenses			71,571
	Sub-Total	-	261,875
Special Ed:			
Supplies			23,900
Equipment			6,963
Travel & Conference			4,875
Repairs/Rentals/Leases	35%		74,900
Services & Op Expenses			33,000
Nextel Communication/GPS			600
Athletic Transportation			24,581
	Sub-Total	10.500	168,819
Est. Contribution	**Reg.**		**936,536**
	Sp Ed.		**495,584**
			1,432,120

SANTA CRUZ CITY SCHOOLS
2021-22 LCFF Base Budget

Educational Services

	2021-22 LCFF Base Budget FTEs	2021-22 LCFF Base Budget Dollars
Certificated		
Asst Supt of Ed Services	1.000	244,770
Grant Writer	0.400	35,670
Sub-Total		280,440
Classified		
Administrative Secretary-Asst Supt.	1.000	106,422
Sub-Total	1.000	106,422
Other Expenses		
Instructional Supplies		200
Grantwatch subscription		89
Leadership books		180
Gov. budget workshop		250
Translation Services		980
Phone		705
Services		1,756
DTS annual fees		5,025
Communications		1,020
21-22 WASC Membership Fees		6,800
Supplies- Contractual (Abreu-Coito)		2,268
Travel & Conference - Contractual (Abreu-Coito)		1,000
Sub-Total		20,273
TOTAL	**1.000**	**407,135**

SANTA CRUZ CITY SCHOOLS

2021-2022 LCFF Base Budget Projections

Curriculum, Intervention & Assessment		2021-22 LCFF Base Budget FTEs	2021-22 LCFF Base Budget Dollars	2021-22 Other Fund Services FTEs	2021-22 Other Fund Services Dollars
Certificated					
Director, Curr, Intervention & Assessment	Elem	1.000	178,256		
Director, Curr, Intervention & Assessment	Sec	1.000	177,558		
Literacy Assessments - Subs	Elem		16,478		
CIA - Music Stipend	Elem		877		
ELPAC Testing - Elementary	EWR		31,619		
ELPAC Testing - Secondary	EWR		18,242		
		2.000	423,030		
Classified					
Lead Account Tech		0.250	32,299		
Lead Account Tech		0.250	32,299		
Assessment Specialist - Elem.		0.500	56,732		
Assessment Specialist - Sec.		0.500	56,732		
		1.500	178,062		
			601,092		
Other Expenses					
Curriclum Master Plan	E		102,166		
Curriclum Master Plan	S		228,470		
Curriclum Master Plan	E&S		50,000		
Materials and Supples			1,953		
ELPAC Supplies	E		115		
ELPAC Supplies	S		115		
MAP Licenses	E		20,226		
MAP Licenses	S		41,064		
Lexia Licenses	E		72,000		
Typing Agent Licenses	E		2,300		
PE Test Supplies	E		300		
PE Test Supplies	S		925		
Seal of Biliteracy	S		670		
iReady licenses			5,500		
Eureka Math			11,881		
Elem Lottery					85,331
Ed Tech Tools					8,213
Sec Lottery					207,045
CAASPP Test Supplies	E				8,173
CAASPP Test Supplies	S				725
PSAT 11th grade testing	S				2,737
Services - Media Flex	Measure U				3,302
Supplies	Measure U				7,000
Music Repairs - E	Measure U				5,000
Services - Media Flex	Measure T				6,398
			537,685		333,924
	Subtotal	3.500	1,138,777		333,924
	TOTAL	**3.50**	**1,472,701**		

SANTA CRUZ CITY SCHOOLS

2021-22 LCFF Base Budget Projections

Student Services

		2021-22 LCFF Base Budget FTEs	Dollars
Certificated			
Director of Student Services		0.350	61,274
Director of Student Services		0.650	113,721
Home & Hosptial Teachers-Elem			3,777
Home & Hosptial Teachers-Sec			18,885
Nurses		1.420	186,187
	Sub-Total	2.420	383,844
Classified			
Admin Secretary		0.880	108,072
Health Clerks Extr Assignment	**15 Hours x 4 Elem.**		1,679
Health Clerks Extr Assignment	**15 Hours x 6 Secon.**		2,098
	Sub-Total	0.880	111,849
Other Expenses			495,693
SARB Contract			400
Travel - Home/Hospital Elem			292
Travel - Home/Hospital Sec			543
Materials and Supplies			632
Nurses-Mileage Reimbursement			2,091
Services & Op Expenses-Health			2,420
Services - Bus Passes			10,000
Communications			538
Advertising for Enrollment			1,516
Advertising for Enrollment			1,771
Elementary Counselors cell phones			912
Canela, vision screening software			870
Balance or Easter Seals aides for gen ed students			4,046
	Sub-Total		26,031
	Total	3.30	**521,724**
PBIS SWIS licenses, conference, Handle w/ Care training			3,775
Counselor PD (UC, CSU, Calciano, 504)			7,045
Social Worker Intenrs Stipen x 9			4,500
SEEDS (HHS & BSSC)			15,775
Self Defense			33,650
Ron Indra			400
Trevor and Maura			41,162
Second Steps for Elem.			500
	Sub-Total		680,593
	Total	**3.300**	**1,176,286**

SANTA CRUZ CITY SCHOOLS

2021-22 LCFF Base Budget Projections

Personnel Commission	2021-22 LCFF Base Budget FTEs	2021-22 LCFF Base Budget Dollars	2021-22 Other Fund Services FTEs	2021-22 Other Fund Services Dollars
Classified				
Director	0.860	157,341		
Personnel Assistant	1.0000	119,320		
Other Classified Wages		669		
Personnel Commission Stipends		1,281		
Sub-Total	1.860	278,611	-	0
Other Expenses				
Supplies		1,234		
Food for Workshops		150		
Travel & Conference		6,000		
Contractual Benefit (Houser)				800
Dues & Memberships		3,000		
Other Services		1,500		
Sub-Total		11,884		800
Total	1.860	290,495	-	800
		291,295		

SANTA CRUZ CITY SCHOOLS

2021-22 LCFF Base Budget Projections

Human Resources	2021-22 LCFF Base Budget FTEs	2021-22 LCFF Base Budget Dollars	2021-22 Other Fund Services FTEs	2021-22 Other Fund Services Dollars
Certificated:				
Stipends		22,273		
Asst. Superintendent	1.000	261,088		
Resource Teacher	1.000	126,793		
Union (Rev @ D4+actual H&W, loss $33,105)	1.000	132,726		
Sub-Total	3.000	542,880	-	0
Classified				
Workers Comp (Rev Reimb)		51,759		
HR Manager	1.000	192,131		
Executive Assistant I	1.000	131,186		
Office Assistant	1.000	62,246		
Human Resources Technician	1.500	131,352		
Extra Duty		26,579		
Overtime		700		
Sub-Total	4.500	595,953	-	
Other Expenses				
Supplies - HR Dept.		2,600		
Equipment		1,200		
Travel & Conference		25,000		
Food for Workshops		4,500		
District wide Service (sub-caller, orient., fingerpnt,testing)		49,000		
Annual Retirement Celebration		3,000		
Professional Dev (Parks Books)				500
Professional Dev (Parks/Dominguez)				1,800
Sub-Total		85,300		2,300
Total	7.500	1,224,133	-	2,300
		1,226,433		

SANTA CRUZ CITY SCHOOLS

2021-221 LCFF Base Budget Projections

Superintendent/Board	2021-22 LCFF Base Budget FTEs	Dollars
Certificated:		
Superintendent	1.000	275,576
Classified		
Board Members H&W		89,152
Chief of Communications	0.500	39,862
Administrative Assistant	1.000	124,925
Classified Overtime		2,676
Security/Childcare/Translation		1,062
Sub-Total	2.500	533,253
Other Expenses		
Board & Supt.		
Other Services		13,000
Board		
Materials & Supplies		1,500
Noncapital Equipment		1,000
Food for Meetings		650
Travel & Conference		10,000
Travel & Conference CSBA		7,000
Dues & Memberships CSBA		21,000
Services (board activity, legal)		200,000
Services - GAMUT Online		6,500
Services -Board/Supt. Coaching		5,000
Services - Annual Mailer		25,000
Redistricting services (census)		18,750
Services SCPD SRO		39,000
Services - SHS SRO		73,000
Superintendent		
Books		1,000
Materials & Supplies		1,640
Food for Workshops		1,000
Noncapital Equipment		400
Travel & Conference		3,000
Dues & Memberships		8,954
Dues & Memberships - Rotary 2 people		1,285
Dues & Memberships - Chamber 2 people		2,800
S4C Membership		6,400
Services (Audit,consultants,public affairs,Supt activity)		7,696
COE IT Network Services		9,100
Queer Youth Leadership Awards		600
ThoughtExchange Contract		12,000
Zoom Contract		70,000
Transportation(Field Trips)		1,500
Nextel Phone		900
Services (External Audit) Attendance E. Signature		5,000
Services (External Audit) Bond		10,000
Services (External Audit) Regular		44,500
		609,175
Total	2.500	1,142,428

SANTA CRUZ CITY SCHOOLS

2021-22 CORE Budget Projections

Retirees

	2021-22 Proj'd Budget	
Certificated Positions		
Pre-Retirement Stipend (PRRT) $5000 annual.	26.000	130,000
Benefits (Medi-SUI-W/C)		8,293
District Retiree (54RT)		439,303
Subtotal Certificated	26.000	577,596
Classified Positions		
District Retiree (54RT)		312,564
Subtotal Classified	-	312,564
Total	26.000	890,160

Note: 21/22 includes 4% H&W est increase

SANTA CRUZ CITY SCHOOLS

2021-22 LCFF Base Budget Projections

Food Services

	2021-22 LCFF Base Budget FTEs	Dollars
Classified		
Director Food Service & Nutrition	1.0000	204,005
Account Specialist	1.0000	96,401
Warehouse Person	0.6250	57,148
Delivery Person	0.5000	22,526
Delivery Person -Supper Program	0.1250	8,324
Central Kitchen Coordinator	1.0000	103,414
Food Service Worker III	3.2500	264,661
Food Service Worker II	3.6250	248,937
Food Service Worker I	7.3125	276,646
Food Service Worker - Supper Program	0.2500	7,904
Extra Assign.		26,760
Substitutes		26,760
Sub-Total	18.6875	1,343,486
Other Expenses		
Paper		70,000
Stores		400
Non Cap Equipment		13,570
Food		560,000
Food Supper		8,977
Travel, Conference		2,000
Cont Benefits		500
Due, Membership		575
Repairs		18,500
Other Expenses		17,000
Phone		630
Sub-Total		692,152
Total Expenditures		2,035,638
Revenue		
Federal Supper		30,000
Federal Breakfast		285,000
Federal Snack		14,000
Federal Lunch		620,000
Commodity USA		78,000
State Breakfast		30,000
State Lunch		45,000
Sales		513,628
Sales Tax		600
Contract Sales		110,000
Catering		29,372
Adult		10,000
Interest		500
Sub-Total		1,766,100
Contribution from GF		(269,538)

SANTA CRUZ CITY SCHOOLS

2021- 22 LCFF Base Budget Projections

Bonds	**2021-22** LCFF Base Budget FTEs	Dollars
Classified		
Project Manager-Bond Elem	0.330	55,817
Project Manager-Bond Sec	0.670	113,327
Project Coordinator-Elem	0.200	23,551
Project Coordinator-Sec	0.400	47,104
Chief of Communications - Bond Elem.	0.175	24,786
Chief of Communications - Bond Sec.	0.325	46,032
Sub-Total	2.100	310,617
Other Expenses		
Buildings & Improvements of Buildings		2,000,000
Buildings & Improvements of Buildings		11,000,000
Sub-Total		13,000,000
Total	2.100	13,310,617
Revenue		20,400,000
Revenue		42,000,000

2020-21 to 2023-24 Preliminary Budget Assumptions
General Fund
MYP Budget Assumptions as of 5/26/2021

	(Current)	*(Current)*	*(Preliminary)*
Revenues	**2020-21**	**2021-22**	**2022-23**
Federal COLA %	0.00%	0.00%	0.00%
State COLA %	0.00%	0.00%	0.00%
LCFF COLA	0.00%	5.07%	2.48%
GAP Funding rate-Using SSC	100.00%	100.00%	100.00%
EPA Entitlement as % of total LCFF	37.69%	37.69%	37.69%
Elementary			
LCFF/ADA	$15,931	$15,809	$16,543
CBEDS Enrollment	1,814	1,880	1,846
P2 ADA (K-5, A1-A9)	1,716	1,779	1,747
COE - P2 ADA (K-5, A1-A9)	8.89	8.89	8.89
ADA/CBEDS Ratio	94.6%	94.6%	94.6%
% Change in Property Taxes	3.00%	3.00%	3.00%
Basic Aid Revenue:			
Excess Property Taxes above LCFF	$9,685,549	$9,681,927	$11,250,249
Basic Aid "Fair Share" Reduction (8.92%)	($1,533,397)	($1,533,397)	($1,533,397)
LCFF Supplemental - Elementary	$1,329,242	$1,309,088	$1,176,549
Secondary			
LCFF/ADA	$10,302	$11,008	$11,340
CBEDS Enrollment	4,376	4,273	4,124
P2 ADA (6-12, A1-A9,)	4,137	4,039	3,899
COE - P2 ADA (6-12, A1-A9,)	32.62	32.62	32.62
ADA/CBEDS Ratio	94.5%	94.5%	94.5%
Parcel Tax Revenue (T 9-12) .005 annual decrease	$3,685,000	$3,674,110	$3,655,739
Parcel Tax Revenue (U K-8) .005 annual decrease	$3,239,600	$3,219,008	$3,202,913
Special Ed - State COLA	0.00%	4.05%	0.00%
Lottery - Unrestricted Funding per ADA	$150	$150	$150
Lottery - Rrestricted Funding per ADA	$49	$49	$49
Interest Projection	$102,300	$103,000	$103,000
Mandate Block Grant	$287,969	$287,969	$287,969

Expenses	**2020-21**	**2021-22**	**2022-23**
Certificated step/column	1.5%	1.5%	1.5%
Classified step increases	2.0%	2.0%	2.0%
% Increase in Health & Welfare Benefits	2.0%	4.0%	4.0%
Average Teacher Cost			
Gross	81,670	87,701	
H&W	10,100	12,200	
Statutory Benefit Rates:			
STRS	16.15%	16.92%	19.10%
PERS	20.70%	22.91%	26.10%
Medicare	1.45%	1.45%	1.45%
FICA	6.20%	6.20%	6.20%
State Unemployment	0.05%	1.23%	0.20%
Workers Compensation	1.9589%	2.01%	2.06%
Increase in Utilities	3.8%	4.0%	4.0%
Change in Property & Liability Insurance	3.0%	10.0%	3.0%
RRM 3% in 2019-20	2,913,108	2,707,678	2,889,233
Other Sources/Uses			
Transfer from Fund 21 Building Fund RDA	$2,500,000	$2,500,000	$2,500,000
Transfer to Cafeteria Fund	$719,537	$300,000	$300,000

Santa Cruz City Schools

Multi Year Projection

2021-22 Preliminary Budget

5/28/2021- Budget Adoption	Zero COLA			5.07% COLA			2.48% COLA Using SSC			3.11% COLA Using SSC		
	2020/21 Estimated Actuals			2021/22 Projected			2022/23 Projected			2023/24 Projected		
	Unrestricted	Restricted	Total	Unrestricted	Restricted	Total	Unrestricted	Restricted	Total	Unrestricted	Restricted	Total
Revenue												
LCFF Sources	69,957,026	0	69,957,026	72,582,603	0	72,582,603	73,100,997	0	73,100,997	73,662,672	0	73,662,672
Federal Revenue	0	11,871,611	11,871,611	0	5,014,625	5,014,625	0	3,536,610	3,536,610	0	3,536,610	3,536,610
State Revenue	1,174,757	12,435,898	13,610,655	1,174,757	7,296,995	8,471,752	1,174,757	5,164,933	6,339,690	1,174,757	5,164,933	6,339,690
Local Revenue	7,199,019	2,316,652	9,515,671	7,168,237	141,215	7,309,452	7,133,771	141,215	7,274,986	7,099,478	141,215	7,240,693
Total Revenue	78,330,802	26,624,161	104,954,963	80,925,597	12,452,835	93,378,432	81,409,525	8,842,758	90,252,283	81,936,907	8,842,758	90,779,665
Expenditures												
Certificated	29,802,986	8,243,277	38,046,263	30,808,135	10,356,136	41,164,271	31,141,841	7,502,764	38,644,605	31,601,223	7,615,306	39,216,529
Classified	8,855,486	4,162,855	13,018,341	9,097,615	4,377,482	13,475,097	9,267,048	3,687,025	12,954,073	9,439,870	3,760,765	13,200,635
Benefits	15,375,199	8,684,734	24,059,933	17,530,325	10,131,683	27,662,008	18,844,731	9,751,029	28,595,760	19,454,998	9,953,235	29,408,233
Books & Supplies	1,744,433	11,915,701	13,660,134	2,278,247	1,700,191	3,978,438	2,278,247	1,323,610	3,601,857	2,278,247	1,323,734	3,601,981
Services, Other Ops	6,577,846	7,139,685	13,717,531	6,481,249	6,384,869	12,866,118	6,786,993	5,504,485	12,291,478	6,696,605	5,504,485	12,201,090
Capital Outlay	281,746	262,289	544,035	158,502	236,131	394,633	158,502	236,131	394,633	158,502	236,131	394,633
Other Outgo	25,362	0	25,362	25,362	0	25,362	25,362	0	25,362	25,362	0	25,362
Direct/Indirect Support	(802,284)	802,284	0	(1,056,387)	1,056,387	0	(1,083,325)	1,083,325	0	(1,110,950)	1,110,950	0
Total Expenditures	61,860,774	41,210,825	103,071,599	65,323,048	34,242,879	99,565,927	67,419,399	29,088,369	96,507,768	68,543,857	29,504,606	98,048,463
Excess/Deficiency	**16,470,028**	**(14,586,664)**	**1,883,364**	**15,602,549**	**(21,790,044)**	**(6,187,495)**	**13,990,126**	**(20,245,611)**	**(6,255,485)**	**13,393,050**	**(20,661,848)**	**(7,268,798)**
Other Financing	0			0			0			0		
Transfers In	2,500,000	0	2,500,000	2,500,000	0	2,500,000	2,500,000	0	2,500,000	2,500,000	0	2,500,000
Transfers Out	719,537	0	719,537	300,000	0	300,000	300,000	0	300,000	300,000	0	300,000
Contributions To Restr.	(17,217,473)	17,217,473	0	(19,040,844)	19,040,844	0	(20,050,781)	20,050,781	0	(20,454,241)	20,454,241	0
Transfers/Contributions	(15,437,010)	17,217,473	1,780,463	(16,840,844)	19,040,844	2,200,000	(17,850,781)	20,050,781	2,200,000	(18,254,241)	20,454,241	2,200,000
	0	0	0	0	0	0	0	0	0	0	0	0
Net Inc/Dcr to Fund Balance	**1,033,018**	**2,630,809**	**3,663,827**	**(1,238,295)**	**(2,749,200)**	**(3,987,495)**	**(3,860,655)**	**(194,830)**	**(4,055,485)**	**(4,861,191)**	**(207,607)**	**(5,068,798)**
Beg Fund Balance	16,126,910	1,695,652	17,822,562	17,159,928	4,326,461	21,486,389	15,921,633	1,577,261	17,498,894	12,060,978	1,382,431	13,443,409
Audit Adjustments			0			0			0			0
Ending Fund Balance	**17,159,928**	4,326,461	**21,486,389**	**15,921,633**	1,577,261	**17,498,894**	**12,060,978**	1,382,431	**13,443,409**	**7,199,787**	1,174,824	**8,374,611**
Legally Restricted/Designated	67,704	5,183,149	5,250,853	67,704	2,470,567	2,538,271	67,704	1,382,431	1,450,135	67,704	1,174,825	1,242,529
Unrestricted Reserve:												
Reserve 3% Econ. Uncert.	3,113,734		3,113,734	2,995,978		2,995,978	2,904,233		2,904,233	2,950,454		2,950,454
Reserve for 21-22 Deficit	1,238,295		1,238,295	0		0	0		0	0		0
Reserve for 22-23 Deficit	3,860,655		3,860,655	3,860,655		3,860,655	0		0	0		0
Reserve for 23-24 Deficit	4,861,191		4,861,191	4,861,191		4,861,191	4,861,191		4,861,191	0		0
Reserve for LCAP (LCFF Supplemental)	920,000		920,000	450,000		450,000	450,000		450,000	450,000		450,000
Chromebooks(1,000 yr 1, 600 for yrs 2-4)	0		0	400,000		400,000	250,000		250,000	250,000		250,000
For HVAC and HEPA Air Filters	0		0	200,000		200,000	0		0	0		0
For Extended Fed & State waiver to serve/feed			0	300,000		300,000			0			0
Curriculum Master Plan			0	1,000,000		1,000,000	1,000,000		1,000,000	1,000,000		1,000,000
Undesignated	3,098,349	(856,688)	2,241,661	1,786,106	(893,306)	892,799	2,527,850	(0)	2,527,850	2,481,630	(1)	2,481,628
% Unrestricted Reserve			5.16%			3.89%			5.61%			5.52%

Santa Cruz City Schools

Multi Year Projection

2021-22 Preliminary Budget

5/28/2021-Budget Adoption without One-Time Funds	Zero COLA			5.07% COLA			2.48% COLA Using SSC			3.11% COLA Using SSC		
	2020/21 Estimated Actuals			2021/22 Projected			2022/23 Projected			2023/24 Projected		
	Unrestricted	Restricted	Total	Unrestricted	Restricted	Total	Unrestricted	Restricted	Total	Unrestricted	Restricted	Total
Revenue												
LCFF Sources	69,957,026	0	69,957,026	72,582,603	0	72,582,603	73,100,997	0	73,100,997	73,662,672	0	73,662,672
Federal Revenue	0	3,951,071	3,951,071	0	3,616,228	3,616,228	0	3,536,610	3,536,610	0	3,536,610	3,536,610
State Revenue	1,174,757	5,476,595	6,651,352	1,174,757	5,453,978	6,628,735	1,174,757	5,164,933	6,339,690	1,174,757	5,164,933	6,339,690
Local Revenue	7,199,019	2,316,652	9,515,671	7,168,237	141,215	7,309,452	7,133,771	141,215	7,274,986	7,099,478	141,215	7,240,693
Total Revenue	78,330,802	11,744,318	90,075,120	80,925,597	9,211,421	90,137,018	81,409,525	8,842,758	90,252,283	81,936,907	8,842,758	90,779,665
Expenditures												
Certificated	29,802,986	7,530,302	37,333,288	30,808,135	7,300,537	38,108,672	31,141,841	7,502,227	38,644,068	31,601,223	7,614,760	39,215,983
Classified	8,855,486	3,810,998	12,666,484	9,097,615	3,614,730	12,712,345	9,267,048	3,687,025	12,954,073	9,439,870	3,760,765	13,200,635
Benefits	15,375,199	8,460,523	23,835,722	17,507,249	9,259,512	26,766,761	18,844,731	9,662,960	28,507,691	19,454,998	9,861,646	29,316,644
Books & Supplies	1,744,433	4,736,106	6,480,539	2,278,247	1,317,101	3,595,348	2,278,247	1,323,610	3,601,857	2,278,247	1,323,734	3,601,981
Services, Other Ops	6,577,846	5,968,821	12,546,667	6,481,249	5,556,861	12,038,110	6,786,993	5,556,861	12,343,854	6,696,605	5,556,861	12,253,466
Capital Outlay	281,746	262,289	544,035	158,502	236,131	394,633	158,502	236,131	394,633	158,502	236,131	394,633
Other Outgo	25,362	0	25,362	25,362	0	25,362	25,362	0	25,362	25,362	0	25,362
Direct/Indirect Support	(802,284)	802,284	0	(1,056,387)	1,056,387	0	(1,083,325)	1,083,325	0	(1,110,950)	1,110,950	0
Total Expenditures	61,860,774	31,571,323	93,432,097	65,299,972	28,341,259	93,641,231	67,419,399	29,052,139	96,471,538	68,543,857	29,464,847	98,008,704
Excess/Deficiency	**16,470,028**	**(19,827,005)**	**(3,356,977)**	**15,625,625**	**(19,129,838)**	**(3,504,213)**	**13,990,126**	**(20,209,381)**	**(6,219,255)**	**13,393,050**	**(20,622,089)**	**(7,229,039)**
Other Financing	0			0			0			0		
Transfers In	2,500,000	0	2,500,000	2,500,000	0	2,500,000	2,500,000	0	2,500,000	2,500,000	0	2,500,000
Transfers Out	719,537	0	719,537	300,000	0	300,000	300,000	0	300,000	300,000	0	300,000
Contributions To Restr.	(18,131,353)	18,131,353	0	(19,129,838)	19,129,838	0	(20,209,381)	20,209,381	0	(20,622,089)	20,622,089	0
Transfers/Contributions	(16,350,890)	18,131,353	1,780,463	(16,929,838)	19,129,838	2,200,000	(18,009,381)	20,209,381	2,200,000	(18,422,089)	20,622,089	2,200,000
	0	0	0	0	0	0	0	0	0	0	0	0
Net Inc/Dcr to Fund Balance	**119,138**	**(1,695,652)**	**(1,576,514)**	**(1,304,213)**	**0**	**(1,304,213)**	**(4,019,255)**	**0**	**(4,019,255)**	**(5,029,039)**	**0**	**(5,029,039)**
Beg Fund Balance	16,126,910	1,695,652	17,822,562	16,246,048	(0)	16,246,048	14,941,835	(0)	14,941,835	10,922,580	(0)	10,922,580
Audit Adjustments			0			0			0			0
Ending Fund Balance	**16,246,048**	(0)	**16,246,048**	**14,941,835**	(0)	**14,941,835**	**10,922,580**	(0)	**10,922,580**	**5,893,541**	(0)	**5,893,541**
Legally Restricted/Designated	67,704		67,704	67,704		67,704	67,704		67,704	67,704		67,704
Unrestricted Reserve:												
Reserve 3% Econ. Uncert.	2,824,549		2,824,549	2,818,237		2,818,237	2,903,146		2,903,146	2,949,261		2,949,261
Reserve for 21-22 Deficit	1,304,213		1,304,213	0		0	0		0	0		0
Reserve for 22-23 Deficit	4,019,255		4,019,255	4,019,255		4,019,255	0		0	0		0
Reserve for 23-24 Deficit	5,029,039		5,029,039	5,029,039		5,029,039	5,029,039		5,029,039	0		0
LCFF Supplemental	920,000		920,000	450,000		450,000	450,000		450,000	450,000		450,000
Chromebooks(1,000 yr 1, 600 for yr 2-4)	0		0	400,000		400,000	250,000		250,000	250,000		250,000
For HVAC and HEPA Air Filters	0		0	200,000		200,000	0		0	0		0
For Extended Fed & State waiver to serve/feed students			0	300,000		300,000			0			0
Curriculum Master Plan			0	1,000,000		1,000,000	1,000,000		1,000,000	1,000,000		1,000,000
Undesignated	2,081,288	(0)	2,081,288	657,601	(0)	657,600	1,222,691	(0)	1,222,691	1,176,576	(0)	1,176,576
% Unrestricted Reserve			5.21%			3.70%			4.26%			4.20%

2021-22 Budget Adoption Reserves

Substantiation of need for reserves greater than the state required minimum reserve for economic uncertainty

District: Santa Cruz City Schools | CDS #: 4440261

The governing board of a school district that proposes to adopt a budget that includes a combined assigned and unassigned ending fund balance in excess of the minimum recommended reserve for economic uncertainties, shall, at the Budget Adoption public hearing, provide:

The minimum recommended reserve for economic uncertainties;

The combined assigned and unassigned ending fund balances that are in excess of the minimum recommended reserve for economic uncertainties for each fiscal year identified in the budget; and

reserve.

		2021-2022	2022-2023	2023-2024
Total General Fund Expenditures & Other Uses		$99,865,927	$96,807,769	$98,348,463
Minimum Reserve requirement	3%	$2,995,286	$2,904,233	$2,950,454
General Fund Combined Ending Fund Balance		$17,498,894	$13,443,409	$8,374,611
Special Reserve Fund Ending Fund Balance		$0	$0	$0
Components of ending balance:				
Nonspendable (revolving, prepaid,		$67,647	$67,647	$67,647
Restricted		$2,470,567	$1,382,431	$1,174,825
Committed		$ -	$ -	$ -
Assigned		$11,071,847	$6,561,192	$1,700,000
Reserve for economic uncertainties		$2,995,286	$2,904,233	$2,950,454
Unassigned and Unappropriated		$892,855	$2,527,906	$2,481,685
Subtotal Assigned, Unassigned & Unappropriated		$14,959,988	$11,993,331	$7,132,139
Total Components of ending balance		$17,498,202	$13,443,409	$8,374,611
		TRUE	TRUE	TRUE
Assigned & Unassigned balances above the minimum reserve requirement		$11,964,702	$9,089,098	$4,181,685

Statement of Reasons

The District's General Fund Balance includes assigned, unassigned and unappropriated components, that in total are greater than the Minimum Recommended Reserve for Economic Uncertainties because:

For 21/22 - To cover the 22/23 Deficit of $3,860,656

For 21/22 and 22/23 - To cover the 23/24 Deficit of $4,861,192

For 21/22 - LCAP Hold Harmless (LCFF Supplmental Carryover) $450,000

For 21/22 - For Technology, to maintain 6,000 working Chromebooks each year replacement(1,000 units) $400,000 year 1

For 21/22 - For HVAC and HEPA Air Filters $200,000

For 21/22 - For extended Federal and State waiver to serve/feed students $300,000

For 22/23 and 23/24 - Technology, maintain 6,000 working Chromebooks each year replacement(600 units) $250,000

For 21/22 - restart accumulation of resources for Curriculum and Instruction Materials $1,000,000

For 22/23 - Curriculum and Instructional Materials $1,000,000

For 23/24 - Curriculum and Instructional Materials $1,000,000

Appendix

Glossary of Common School Finance Terms

ADA-Average daily attendance. There are several kinds of attendance, and these are counted in different ways. For regular attendance, ADA is equal to the average number of pupils actually attending classes who are enrolled for at least the minimum school day. Ever since 1998-99, excused absences no longer count toward ADA. Attendance is counted every day of the school year and is reported to the California Department of Education three times a year (see Attendance Reports)

AB 1200-Reference to AB 1200 (Chapter 1213/1991) that imposed major fiscal accountability controls on school districts and county offices of education, by establishing minimum reserve levels and other requirements for agency budgets and fiscal practices. See especially Education Code Sections 1240 et seq. and 42131 et seq.

Accural Basis Accounting-An accounting system where transactions are recorded when they have been reduced to a legal or contractual right or obligation to receive or pay out cash or other resources.

Ad valorem Taxes-Taxes that are based on the value of property, such as the standard property tax. The only new taxes based on the value of property that are allowed today are those imposed by voter approval for capital facilities bonded indebtedness, with a vote requirement of either 55% for a Proposition 39 bond or a two-thirds requirement for other bonds.

Apportionment-State aid given to a school district or county office of education. Apportionments for the Local Control Funding Formula (LCFF) and special education are calculated four times for each school year: (1) the Advance Apportionment, which is based on an agency's prior year's state aid, is certified in July, (2) the First Principal Apportionment (P-1) is certified February 20 of the school year corresponding to the P-1 ADA (see Attendance Reports), (3) the Second Principal Apportionment (P-2) is certified by July 2 corresponding to the P-2 ADA, and (4) the annual recalculation of the apportionment is certified in February following the school year (at the same time as the P-1 Apportionment) and is based on P-2 ADA, except for programs where the annual count of ADA is used.

Appropriation Bill -A bill before the Legislature authorizing the expenditure of public money and stipulating the amount, manner, and purpose for the expenditure items.

Assessed Valuation-The total value of property within a school district as determined by state and county assessors. The "AV" of a school district will influence the total property tax income of a school district. The percentage growth in statewide AV from

CalSTRS-California State Teachers' Retirement System. State law requires that certificated employees, their employer, and the state contribute to this pension fund.

CBEST-The California Basic Education Skills Test. Required of anyone seeking certification as a teacher, the test measures proficiency in reading, writing and mathematics.

Certificated Personnel-School employees who hold positions for which a credential is required by the state – teachers, librarians, counselors and most administrators.

Classified Personnel-School employees who hold positions that do not require a credential, like instructional aides, custodians, clerical support, cafeteria workers, bus drivers, etc.

Class Size Penalties-The penalties imposed on school districts that have classes in excess of certain maximum sizes. (Class size penalties result in a reduction in ADA which, in turn, results in a loss in revenue limit income.) See Education Code Sections 41376 and 41378.

Consumer Price Index (CPI)- A measure of the cost-of-living compiled by the United States Bureau of Labor Statistics. Separate indices of inflation are calculated regularly for the United States, California, some regions within California, and selected cities. The CPI is one of several measures of inflation.

Cost-of-Living Adjustment (COLA)- An increase in funding for government programs, including the LCFF target calculation and categorical programs. Current law ties the COLA percentage for most education programs to the annual percentage change in the "Implicit Price Deflator" for State and Local Governments—a government price index. See Education Code Section 42238.1.

Contribution-The expenditure of general purpose funds in support of a categorical program, i.e., the categorical expense requires a contribution from the district's General Fund for support. This occurs in most districts and county offices that provide special education and transportation. Contributions to other programs may be caused by deficit factors or local decisions to allocate general purpose funds to special purpose programs.

Credentialed Teacher-One holding a credential to teach issued by the State Commission on Teacher Credentialing. A credential is issued to those who have successfully completed all college training and courses required by the State, have graduated from an accredited college or university, have met any other state requirements and have passed the California Basic Education Skills Test (CBEST).

Criteria and Standards-Local district budgets must meet state-adopted provisions of "criteria and standards." These provisions establish minimum fiscal standards that school districts, county offices of education and the State use to monitor district fiscal solvency and accountability. See Education Code Sections 33127 et seq.

General Obligation Bonds-Bonds that are a "general obligation" of the government agency issuing them, i.e. their repayment is not tied to a selected revenue stream. Bond elections in a school district must be approved by a two-thirds or 55% vote of the electorate, depending on the bond program, but state bond measures require only a majority vote.

Grade Span Adjustments (GSA)- Added to the base grants in the LCFF calculation. There is a 10.4% GSA for reducing class sizes in grades TK-3 and a 2.6% GSA for career-technical education that applies to grades 9-12.

Hold Harmless-A formula providing a guarantee of no loss in funding for an agency when a change in law or data would otherwise require a loss in funding.

Implicit Price Deflator-See Cost-of-Living Adjustment.

Indirect Expense and Overhead-Those elements of indirect cost necessary to the operation of the district or in the performance of a service that are of such nature that the amount applicable to each accounting unit cannot be separately identified. Indirect costs are allocated to all programs in a school agency as a percentage of direct and allocated costs for each program.

Individualized Education Program (IEP)- A written agreement between a school agency and parents or guardians of a disabled child specifying an educational program tailored to the needs of the child, in accordance with federal PL 94-142 regulations. An IEP team is comprised of a certified district employee who is qualified to supervise special education, the child's teacher, one or both parents, the child, if appropriate, and other individuals at the discretion of the parent or school. The IEP must include a statement of the child's present levels of educational performance, a statement of annual goals and short term instructional objectives, a statement of the specific special education and related services to be provided to the child, the extent to which the child will participate in regular education programs, the projected dates for starting services, appropriate objective criteria, evaluation procedures, and schedules for determining, on at least an annual basis, whether the short term instructional objectives are being achieved.

Local Control Funding Formula (LCFF)- The LCFF, which replaced revenue limits and most categorical programs starting in 2013-14. It is the amount that a district or charter school can collect annually from local property taxes and state aid. It is comprised of a base grant by grade span multiplied per unit of ADA, with grade span adjustments for class-size reduction in grades TK-3 and for career-technical education at the high school level. Supplemental and concentration grants are added based upon the percentage of the student population that is free and reduced-price meal (FRPM) eligible, English learners, and foster youth, unduplicated.

requirement that a School Accountability Report Card be prepared for every school. The minimum funding base is set equal to the greater of the amount of state aid determined by two formulas, commonly called "Test 1" and "Test 2" unless an alternative formula, known as "Test 3," applies.

"Test 1" originally provided that K-14 school agencies shall receive at least 39.5% of state General Fund tax revenues in each year, the same percentage as was appropriated for K-14 school agencies in 1986-87.

"Test 2" provides that K-14 school agencies shall receive at least the same amount of combined state aid and local tax dollars as was received in the prior year, adjusted for the statewide growth in K-12 ADA and an inflation factor equal to the annual percentage change in per capita personal income.

"Test 3" only applies in years in which the annual percentage change in per capita state General Fund tax revenues plus 1/2% is lower than the "Test 2"inflation factor (i.e., the change in per capita personal income), in which case the inflation factor is reduced to the annual percentage change in per capita state General Fund tax revenues plus 1/2%.

One of the provisions of Proposition 98 (as amended by Proposition 111/1990) applies only if the minimum funding level is reduced due either to "Test 3" or the suspension of the minimum funding level by the Legislature and Governor. In such a situation, a "maintenance factor" is initially set equal to the amount of that year's funding reduction due to "Test 3" or suspension, and this amount grows each year by statewide ADA growth and the "Test 2" inflation factor. In subsequent years when state taxes per capita grow faster than personal income per capita, this "maintenance factor" is restored by increasing the Proposition 98 minimum funding level until the funding base is fully restored. This restoration process is applied prospectively only, and there is no requirement that the revenue loss in the year or years prior to the maintenance factor being fully restored be made up.

Reserves-Funds set aside in a school agency budget to provide for economic uncertainties, future expenditures, working capital, or other purposes.

Revolving Cash Funds-A stated amount of money used primarily for emergency or small or sundry disbursements and reimbursed periodically through properly documented expenditures, which are summarized and charged to proper accounting classifications.

ROC/P-Regional Occupational Center or Program. A vocational educational program for high school students and adults. An ROC/P may be operated by a single district, by a consortium of districts under a joint powers agreement (JPA), or by a county office of education for the districts within the county.

Test 1/Test 2/Test 3-See *Proposition 98*.

Transitional Kindergarten (TK)- A developmentally appropriate program offered to children (at ages 4 or 5) that are too young to start Kindergarten in that year. Essentially, California offers a two-year Kindergarten program.

Unencumbered Balance-That portion of an appropriation or allotment not yet expended or obligated.

Unsecured Roll-That portion of assessed property that is movable, such as boats, planes, etc.

Waivers-Permission from the State Board of Education—or, in some cases, from the Superintendent of Public Instruction—to set aside the requirements of an Education Code provision upon the request of a school district. See Education Code Section 33050.

Santa Cruz City Schools

Santa Cruz City Elementary District ♦ Santa Cruz City High School District

Adopted SACS Report
2021 – 2022

June 16, 2021

The District

The Santa City Schools are comprised of an Elementary District (K-5) and a High School District (6-12) governed by a common Board of Education. The Elementary District draws students from within the city of Santa Cruz. There are five K-5 schools serving 1,810 TK-5 students. The High School District encompasses much of the northern portion of Santa Cruz County drawing its student population from the communities of: Davenport, Bonny Doon, Scotts Valley, Santa Cruz, Live Oak, Soquel and Capitola. The secondary District includes two middle schools, (grades 6-8), three comprehensive high schools, a continuation school, an independent studies program and a K-12 home study program with a combined population of 4,395 students. Delta Charter School (grades 9-12) serves 109 students.

The following schools comprise Santa Cruz City Schools:

Elementary Schools (K-5)

- Bay View Elementary
- Delaveaga Elementary
- Gault Elementary
- Westlake Elementary

Middle Schools (6-8)

- Branciforte Middle School
- Mission Hill Middle School

Charter School

- Delta High School (9-12)

High Schools (9-12)

- Harbor High School
- Santa Cruz High School
- Soquel High School

Branciforte Small Schools

- Monarch (K-5)
- Alternative Family Education (K-12)
- Costanoa Continuation High School (10-12)
- ARK Independent Study (9-12)

Santa Cruz City Schools

2021 – 2022 SACS Report

Board of Trustees

Claudia Vestal
President

Deborah Tracy-Proulx
Vice President

Sheila Coonerty
Member

John Owen
Member

Cynthia Ranii
Member

Jeremy Shonick
Member

Patricia Threet
Member

Kris Munro, Superintendent
Jim Monreal, Assistant Superintendent, Business Services

G = General Ledger Data; S = Supplemental Data

Form	Description	Data Supplied For: 2020-21 Estimated Actuals	2021-22 Budget
01	General Fund/County School Service Fund	GS	GS
08	Student Activity Special Revenue Fund		
09	Charter Schools Special Revenue Fund		
10	Special Education Pass-Through Fund		
11	Adult Education Fund	G	G
12	Child Development Fund		
13	Cafeteria Special Revenue Fund	G	G
14	Deferred Maintenance Fund	G	G
15	Pupil Transportation Equipment Fund		
17	Special Reserve Fund for Other Than Capital Outlay Projects		
18	School Bus Emissions Reduction Fund		
19	Foundation Special Revenue Fund		
20	Special Reserve Fund for Postemployment Benefits	G	G
21	Building Fund	G	G
25	Capital Facilities Fund	G	G
30	State School Building Lease-Purchase Fund		
35	County School Facilities Fund		
40	Special Reserve Fund for Capital Outlay Projects	G	G
49	Capital Project Fund for Blended Component Units		
51	Bond Interest and Redemption Fund	G	G
52	Debt Service Fund for Blended Component Units		
53	Tax Override Fund		
56	Debt Service Fund		G
57	Foundation Permanent Fund		
61	Cafeteria Enterprise Fund		
62	Charter Schools Enterprise Fund		
63	Other Enterprise Fund		
66	Warehouse Revolving Fund		
67	Self-Insurance Fund		
71	Retiree Benefit Fund		
73	Foundation Private-Purpose Trust Fund	G	G
76	Warrant/Pass-Through Fund		
95	Student Body Fund		
A	Average Daily Attendance	S	S
ASSET	Schedule of Capital Assets		
CASH	Cashflow Worksheet		S
CB	Budget Certification		S
CC	Workers' Compensation Certification		S
CEA	Current Expense Formula/Minimum Classroom Comp. - Actuals	GS	
CEB	Current Expense Formula/Minimum Classroom Comp. - Budget		GS
CHG	Change Order Form		
DEBT	Schedule of Long-Term Liabilities	S	
ESMOE	Every Student Succeeds Act Maintenance of Effort	GS	
ICR	Indirect Cost Rate Worksheet	GS	
L	Lottery Report	GS	
MYP	Multiyear Projections - General Fund		GS

G = General Ledger Data; S = Supplemental Data

Form	Description	Data Supplied For: 2020-21 Estimated Actuals	2021-22 Budget
SEA	Special Education Revenue Allocations		
SEAS	Special Education Revenue Allocations Setup (SELPA Selection)		S
SIAA	Summary of Interfund Activities - Actuals	G	
SIAB	Summary of Interfund Activities - Budget		G
01CS	Criteria and Standards Review	GS	GS

Description	Resource Codes	Object Codes	2020-21 Estimated Actuals Unrestricted (A)	Restricted (B)	Total Fund col. A + B (C)	2021-22 Budget Unrestricted (D)	Restricted (E)	Total Fund col. D + E (F)	% Diff Column C & F
A. REVENUES									
1) LCFF Sources		8010-8099	69,957,026.00	0.00	69,957,026.00	72,582,604.00	0.00	72,582,604.00	3.8%
2) Federal Revenue		8100-8299	0.00	11,871,611.00	11,871,611.00	0.00	5,014,624.00	5,014,624.00	-57.8%
3) Other State Revenue		8300-8599	1,174,757.00	12,435,898.00	13,610,655.00	1,174,757.00	7,296,995.00	8,471,752.00	-37.8%
4) Other Local Revenue		8600-8799	7,199,019.00	2,316,652.00	9,515,671.00	7,168,237.00	141,215.00	7,309,452.00	-23.2%
5) TOTAL, REVENUES			78,330,802.00	26,624,161.00	104,954,963.00	80,925,598.00	12,452,834.00	93,378,432.00	-11.0%
B. EXPENDITURES									
1) Certificated Salaries		1000-1999	29,802,986.00	8,243,277.00	38,046,263.00	30,808,135.00	10,356,136.00	41,164,271.00	8.2%
2) Classified Salaries		2000-2999	8,855,486.00	4,162,855.00	13,018,341.00	9,097,615.00	4,377,482.00	13,475,097.00	3.5%
3) Employee Benefits		3000-3999	15,375,199.00	8,684,734.00	24,059,933.00	17,530,325.00	10,131,683.00	27,662,008.00	15.0%
4) Books and Supplies		4000-4999	1,744,433.00	11,915,701.00	13,660,134.00	2,278,247.00	1,700,191.00	3,978,438.00	-70.9%
5) Services and Other Operating Expenditures		5000-5999	6,577,846.00	7,139,685.00	13,717,531.00	6,481,249.00	6,384,869.00	12,866,118.00	-6.2%
6) Capital Outlay		6000-6999	281,746.00	262,289.00	544,035.00	158,502.00	236,131.00	394,633.00	-27.5%
7) Other Outgo (excluding Transfers of Indirect Costs)		7100-7299 7400-7499	25,362.00	0.00	25,362.00	25,362.00	0.00	25,362.00	0.0%
8) Other Outgo - Transfers of Indirect Costs		7300-7399	(802,284.00)	802,284.00	0.00	(1,056,387.00)	1,056,387.00	0.00	0.0%
9) TOTAL, EXPENDITURES			61,860,774.00	41,210,825.00	103,071,599.00	65,323,048.00	34,242,879.00	99,565,927.00	-3.4%
C. EXCESS (DEFICIENCY) OF REVENUES OVER EXPENDITURES BEFORE OTHER FINANCING SOURCES AND USES (A5 - B9)			16,470,028.00	(14,586,664.00)	1,883,364.00	15,602,550.00	(21,790,045.00)	(6,187,495.00)	-428.5%
D. OTHER FINANCING SOURCES/USES									
1) Interfund Transfers									
a) Transfers In		8900-8929	2,500,000.00	0.00	2,500,000.00	2,500,000.00	0.00	2,500,000.00	0.0%
b) Transfers Out		7600-7629	719,537.00	0.00	719,537.00	300,000.00	0.00	300,000.00	-58.3%
2) Other Sources/Uses									
a) Sources		8930-8979	0.00	0.00	0.00	0.00	0.00	0.00	0.0%
b) Uses		7630-7699	0.00	0.00	0.00	0.00	0.00	0.00	0.0%
3) Contributions		8980-8999	(17,217,473.00)	17,217,473.00	0.00	(19,040,844.00)	19,040,844.00	0.00	0.0%
4) TOTAL, OTHER FINANCING SOURCES/USES			(15,437,010.00)	17,217,473.00	1,780,463.00	(16,840,844.00)	19,040,844.00	2,200,000.00	23.6%

Description	Resource Codes	Object Codes	2020-21 Estimated Actuals Unrestricted (A)	Restricted (B)	Total Fund col. A + B (C)	2021-22 Budget Unrestricted (D)	Restricted (E)	Total Fund col. D + E (F)	% Diff Column C & F
E. NET INCREASE (DECREASE) IN FUND BALANCE (C + D4)			1,033,018.00	2,630,809.00	3,663,827.00	(1,238,294.00)	(2,749,201.00)	(3,987,495.00)	-208.8%
F. FUND BALANCE, RESERVES									
1) Beginning Fund Balance									
a) As of July 1 - Unaudited		9791	16,126,910.26	1,695,653.98	17,822,564.24	17,159,928.26	4,326,462.98	21,486,391.24	20.6%
b) Audit Adjustments		9793	0.00	0.00	0.00	0.00	0.00	0.00	0.0%
c) As of July 1 - Audited (F1a + F1b)			16,126,910.26	1,695,653.98	17,822,564.24	17,159,928.26	4,326,462.98	21,486,391.24	20.6%
d) Other Restatements		9795	0.00	0.00	0.00	0.00	0.00	0.00	0.0%
e) Adjusted Beginning Balance (F1c + F1d)			16,126,910.26	1,695,653.98	17,822,564.24	17,159,928.26	4,326,462.98	21,486,391.24	20.6%
2) Ending Balance, June 30 (E + F1e)			17,159,928.26	4,326,462.98	21,486,391.24	15,921,634.26	1,577,261.98	17,498,896.24	-18.6%
Components of Ending Fund Balance									
a) Nonspendable									
Revolving Cash		9711	40,000.00	0.00	40,000.00	40,000.00	0.00	40,000.00	0.0%
Stores		9712	27,646.66	0.00	27,646.66	27,647.00	0.00	27,647.00	0.0%
Prepaid Items		9713	0.00	0.00	0.00	0.00	0.00	0.00	0.0%
All Others		9719	0.00	0.00	0.00	0.00	0.00	0.00	0.0%
b) Restricted		9740	0.00	5,183,149.25	5,183,149.25	0.00	2,470,567.25	2,470,567.25	-52.3%
c) Committed									
Stabilization Arrangements		9750	0.00	0.00	0.00	0.00	0.00	0.00	0.0%
Other Commitments		9760	0.00	0.00	0.00	0.00	0.00	0.00	0.0%
d) Assigned									
Other Assignments		9780	10,857,067.00	0.00	10,857,067.00	11,071,848.00	0.00	11,071,848.00	2.0%
Reserve for 22/23 Deficit	0000	9780				*3,860,656.00*		*3,860,656.00*	
Reserve for 23/24 Deficit	0000	9780				*4,861,192.00*		*4,861,192.00*	
Reserve for LCAP Hold Harmless(LCFF	0000	9780				*450,000.00*		*450,000.00*	
For Chromebooks (1,000 yr 1, 600 for yrs	0000	9780				*400,000.00*		*400,000.00*	
For HVAC and HEPA Air Filters	0000	9780				*200,000.00*		*200,000.00*	
For Extended Fed & State waiver to serv	0000	9780				*300,000.00*		*300,000.00*	
For Curriculum Master Plan	0000	9780				*1,000,000.00*		*1,000,000.00*	
Reserve for 21/22 Deficit	0000	9780	*1,215,219.00*		*1,215,219.00*				
Reserve for 22/23 Deficit	0000	9780	*3,860,656.00*		*3,860,656.00*				
Reserve for 23/24 Deficit	0000	9780	*4,861,192.00*		*4,861,192.00*				
Reserve for LCAP Hold Harmless(LCFF	0000	9780	*920,000.00*		*920,000.00*				
e) Unassigned/Unappropriated									
Reserve for Economic Uncertainties		9789	3,113,734.00	0.00	3,113,734.00	2,995,978.00	0.00	2,995,978.00	-3.8%
Unassigned/Unappropriated Amount		9790	3,121,480.60	(856,686.27)	2,264,794.33	1,786,161.26	(893,305.27)	892,855.99	-60.6%

Description	Resource Codes	Object Codes	2020-21 Estimated Actuals Unrestricted (A)	Restricted (B)	Total Fund col. A + B (C)	2021-22 Budget Unrestricted (D)	Restricted (E)	Total Fund col. D + E (F)	% Diff Column C & F
G. ASSETS									
1) Cash									
a) in County Treasury		9110	39,377,416.16	(10,180,693.40)	29,196,722.76				
1) Fair Value Adjustment to Cash in County Treasury		9111	0.00	0.00	0.00				
b) in Banks		9120	50,002.73	0.00	50,002.73				
c) in Revolving Cash Account		9130	40,000.00	0.00	40,000.00				
d) with Fiscal Agent/Trustee		9135	0.00	0.00	0.00				
e) Collections Awaiting Deposit		9140	0.00	0.00	0.00				
2) Investments		9150	0.00	0.00	0.00				
3) Accounts Receivable		9200	170,389.91	164,740.27	335,130.18				
4) Due from Grantor Government		9290	0.00	0.00	0.00				
5) Due from Other Funds		9310	10,000.00	0.00	10,000.00				
6) Stores		9320	27,646.66	0.00	27,646.66				
7) Prepaid Expenditures		9330	0.00	0.00	0.00				
8) Other Current Assets		9340	0.00	0.00	0.00				
9) TOTAL, ASSETS			39,675,455.46	(10,015,953.13)	29,659,502.33				
H. DEFERRED OUTFLOWS OF RESOURCES									
1) Deferred Outflows of Resources		9490	0.00	0.00	0.00				
2) TOTAL, DEFERRED OUTFLOWS			0.00	0.00	0.00				
I. LIABILITIES									
1) Accounts Payable		9500	4,109,243.94	98,792.03	4,208,035.97				
2) Due to Grantor Governments		9590	0.00	0.00	0.00				
3) Due to Other Funds		9610	0.00	0.00	0.00				
4) Current Loans		9640	0.00	0.00	0.00				
5) Unearned Revenue		9650	0.00	0.00	0.00				
6) TOTAL, LIABILITIES			4,109,243.94	98,792.03	4,208,035.97				
J. DEFERRED INFLOWS OF RESOURCES									
1) Deferred Inflows of Resources		9690	0.00	0.00	0.00				
2) TOTAL, DEFERRED INFLOWS			0.00	0.00	0.00				
K. FUND EQUITY									
Ending Fund Balance, June 30 (G9 + H2) - (I6 + J2)			35,566,211.52	(10,114,745.16)	25,451,466.36				

Description	Resource Codes	Object Codes	2020-21 Estimated Actuals Unrestricted (A)	Restricted (B)	Total Fund col. A + B (C)	2021-22 Budget Unrestricted (D)	Restricted (E)	Total Fund col. D + E (F)	% Diff Column C & F
LCFF SOURCES									
Principal Apportionment State Aid - Current Year		8011	13,915,860.00	0.00	13,915,860.00	14,923,058.00	0.00	14,923,058.00	7.2%
Education Protection Account State Aid - Current Year		8012	1,224,140.00	0.00	1,224,140.00	1,221,196.00	0.00	1,221,196.00	-0.2%
State Aid - Prior Years		8019	0.00	0.00	0.00	0.00	0.00	0.00	0.0%
Tax Relief Subventions Homeowners' Exemptions		8021	266,096.00	0.00	266,096.00	274,079.00	0.00	274,079.00	3.0%
Timber Yield Tax		8022	51.00	0.00	51.00	53.00	0.00	53.00	3.9%
Other Subventions/In-Lieu Taxes		8029	0.00	0.00	0.00	0.00	0.00	0.00	0.0%
County & District Taxes Secured Roll Taxes		8041	50,065,669.00	0.00	50,065,669.00	51,567,640.00	0.00	51,567,640.00	3.0%
Unsecured Roll Taxes		8042	843,901.00	0.00	843,901.00	869,218.00	0.00	869,218.00	3.0%
Prior Years' Taxes		8043	167,703.00	0.00	167,703.00	172,734.00	0.00	172,734.00	3.0%
Supplemental Taxes		8044	219,364.00	0.00	219,364.00	225,945.00	0.00	225,945.00	3.0%
Education Revenue Augmentation Fund (ERAF)		8045	1,092,170.00	0.00	1,092,170.00	1,124,935.00	0.00	1,124,935.00	3.0%
Community Redevelopment Funds (SB 617/699/1992)		8047	5,826,195.00	0.00	5,826,195.00	6,000,981.00	0.00	6,000,981.00	3.0%
Penalties and Interest from Delinquent Taxes		8048	11,959.00	0.00	11,959.00	12,318.00	0.00	12,318.00	3.0%
Miscellaneous Funds (EC 41604) Royalties and Bonuses		8081	0.00	0.00	0.00	0.00	0.00	0.00	0.0%
Other In-Lieu Taxes		8082	3,173.00	0.00	3,173.00	3,268.00	0.00	3,268.00	3.0%
Less: Non-LCFF (50%) Adjustment		8089	0.00	0.00	0.00	0.00	0.00	0.00	0.0%
Subtotal, LCFF Sources			73,636,281.00	0.00	73,636,281.00	76,395,425.00	0.00	76,395,425.00	3.7%
LCFF Transfers									
Unrestricted LCFF Transfers - Current Year	0000	8091	0.00		0.00	0.00		0.00	0.0%
All Other LCFF Transfers - Current Year	All Other	8091	0.00	0.00	0.00	0.00	0.00	0.00	0.0%
Transfers to Charter Schools in Lieu of Property Taxes		8096	(3,679,255.00)	0.00	(3,679,255.00)	(3,812,821.00)	0.00	(3,812,821.00)	3.6%
Property Taxes Transfers		8097	0.00	0.00	0.00	0.00	0.00	0.00	0.0%
LCFF/Revenue Limit Transfers - Prior Years		8099	0.00	0.00	0.00	0.00	0.00	0.00	0.0%
TOTAL, LCFF SOURCES			69,957,026.00	0.00	69,957,026.00	72,582,604.00	0.00	72,582,604.00	3.8%
FEDERAL REVENUE									
Maintenance and Operations		8110	0.00	0.00	0.00	0.00	0.00	0.00	0.0%
Special Education Entitlement		8181	0.00	1,469,967.00	1,469,967.00	0.00	1,481,629.00	1,481,629.00	0.8%
Special Education Discretionary Grants		8182	0.00	123,322.00	123,322.00	0.00	120,126.00	120,126.00	-2.6%
Child Nutrition Programs		8220	0.00	0.00	0.00	0.00	0.00	0.00	0.0%
Donated Food Commodities		8221	0.00	0.00	0.00	0.00	0.00	0.00	0.0%
Forest Reserve Funds		8260	0.00	0.00	0.00	0.00	0.00	0.00	0.0%
Flood Control Funds		8270	0.00	0.00	0.00	0.00	0.00	0.00	0.0%
Wildlife Reserve Funds		8280	0.00	0.00	0.00	0.00	0.00	0.00	0.0%
FEMA		8281	0.00	0.00	0.00	0.00	0.00	0.00	0.0%
Interagency Contracts Between LEAs		8285	0.00	0.00	0.00	0.00	0.00	0.00	0.0%
Pass-Through Revenues from Federal Sources		8287	0.00	0.00	0.00	0.00	0.00	0.00	0.0%
Title I, Part A, Basic	3010	8290		1,294,209.00	1,294,209.00		980,071.00	980,071.00	-24.3%
Title I, Part D, Local Delinquent Programs	3025	8290		0.00	0.00		0.00	0.00	0.0%
Title II, Part A, Supporting Effective Instruction	4035	8290		271,887.00	271,887.00		247,003.00	247,003.00	-9.2%
Title III, Part A, Immigrant Student Program	4201	8290		7,181.00	7,181.00		0.00	0.00	-100.0%

Description	Resource Codes	Object Codes	2020-21 Estimated Actuals Unrestricted (A)	Restricted (B)	Total Fund col. A + B (C)	2021-22 Budget Unrestricted (D)	Restricted (E)	Total Fund col. D + E (F)	% Diff Column C & F
Title III, Part A, English Learner Program	4203	8290		184,799.00	184,799.00		258,682.00	258,682.00	40.0%
Public Charter Schools Grant Program (PCSGP)	4610	8290		0.00	0.00		0.00	0.00	0.0%
Other NCLB / Every Student Succeeds Act	3020, 3040, 3041, 3045, 3060, 3061, 3110, 3150, 3155, 3177, 3180, 3181, 3182, 3185, 4037, 4050, 4123, 4124, 4126, 4127, 4128, 5510, 5630	8290		288,072.00	288,072.00		256,975.00	256,975.00	-10.8%
Career and Technical Education	3500-3599	8290		78,433.00	78,433.00		71,082.00	71,082.00	-9.4%
All Other Federal Revenue	All Other	8290	0.00	8,153,741.00	8,153,741.00	0.00	1,599,056.00	1,599,056.00	-80.4%
TOTAL, FEDERAL REVENUE			0.00	11,871,611.00	11,871,611.00	0.00	5,014,624.00	5,014,624.00	-57.8%
OTHER STATE REVENUE									
Other State Apportionments									
ROC/P Entitlement Prior Years	6360	8319		0.00	0.00		0.00	0.00	0.0%
Special Education Master Plan Current Year	6500	8311		0.00	0.00		0.00	0.00	0.0%
Prior Years	6500	8319		0.00	0.00		0.00	0.00	0.0%
All Other State Apportionments - Current Year	All Other	8311	0.00	0.00	0.00	0.00	0.00	0.00	0.0%
All Other State Apportionments - Prior Years	All Other	8319	0.00	0.00	0.00	0.00	0.00	0.00	0.0%
Child Nutrition Programs		8520	0.00	0.00	0.00	0.00	0.00	0.00	0.0%
Mandated Costs Reimbursements		8550	287,969.00	0.00	287,969.00	287,969.00	0.00	287,969.00	0.0%
Lottery - Unrestricted and Instructional Materials		8560	886,788.00	311,408.00	1,198,196.00	886,788.00	303,204.00	1,189,992.00	-0.7%
Tax Relief Subventions Restricted Levies - Other									
Homeowners' Exemptions		8575	0.00	0.00	0.00	0.00	0.00	0.00	0.0%
Other Subventions/In-Lieu Taxes		8576	0.00	0.00	0.00	0.00	0.00	0.00	0.0%
Pass-Through Revenues from State Sources		8587	0.00	0.00	0.00	0.00	0.00	0.00	0.0%
After School Education and Safety (ASES)	6010	8590		276,775.00	276,775.00		251,464.00	251,464.00	-9.1%
Charter School Facility Grant	6030	8590		0.00	0.00		0.00	0.00	0.0%
Drug/Alcohol/Tobacco Funds	6650, 6690, 6695	8590		0.00	0.00		0.00	0.00	0.0%
California Clean Energy Jobs Act	6230	8590		0.00	0.00		0.00	0.00	0.0%
Career Technical Education Incentive Grant Program	6387	8590		482,967.00	482,967.00		264,045.00	264,045.00	-45.3%
American Indian Early Childhood Education	7210	8590		0.00	0.00		0.00	0.00	0.0%
Specialized Secondary	7370	8590		0.00	0.00		0.00	0.00	0.0%
Quality Education Investment Act	7400	8590		0.00	0.00		0.00	0.00	0.0%
All Other State Revenue	All Other	8590	0.00	11,364,748.00	11,364,748.00	0.00	6,478,282.00	6,478,282.00	-43.0%
TOTAL, OTHER STATE REVENUE			1,174,757.00	12,435,898.00	13,610,655.00	1,174,757.00	7,296,995.00	8,471,752.00	-37.8%

Description	Resource Codes	Object Codes	2020-21 Estimated Actuals Unrestricted (A)	Restricted (B)	Total Fund col. A + B (C)	2021-22 Budget Unrestricted (D)	Restricted (E)	Total Fund col. D + E (F)	% Diff Column C & F
OTHER LOCAL REVENUE									
Other Local Revenue									
County and District Taxes									
Other Restricted Levies									
Secured Roll		8615	0.00	0.00	0.00	0.00	0.00	0.00	0.0%
Unsecured Roll		8616	0.00	0.00	0.00	0.00	0.00	0.00	0.0%
Prior Years' Taxes		8617	0.00	0.00	0.00	0.00	0.00	0.00	0.0%
Supplemental Taxes		8618	0.00	0.00	0.00	0.00	0.00	0.00	0.0%
Non-Ad Valorem Taxes									
Parcel Taxes		8621	6,924,600.00	0.00	6,924,600.00	6,893,118.00	0.00	6,893,118.00	-0.5%
Other		8622	0.00	0.00	0.00	0.00	0.00	0.00	0.0%
Community Redevelopment Funds Not Subject to LCFF Deduction		8625	0.00	0.00	0.00	0.00	0.00	0.00	0.0%
Penalties and Interest from Delinquent Non-LCFF Taxes		8629	0.00	0.00	0.00	0.00	0.00	0.00	0.0%
Sales									
Sale of Equipment/Supplies		8631	0.00	0.00	0.00	0.00	0.00	0.00	0.0%
Sale of Publications		8632	0.00	0.00	0.00	0.00	0.00	0.00	0.0%
Food Service Sales		8634	0.00	0.00	0.00	0.00	0.00	0.00	0.0%
All Other Sales		8639	0.00	0.00	0.00	0.00	0.00	0.00	0.0%
Leases and Rentals		8650	87,744.00	370,912.00	458,656.00	87,744.00	370,912.00	458,656.00	0.0%
Interest		8660	102,300.00	0.00	102,300.00	103,000.00	0.00	103,000.00	0.7%
Net Increase (Decrease) in the Fair Value of Investments		8662	0.00	0.00	0.00	0.00	0.00	0.00	0.0%
Fees and Contracts									
Adult Education Fees		8671	0.00	0.00	0.00	0.00	0.00	0.00	0.0%
Non-Resident Students		8672	0.00	0.00	0.00	0.00	0.00	0.00	0.0%
Transportation Fees From Individuals		8675	0.00	0.00	0.00	0.00	0.00	0.00	0.0%
Interagency Services		8677	0.00	0.00	0.00	0.00	0.00	0.00	0.0%
Mitigation/Developer Fees		8681	0.00	0.00	0.00	0.00	0.00	0.00	0.0%
All Other Fees and Contracts		8689	0.00	2,365.00	2,365.00	0.00	0.00	0.00	-100.0%
Other Local Revenue									
Plus: Misc Funds Non-LCFF (50%) Adjustment		8691	0.00	0.00	0.00	0.00	0.00	0.00	0.0%
Pass-Through Revenues From Local Sources		8697	0.00	0.00	0.00	0.00	0.00	0.00	0.0%
All Other Local Revenue		8699	84,375.00	1,786,295.00	1,870,670.00	84,375.00	755,000.00	839,375.00	-55.1%
Tuition		8710	0.00	0.00	0.00	0.00	0.00	0.00	0.0%
All Other Transfers In		8781-8783	0.00	0.00	0.00	0.00	0.00	0.00	0.0%
Transfers of Apportionments									
Special Education SELPA Transfers									
From Districts or Charter Schools	6500	8791		0.00	0.00		0.00	0.00	0.0%
From County Offices	6500	8792		157,080.00	157,080.00		(984,697.00)	(984,697.00)	-726.9%
From JPAs	6500	8793		0.00	0.00		0.00	0.00	0.0%
ROC/P Transfers									
From Districts or Charter Schools	6360	8791		0.00	0.00		0.00	0.00	0.0%
From County Offices	6360	8792		0.00	0.00		0.00	0.00	0.0%
From JPAs	6360	8793		0.00	0.00		0.00	0.00	0.0%
Other Transfers of Apportionments									
From Districts or Charter Schools	All Other	8791	0.00	0.00	0.00	0.00	0.00	0.00	0.0%
From County Offices	All Other	8792	0.00	0.00	0.00	0.00	0.00	0.00	0.0%
From JPAs	All Other	8793	0.00	0.00	0.00	0.00	0.00	0.00	0.0%
All Other Transfers In from All Others		8799	0.00	0.00	0.00	0.00	0.00	0.00	0.0%
TOTAL, OTHER LOCAL REVENUE			7,199,019.00	2,316,652.00	9,515,671.00	7,168,237.00	141,215.00	7,309,452.00	-23.2%
TOTAL, REVENUES			78,330,802.00	26,624,161.00	104,954,963.00	80,925,598.00	12,452,834.00	93,378,432.00	-11.0%

Description	Resource Codes	Object Codes	2020-21 Estimated Actuals Unrestricted (A)	Restricted (B)	Total Fund col. A + B (C)	2021-22 Budget Unrestricted (D)	Restricted (E)	Total Fund col. D + E (F)	% Diff Column C & F
CERTIFICATED SALARIES									
Certificated Teachers' Salaries		1100	23,069,463.00	5,958,605.00	29,028,068.00	23,821,038.00	8,065,264.00	31,886,302.00	9.8%
Certificated Pupil Support Salaries		1200	2,927,759.00	1,507,045.00	4,434,804.00	3,193,703.00	1,361,362.00	4,555,065.00	2.7%
Certificated Supervisors' and Administrators' Salaries		1300	3,480,339.00	551,706.00	4,032,045.00	3,513,036.00	518,953.00	4,031,989.00	0.0%
Other Certificated Salaries		1900	325,425.00	225,921.00	551,346.00	280,358.00	410,557.00	690,915.00	25.3%
TOTAL, CERTIFICATED SALARIES			29,802,986.00	8,243,277.00	38,046,263.00	30,808,135.00	10,356,136.00	41,164,271.00	8.2%
CLASSIFIED SALARIES									
Classified Instructional Salaries		2100	1,097,502.00	2,005,632.00	3,103,134.00	1,119,055.00	1,883,570.00	3,002,625.00	-3.2%
Classified Support Salaries		2200	3,842,564.00	1,671,927.00	5,514,491.00	3,948,856.00	2,053,481.00	6,002,337.00	8.8%
Classified Supervisors' and Administrators' Salaries		2300	918,975.00	174,946.00	1,093,921.00	1,039,306.00	177,081.00	1,216,387.00	11.2%
Clerical, Technical and Office Salaries		2400	2,860,435.00	306,604.00	3,167,039.00	2,857,974.00	202,948.00	3,060,922.00	-3.4%
Other Classified Salaries		2900	136,010.00	3,746.00	139,756.00	132,424.00	60,402.00	192,826.00	38.0%
TOTAL, CLASSIFIED SALARIES			8,855,486.00	4,162,855.00	13,018,341.00	9,097,615.00	4,377,482.00	13,475,097.00	3.5%
EMPLOYEE BENEFITS									
STRS		3101-3102	4,545,793.00	4,880,775.00	9,426,568.00	5,050,898.00	5,578,949.00	10,629,847.00	12.8%
PERS		3201-3202	1,692,034.00	715,600.00	2,407,634.00	1,970,314.00	890,796.00	2,861,110.00	18.8%
OASDI/Medicare/Alternative		3301-3302	1,068,748.00	408,301.00	1,477,049.00	1,198,248.00	465,660.00	1,663,908.00	12.7%
Health and Welfare Benefits		3401-3402	6,675,094.00	2,454,994.00	9,130,088.00	7,276,000.00	2,761,563.00	10,037,563.00	9.9%
Unemployment Insurance		3501-3502	20,287.00	6,557.00	26,844.00	484,142.00	164,582.00	648,724.00	2316.6%
Workers' Compensation		3601-3602	699,406.00	218,507.00	917,913.00	798,856.00	270,133.00	1,068,989.00	16.5%
OPEB, Allocated		3701-3702	673,837.00	0.00	673,837.00	751,867.00	0.00	751,867.00	11.6%
OPEB, Active Employees		3751-3752	0.00	0.00	0.00	0.00	0.00	0.00	0.0%
Other Employee Benefits		3901-3902	0.00	0.00	0.00	0.00	0.00	0.00	0.0%
TOTAL, EMPLOYEE BENEFITS			15,375,199.00	8,684,734.00	24,059,933.00	17,530,325.00	10,131,683.00	27,662,008.00	15.0%
BOOKS AND SUPPLIES									
Approved Textbooks and Core Curricula Materials		4100	488,243.00	346,924.00	835,167.00	342,517.00	292,376.00	634,893.00	-24.0%
Books and Other Reference Materials		4200	34,163.00	123,909.00	158,072.00	62,250.00	500.00	62,750.00	-60.3%
Materials and Supplies		4300	994,749.00	10,724,238.00	11,718,987.00	1,792,465.00	1,402,741.00	3,195,206.00	-72.7%
Noncapitalized Equipment		4400	227,278.00	720,630.00	947,908.00	81,015.00	4,574.00	85,589.00	-91.0%
Food		4700	0.00	0.00	0.00	0.00	0.00	0.00	0.0%
TOTAL, BOOKS AND SUPPLIES			1,744,433.00	11,915,701.00	13,660,134.00	2,278,247.00	1,700,191.00	3,978,438.00	-70.9%
SERVICES AND OTHER OPERATING EXPENDITURES									
Subagreements for Services		5100	67,374.00	1,585,376.00	1,652,750.00	193,991.00	1,913,022.00	2,107,013.00	27.5%
Travel and Conferences		5200	28,984.00	294,350.00	323,334.00	77,567.00	392,904.00	470,471.00	45.5%
Dues and Memberships		5300	39,720.00	14,161.00	53,881.00	50,813.00	591.00	51,404.00	-4.6%
Insurance		5400 - 5450	814,337.00	0.00	814,337.00	807,662.00	0.00	807,662.00	-0.8%
Operations and Housekeeping Services		5500	1,885,590.00	0.00	1,885,590.00	1,962,782.00	0.00	1,962,782.00	4.1%
Rentals, Leases, Repairs, and Noncapitalized Improvements		5600	438,759.00	956,053.00	1,394,812.00	509,757.00	489,743.00	999,500.00	-28.3%
Transfers of Direct Costs		5710	(6,532.00)	6,532.00	0.00	(1,520.00)	1,520.00	0.00	0.0%
Transfers of Direct Costs - Interfund		5750	0.00	0.00	0.00	0.00	0.00	0.00	0.0%
Professional/Consulting Services and Operating Expenditures		5800	2,779,931.00	3,832,036.00	6,611,967.00	2,288,438.00	3,115,232.00	5,403,670.00	-18.3%
Communications		5900	529,683.00	451,177.00	980,860.00	591,759.00	471,857.00	1,063,616.00	8.4%
TOTAL, SERVICES AND OTHER OPERATING EXPENDITURES			6,577,846.00	7,139,685.00	13,717,531.00	6,481,249.00	6,384,869.00	12,866,118.00	-6.2%

Description	Resource Codes	Object Codes	2020-21 Estimated Actuals Unrestricted (A)	Restricted (B)	Total Fund col. A + B (C)	2021-22 Budget Unrestricted (D)	Restricted (E)	Total Fund col. D + E (F)	% Diff Column C & F
CAPITAL OUTLAY									
Land		6100	0.00	0.00	0.00	0.00	0.00	0.00	0.0%
Land Improvements		6170	0.00	0.00	0.00	0.00	0.00	0.00	0.0%
Buildings and Improvements of Buildings		6200	0.00	0.00	0.00	0.00	0.00	0.00	0.0%
Books and Media for New School Libraries or Major Expansion of School Libraries		6300	0.00	0.00	0.00	0.00	0.00	0.00	0.0%
Equipment		6400	44,722.00	136,897.00	181,619.00	89,077.00	72,272.00	161,349.00	-11.2%
Equipment Replacement		6500	237,024.00	125,392.00	362,416.00	69,425.00	163,859.00	233,284.00	-35.6%
Lease Assets		6600	0.00	0.00	0.00	0.00	0.00	0.00	0.0%
TOTAL, CAPITAL OUTLAY			281,746.00	262,289.00	544,035.00	158,502.00	236,131.00	394,633.00	-27.5%
OTHER OUTGO (excluding Transfers of Indirect Costs)									
Tuition									
Tuition for Instruction Under Interdistrict Attendance Agreements		7110	0.00	0.00	0.00	0.00	0.00	0.00	0.0%
State Special Schools		7130	17,063.00	0.00	17,063.00	17,063.00	0.00	17,063.00	0.0%
Tuition, Excess Costs, and/or Deficit Payments									
Payments to Districts or Charter Schools		7141	0.00	0.00	0.00	0.00	0.00	0.00	0.0%
Payments to County Offices		7142	8,299.00	0.00	8,299.00	8,299.00	0.00	8,299.00	0.0%
Payments to JPAs		7143	0.00	0.00	0.00	0.00	0.00	0.00	0.0%
Transfers of Pass-Through Revenues									
To Districts or Charter Schools		7211	0.00	0.00	0.00	0.00	0.00	0.00	0.0%
To County Offices		7212	0.00	0.00	0.00	0.00	0.00	0.00	0.0%
To JPAs		7213	0.00	0.00	0.00	0.00	0.00	0.00	0.0%
Special Education SELPA Transfers of Apportionments									
To Districts or Charter Schools	6500	7221		0.00	0.00		0.00	0.00	0.0%
To County Offices	6500	7222		0.00	0.00		0.00	0.00	0.0%
To JPAs	6500	7223		0.00	0.00		0.00	0.00	0.0%
ROC/P Transfers of Apportionments									
To Districts or Charter Schools	6360	7221		0.00	0.00		0.00	0.00	0.0%
To County Offices	6360	7222		0.00	0.00		0.00	0.00	0.0%
To JPAs	6360	7223		0.00	0.00		0.00	0.00	0.0%
Other Transfers of Apportionments	All Other	7221-7223	0.00	0.00	0.00	0.00	0.00	0.00	0.0%
All Other Transfers		7281-7283	0.00	0.00	0.00	0.00	0.00	0.00	0.0%
All Other Transfers Out to All Others		7299	0.00	0.00	0.00	0.00	0.00	0.00	0.0%
Debt Service									
Debt Service - Interest		7438	0.00	0.00	0.00	0.00	0.00	0.00	0.0%
Other Debt Service - Principal		7439	0.00	0.00	0.00	0.00	0.00	0.00	0.0%
TOTAL, OTHER OUTGO (excluding Transfers of Indirect Costs)			25,362.00	0.00	25,362.00	25,362.00	0.00	25,362.00	0.0%
OTHER OUTGO - TRANSFERS OF INDIRECT COSTS									
Transfers of Indirect Costs		7310	(802,284.00)	802,284.00	0.00	(1,056,387.00)	1,056,387.00	0.00	0.0%
Transfers of Indirect Costs - Interfund		7350	0.00	0.00	0.00	0.00	0.00	0.00	0.0%
TOTAL, OTHER OUTGO - TRANSFERS OF INDIRECT COSTS			(802,284.00)	802,284.00	0.00	(1,056,387.00)	1,056,387.00	0.00	0.0%
TOTAL, EXPENDITURES			61,860,774.00	41,210,825.00	103,071,599.00	65,323,048.00	34,242,879.00	99,565,927.00	-3.4%

Description	Resource Codes	Object Codes	2020-21 Estimated Actuals Unrestricted (A)	Restricted (B)	Total Fund col. A + B (C)	2021-22 Budget Unrestricted (D)	Restricted (E)	Total Fund col. D + E (F)	% Diff Column C & F
INTERFUND TRANSFERS									
INTERFUND TRANSFERS IN									
From: Special Reserve Fund		8912	0.00	0.00	0.00	0.00	0.00	0.00	0.0%
From: Bond Interest and Redemption Fund		8914	0.00	0.00	0.00	0.00	0.00	0.00	0.0%
Other Authorized Interfund Transfers In		8919	2,500,000.00	0.00	2,500,000.00	2,500,000.00	0.00	2,500,000.00	0.0%
(a) TOTAL, INTERFUND TRANSFERS IN			2,500,000.00	0.00	2,500,000.00	2,500,000.00	0.00	2,500,000.00	0.0%
INTERFUND TRANSFERS OUT									
To: Child Development Fund		7611	0.00	0.00	0.00	0.00	0.00	0.00	0.0%
To: Special Reserve Fund		7612	0.00	0.00	0.00	0.00	0.00	0.00	0.0%
To: State School Building Fund/ County School Facilities Fund		7613	0.00	0.00	0.00	0.00	0.00	0.00	0.0%
To: Cafeteria Fund		7616	719,537.00	0.00	719,537.00	300,000.00	0.00	300,000.00	-58.3%
Other Authorized Interfund Transfers Out		7619	0.00	0.00	0.00	0.00	0.00	0.00	0.0%
(b) TOTAL, INTERFUND TRANSFERS OUT			719,537.00	0.00	719,537.00	300,000.00	0.00	300,000.00	-58.3%
OTHER SOURCES/USES									
SOURCES									
State Apportionments Emergency Apportionments		8931	0.00	0.00	0.00	0.00	0.00	0.00	0.0%
Proceeds									
Proceeds from Disposal of Capital Assets		8953	0.00	0.00	0.00	0.00	0.00	0.00	0.0%
Other Sources									
Transfers from Funds of Lapsed/Reorganized LEAs		8965	0.00	0.00	0.00	0.00	0.00	0.00	0.0%
Long-Term Debt Proceeds Proceeds from Certificates of Participation		8971	0.00	0.00	0.00	0.00	0.00	0.00	0.0%
Proceeds from Leases		8972	0.00	0.00	0.00	0.00	0.00	0.00	0.0%
Proceeds from Lease Revenue Bonds		8973	0.00	0.00	0.00	0.00	0.00	0.00	0.0%
All Other Financing Sources		8979	0.00	0.00	0.00	0.00	0.00	0.00	0.0%
(c) TOTAL, SOURCES			0.00	0.00	0.00	0.00	0.00	0.00	0.0%
USES									
Transfers of Funds from Lapsed/Reorganized LEAs		7651	0.00	0.00	0.00	0.00	0.00	0.00	0.0%
All Other Financing Uses		7699	0.00	0.00	0.00	0.00	0.00	0.00	0.0%
(d) TOTAL, USES			0.00	0.00	0.00	0.00	0.00	0.00	0.0%
CONTRIBUTIONS									
Contributions from Unrestricted Revenues		8980	(17,217,473.00)	17,217,473.00	0.00	(19,040,844.00)	19,040,844.00	0.00	0.0%
Contributions from Restricted Revenues		8990	0.00	0.00	0.00	0.00	0.00	0.00	0.0%
(e) TOTAL, CONTRIBUTIONS			(17,217,473.00)	17,217,473.00	0.00	(19,040,844.00)	19,040,844.00	0.00	0.0%
TOTAL, OTHER FINANCING SOURCES/USES (a - b + c - d + e)			(15,437,010.00)	17,217,473.00	1,780,463.00	(16,840,844.00)	19,040,844.00	2,200,000.00	23.6%

Description	Function Codes	Object Codes	2020-21 Estimated Actuals Unrestricted (A)	Restricted (B)	Total Fund col. A + B (C)	2021-22 Budget Unrestricted (D)	Restricted (E)	Total Fund col. D + E (F)	% Diff Column C & F
A. REVENUES									
1) LCFF Sources		8010-8099	69,957,026.00	0.00	69,957,026.00	72,582,604.00	0.00	72,582,604.00	3.8%
2) Federal Revenue		8100-8299	0.00	11,871,611.00	11,871,611.00	0.00	5,014,624.00	5,014,624.00	-57.8%
3) Other State Revenue		8300-8599	1,174,757.00	12,435,898.00	13,610,655.00	1,174,757.00	7,296,995.00	8,471,752.00	-37.8%
4) Other Local Revenue		8600-8799	7,199,019.00	2,316,652.00	9,515,671.00	7,168,237.00	141,215.00	7,309,452.00	-23.2%
5) TOTAL, REVENUES			78,330,802.00	26,624,161.00	104,954,963.00	80,925,598.00	12,452,834.00	93,378,432.00	-11.0%
B. EXPENDITURES (Objects 1000-7999)									
1) Instruction	1000-1999		32,276,921.00	28,792,254.00	61,069,175.00	35,083,043.00	22,935,440.00	58,018,483.00	-5.0%
2) Instruction - Related Services	2000-2999		9,584,240.00	2,516,742.00	12,100,982.00	10,230,559.00	2,332,275.00	12,562,834.00	3.8%
3) Pupil Services	3000-3999		5,281,117.00	4,630,846.00	9,911,963.00	5,419,797.00	4,875,831.00	10,295,628.00	3.9%
4) Ancillary Services	4000-4999		1,764,442.00	39,455.00	1,803,897.00	1,394,226.00	25,635.00	1,419,861.00	-21.3%
5) Community Services	5000-5999		0.00	2,000.00	2,000.00	0.00	0.00	0.00	-100.0%
6) Enterprise	6000-6999		130,258.00	22,061.00	152,319.00	132,726.00	10,674.00	143,400.00	-5.9%
7) General Administration	7000-7999		5,436,687.00	1,499,795.00	6,936,482.00	5,501,048.00	1,276,679.00	6,777,727.00	-2.3%
8) Plant Services	8000-8999		7,357,247.00	3,707,672.00	11,064,919.00	7,531,787.00	2,786,345.00	10,318,132.00	-6.7%
9) Other Outgo	9000-9999	Except 7600-7699	29,862.00	0.00	29,862.00	29,862.00	0.00	29,862.00	0.0%
10) TOTAL, EXPENDITURES			61,860,774.00	41,210,825.00	103,071,599.00	65,323,048.00	34,242,879.00	99,565,927.00	-3.4%
C. EXCESS (DEFICIENCY) OF REVENUES OVER EXPENDITURES BEFORE OTHER FINANCING SOURCES AND USES (A5 - B10)			16,470,028.00	(14,586,664.00)	1,883,364.00	15,602,550.00	(21,790,045.00)	(6,187,495.00)	-428.5%
D. OTHER FINANCING SOURCES/USES									
1) Interfund Transfers									
a) Transfers In		8900-8929	2,500,000.00	0.00	2,500,000.00	2,500,000.00	0.00	2,500,000.00	0.0%
b) Transfers Out		7600-7629	719,537.00	0.00	719,537.00	300,000.00	0.00	300,000.00	-58.3%
2) Other Sources/Uses									
a) Sources		8930-8979	0.00	0.00	0.00	0.00	0.00	0.00	0.0%
b) Uses		7630-7699	0.00	0.00	0.00	0.00	0.00	0.00	0.0%
3) Contributions		8980-8999	(17,217,473.00)	17,217,473.00	0.00	(19,040,844.00)	19,040,844.00	0.00	0.0%
4) TOTAL, OTHER FINANCING SOURCES/USES			(15,437,010.00)	17,217,473.00	1,780,463.00	(16,840,844.00)	19,040,844.00	2,200,000.00	23.6%

Description	Function Codes	Object Codes	2020-21 Estimated Actuals Unrestricted (A)	Restricted (B)	Total Fund col. A + B (C)	2021-22 Budget Unrestricted (D)	Restricted (E)	Total Fund col. D + E (F)	% Diff Column C & F
E. NET INCREASE (DECREASE) IN FUND BALANCE (C + D4)			1,033,018.00	2,630,809.00	3,663,827.00	(1,238,294.00)	(2,749,201.00)	(3,987,495.00)	-208.8%
F. FUND BALANCE, RESERVES									
1) Beginning Fund Balance									
a) As of July 1 - Unaudited		9791	16,126,910.26	1,695,653.98	17,822,564.24	17,159,928.26	4,326,462.98	21,486,391.24	20.6%
b) Audit Adjustments		9793	0.00	0.00	0.00	0.00	0.00	0.00	0.0%
c) As of July 1 - Audited (F1a + F1b)			16,126,910.26	1,695,653.98	17,822,564.24	17,159,928.26	4,326,462.98	21,486,391.24	20.6%
d) Other Restatements		9795	0.00	0.00	0.00	0.00	0.00	0.00	0.0%
e) Adjusted Beginning Balance (F1c + F1d)			16,126,910.26	1,695,653.98	17,822,564.24	17,159,928.26	4,326,462.98	21,486,391.24	20.6%
2) Ending Balance, June 30 (E + F1e)			17,159,928.26	4,326,462.98	21,486,391.24	15,921,634.26	1,577,261.98	17,498,896.24	-18.6%
Components of Ending Fund Balance									
a) Nonspendable									
Revolving Cash		9711	40,000.00	0.00	40,000.00	40,000.00	0.00	40,000.00	0.0%
Stores		9712	27,646.66	0.00	27,646.66	27,647.00	0.00	27,647.00	0.0%
Prepaid Items		9713	0.00	0.00	0.00	0.00	0.00	0.00	0.0%
All Others		9719	0.00	0.00	0.00	0.00	0.00	0.00	0.0%
b) Restricted		9740	0.00	5,183,149.25	5,183,149.25	0.00	2,470,567.25	2,470,567.25	-52.3%
c) Committed									
Stabilization Arrangements		9750	0.00	0.00	0.00	0.00	0.00	0.00	0.0%
Other Commitments (by Resource/Object)		9760	0.00	0.00	0.00	0.00	0.00	0.00	0.0%
d) Assigned									
Other Assignments (by Resource/Object)		9780	10,857,067.00	0.00	10,857,067.00	11,071,848.00	0.00	11,071,848.00	2.0%
Reserve for 22/23 Deficit	0000	9780				*3,860,656.00*		*3,860,656.00*	
Reserve for 23/24 Deficit	0000	9780				*4,861,192.00*		*4,861,192.00*	
Reserve for LCAP Hold Harmless(LCFF	0000	9780				*450,000.00*		*450,000.00*	
For Chromebooks (1,000 yr 1, 600 for y	0000	9780				*400,000.00*		*400,000.00*	
For HVAC and HEPA Air Filters	0000	9780				*200,000.00*		*200,000.00*	
For Extended Fed & State waiver to sen	0000	9780				*300,000.00*		*300,000.00*	
For Curriculum Master Plan	0000	9780				*1,000,000.00*		*1,000,000.00*	
Reserve for 21/22 Deficit	0000	9780	*1,215,219.00*		*1,215,219.00*				
Reserve for 22/23 Deficit	0000	9780	*3,860,656.00*		*3,860,656.00*				
Reserve for 23/24 Deficit	0000	9780	*4,861,192.00*		*4,861,192.00*				
Reserve for LCAP Hold Harmless(LCFF	0000	9780	*920,000.00*		*920,000.00*				
e) Unassigned/Unappropriated									
Reserve for Economic Uncertainties		9789	3,113,734.00	0.00	3,113,734.00	2,995,978.00	0.00	2,995,978.00	-3.8%
Unassigned/Unappropriated Amount		9790	3,121,480.60	(856,686.27)	2,264,794.33	1,786,161.26	(893,305.27)	892,855.99	-60.6%

Resource	Description	2020-21 Estimated Actuals	2021-22 Budget
3210	Elementary and Secondary School Emergency Relief (ESSER) Fund	156,375.69	156,375.69
3220	Coronavirus Relief Fund: Learning Loss Mitigation	0.04	0.04
5640	Medi-Cal Billing Option	0.49	0.49
6300	Lottery: Instructional Materials	0.44	0.44
7311	Classified School Employee Professional Development Block Grant	0.48	0.48
7422	In-Person Instruction (IPI) Grant	1,873,017.00	1,873,017.00
7425	Expanded Learning Opportunities (ELO) Grant	2,463,229.00	0.00
7426	Expanded Learning Opportunities (ELO) Grant: Paraprofessional Sta	249,353.00	0.00
8150	Ongoing & Major Maintenance Account (RMA: Education Code Secti	441,173.11	441,173.11
Total, Restricted Balance		5,183,149.25	2,470,567.25

Description	Resource Codes	Object Codes	2020-21 Estimated Actuals	2021-22 Budget	Percent Difference
A. REVENUES					
1) LCFF Sources		8010-8099	0.00	0.00	0.0%
2) Federal Revenue		8100-8299	0.00	0.00	0.0%
3) Other State Revenue		8300-8599	0.00	0.00	0.0%
4) Other Local Revenue		8600-8799	80,610.00	83,163.00	3.2%
5) TOTAL, REVENUES			80,610.00	83,163.00	3.2%
B. EXPENDITURES					
1) Certificated Salaries		1000-1999	0.00	0.00	0.0%
2) Classified Salaries		2000-2999	30,969.00	31,589.00	2.0%
3) Employee Benefits		3000-3999	29,831.00	31,914.00	7.0%
4) Books and Supplies		4000-4999	3,260.00	3,260.00	0.0%
5) Services and Other Operating Expenditures		5000-5999	16,400.00	16,400.00	0.0%
6) Capital Outlay		6000-6999	0.00	0.00	0.0%
7) Other Outgo (excluding Transfers of Indirect Costs)		7100-7299, 7400-7499	0.00	0.00	0.0%
8) Other Outgo - Transfers of Indirect Costs		7300-7399	0.00	0.00	0.0%
9) TOTAL, EXPENDITURES			80,460.00	83,163.00	3.4%
C. EXCESS (DEFICIENCY) OF REVENUES OVER EXPENDITURES BEFORE OTHER FINANCING SOURCES AND USES (A5 - B9)			150.00	0.00	-100.0%
D. OTHER FINANCING SOURCES/USES					
1) Interfund Transfers					
a) Transfers In		8900-8929	0.00	0.00	0.0%
b) Transfers Out		7600-7629	0.00	0.00	0.0%
2) Other Sources/Uses					
a) Sources		8930-8979	0.00	0.00	0.0%
b) Uses		7630-7699	0.00	0.00	0.0%
3) Contributions		8980-8999	0.00	0.00	0.0%
4) TOTAL, OTHER FINANCING SOURCES/USES			0.00	0.00	0.0%

Description	Resource Codes	Object Codes	2020-21 Estimated Actuals	2021-22 Budget	Percent Difference
E. NET INCREASE (DECREASE) IN FUND BALANCE (C + D4)			150.00	0.00	-100.0%
F. FUND BALANCE, RESERVES					
1) Beginning Fund Balance					
a) As of July 1 - Unaudited		9791	49,219.66	49,369.66	0.3%
b) Audit Adjustments		9793	0.00	0.00	0.0%
c) As of July 1 - Audited (F1a + F1b)			49,219.66	49,369.66	0.3%
d) Other Restatements		9795	0.00	0.00	0.0%
e) Adjusted Beginning Balance (F1c + F1d)			49,219.66	49,369.66	0.3%
2) Ending Balance, June 30 (E + F1e)			49,369.66	49,369.66	0.0%
Components of Ending Fund Balance					
a) Nonspendable					
Revolving Cash		9711	0.00	0.00	0.0%
Stores		9712	0.00	0.00	0.0%
Prepaid Items		9713	0.00	0.00	0.0%
All Others		9719	0.00	0.00	0.0%
b) Restricted		9740	2,158.11	2,158.11	0.0%
c) Committed					
Stabilization Arrangements		9750	0.00	0.00	0.0%
Other Commitments		9760	0.00	0.00	0.0%
d) Assigned					
Other Assignments		9780	47,211.55	47,211.55	0.0%
e) Unassigned/Unappropriated					
Reserve for Economic Uncertainties		9789	0.00	0.00	0.0%
Unassigned/Unappropriated Amount		9790	0.00	0.00	0.0%

Description	Resource Codes	Object Codes	2020-21 Estimated Actuals	2021-22 Budget	Percent Difference
G. ASSETS					
1) Cash					
a) in County Treasury		9110	57,883.70		
1) Fair Value Adjustment to Cash in County Treasury		9111	0.00		
b) in Banks		9120	52.50		
c) in Revolving Cash Account		9130	0.00		
d) with Fiscal Agent/Trustee		9135	0.00		
e) Collections Awaiting Deposit		9140	0.00		
2) Investments		9150	0.00		
3) Accounts Receivable		9200	0.00		
4) Due from Grantor Government		9290	0.00		
5) Due from Other Funds		9310	0.00		
6) Stores		9320	0.00		
7) Prepaid Expenditures		9330	0.00		
8) Other Current Assets		9340	0.00		
9) TOTAL, ASSETS			57,936.20		
H. DEFERRED OUTFLOWS OF RESOURCES					
1) Deferred Outflows of Resources		9490	0.00		
2) TOTAL, DEFERRED OUTFLOWS			0.00		
I. LIABILITIES					
1) Accounts Payable		9500	6,634.75		
2) Due to Grantor Governments		9590	0.00		
3) Due to Other Funds		9610	10,000.00		
4) Current Loans		9640			
5) Unearned Revenue		9650	0.00		
6) TOTAL, LIABILITIES			16,634.75		
J. DEFERRED INFLOWS OF RESOURCES					
1) Deferred Inflows of Resources		9690	0.00		
2) TOTAL, DEFERRED INFLOWS			0.00		
K. FUND EQUITY					
Ending Fund Balance, June 30 (G9 + H2) - (I6 + J2)			41,301.45		

Description	Resource Codes	Object Codes	2020-21 Estimated Actuals	2021-22 Budget	Percent Difference
LCFF SOURCES					
LCFF Transfers					
LCFF Transfers - Current Year		8091	0.00	0.00	0.0%
LCFF/Revenue Limit Transfers - Prior Years		8099	0.00	0.00	0.0%
TOTAL, LCFF SOURCES			0.00	0.00	0.0%
FEDERAL REVENUE					
Interagency Contracts Between LEAs		8285	0.00	0.00	0.0%
Pass-Through Revenues from Federal Sources		8287	0.00	0.00	0.0%
Career and Technical Education	3500-3599	8290	0.00	0.00	0.0%
All Other Federal Revenue	All Other	8290	0.00	0.00	0.0%
TOTAL, FEDERAL REVENUE			0.00	0.00	0.0%
OTHER STATE REVENUE					
Other State Apportionments					
All Other State Apportionments - Current Year		8311	0.00	0.00	0.0%
All Other State Apportionments - Prior Years		8319	0.00	0.00	0.0%
Pass-Through Revenues from State Sources		8587	0.00	0.00	0.0%
Adult Education Program	6391	8590	0.00	0.00	0.0%
All Other State Revenue	All Other	8590	0.00	0.00	0.0%
TOTAL, OTHER STATE REVENUE			0.00	0.00	0.0%

Description	Resource Codes	Object Codes	2020-21 Estimated Actuals	2021-22 Budget	Percent Difference
OTHER LOCAL REVENUE					
Other Local Revenue					
Sales					
Sale of Equipment/Supplies		8631	0.00	0.00	0.0%
Leases and Rentals		8650	0.00	0.00	0.0%
Interest		8660	150.00	150.00	0.0%
Net Increase (Decrease) in the Fair Value of Investments		8662	0.00	0.00	0.0%
Fees and Contracts					
Adult Education Fees		8671	0.00	0.00	0.0%
Interagency Services		8677	0.00	0.00	0.0%
Other Local Revenue					
All Other Local Revenue		8699	80,460.00	83,013.00	3.2%
Tuition		8710	0.00	0.00	0.0%
TOTAL, OTHER LOCAL REVENUE			80,610.00	83,163.00	3.2%
TOTAL, REVENUES			80,610.00	83,163.00	3.2%

Description	Resource Codes	Object Codes	2020-21 Estimated Actuals	2021-22 Budget	Percent Difference
CERTIFICATED SALARIES					
Certificated Teachers' Salaries		1100	0.00	0.00	0.0%
Certificated Pupil Support Salaries		1200	0.00	0.00	0.0%
Certificated Supervisors' and Administrators' Salaries		1300	0.00	0.00	0.0%
Other Certificated Salaries		1900	0.00	0.00	0.0%
TOTAL, CERTIFICATED SALARIES			0.00	0.00	0.0%
CLASSIFIED SALARIES					
Classified Instructional Salaries		2100	0.00	0.00	0.0%
Classified Support Salaries		2200	30,969.00	31,589.00	2.0%
Classified Supervisors' and Administrators' Salaries		2300	0.00	0.00	0.0%
Clerical, Technical and Office Salaries		2400	0.00	0.00	0.0%
Other Classified Salaries		2900	0.00	0.00	0.0%
TOTAL, CLASSIFIED SALARIES			30,969.00	31,589.00	2.0%
EMPLOYEE BENEFITS					
STRS		3101-3102	0.00	0.00	0.0%
PERS		3201-3202	6,411.00	7,237.00	12.9%
OASDI/Medicare/Alternative		3301-3302	2,363.00	2,416.00	2.2%
Health and Welfare Benefits		3401-3402	20,421.00	21,237.00	4.0%
Unemployment Insurance		3501-3502	15.00	389.00	2493.3%
Workers' Compensation		3601-3602	621.00	635.00	2.3%
OPEB, Allocated		3701-3702	0.00	0.00	0.0%
OPEB, Active Employees		3751-3752	0.00	0.00	0.0%
Other Employee Benefits		3901-3902	0.00	0.00	0.0%
TOTAL, EMPLOYEE BENEFITS			29,831.00	31,914.00	7.0%
BOOKS AND SUPPLIES					
Approved Textbooks and Core Curricula Materials		4100	0.00	0.00	0.0%
Books and Other Reference Materials		4200	0.00	0.00	0.0%
Materials and Supplies		4300	3,260.00	3,260.00	0.0%
Noncapitalized Equipment		4400	0.00	0.00	0.0%
TOTAL, BOOKS AND SUPPLIES			3,260.00	3,260.00	0.0%

Description	Resource Codes	Object Codes	2020-21 Estimated Actuals	2021-22 Budget	Percent Difference
SERVICES AND OTHER OPERATING EXPENDITURES					
Subagreements for Services		5100	0.00	0.00	0.0%
Travel and Conferences		5200	0.00	0.00	0.0%
Dues and Memberships		5300	0.00	0.00	0.0%
Insurance		5400-5450	0.00	0.00	0.0%
Operations and Housekeeping Services		5500	14,400.00	14,400.00	0.0%
Rentals, Leases, Repairs, and Noncapitalized Improvements		5600	0.00	0.00	0.0%
Transfers of Direct Costs		5710	0.00	0.00	0.0%
Transfers of Direct Costs - Interfund		5750	0.00	0.00	0.0%
Professional/Consulting Services and Operating Expenditures		5800	2,000.00	2,000.00	0.0%
Communications		5900	0.00	0.00	0.0%
TOTAL, SERVICES AND OTHER OPERATING EXPENDITURES			16,400.00	16,400.00	0.0%
CAPITAL OUTLAY					
Land		6100	0.00	0.00	0.0%
Land Improvements		6170	0.00	0.00	0.0%
Buildings and Improvements of Buildings		6200	0.00	0.00	0.0%
Equipment		6400	0.00	0.00	0.0%
Equipment Replacement		6500	0.00	0.00	0.0%
Lease Assets		6600	0.00	0.00	0.0%
TOTAL, CAPITAL OUTLAY			0.00	0.00	0.0%
OTHER OUTGO (excluding Transfers of Indirect Costs)					
Tuition					
Tuition, Excess Costs, and/or Deficit Payments					
Payments to Districts or Charter Schools		7141	0.00	0.00	0.0%
Payments to County Offices		7142	0.00	0.00	0.0%
Payments to JPAs		7143	0.00	0.00	0.0%
Other Transfers Out					
Transfers of Pass-Through Revenues					
To Districts or Charter Schools		7211	0.00	0.00	0.0%
To County Offices		7212	0.00	0.00	0.0%
To JPAs		7213	0.00	0.00	0.0%
Debt Service					
Debt Service - Interest		7438	0.00	0.00	0.0%
Other Debt Service - Principal		7439	0.00	0.00	0.0%
TOTAL, OTHER OUTGO (excluding Transfers of Indirect Costs)			0.00	0.00	0.0%

Description	Resource Codes	Object Codes	2020-21 Estimated Actuals	2021-22 Budget	Percent Difference
OTHER OUTGO - TRANSFERS OF INDIRECT COSTS					
Transfers of Indirect Costs - Interfund		7350	0.00	0.00	0.0%
TOTAL, OTHER OUTGO - TRANSFERS OF INDIRECT COSTS			0.00	0.00	0.0%
TOTAL, EXPENDITURES			80,460.00	83,163.00	3.4%

Description	Resource Codes	Object Codes	2020-21 Estimated Actuals	2021-22 Budget	Percent Difference
INTERFUND TRANSFERS					
INTERFUND TRANSFERS IN					
Other Authorized Interfund Transfers In		8919	0.00	0.00	0.0%
(a) TOTAL, INTERFUND TRANSFERS IN			0.00	0.00	0.0%
INTERFUND TRANSFERS OUT					
To: State School Building Fund/ County School Facilities Fund		7613	0.00	0.00	0.0%
Other Authorized Interfund Transfers Out		7619	0.00	0.00	0.0%
(b) TOTAL, INTERFUND TRANSFERS OUT			0.00	0.00	0.0%
OTHER SOURCES/USES					
SOURCES					
Other Sources					
Transfers from Funds of Lapsed/Reorganized LEAs		8965	0.00	0.00	0.0%
Long-Term Debt Proceeds					
Proceeds from Certificates of Participation		8971	0.00	0.00	0.0%
Proceeds from Leases		8972	0.00	0.00	0.0%
All Other Financing Sources		8979	0.00	0.00	0.0%
(c) TOTAL, SOURCES			0.00	0.00	0.0%
USES					
Transfers of Funds from Lapsed/Reorganized LEAs		7651	0.00	0.00	0.0%
All Other Financing Uses		7699	0.00	0.00	0.0%
(d) TOTAL, USES			0.00	0.00	0.0%
CONTRIBUTIONS					
Contributions from Unrestricted Revenues		8980	0.00	0.00	0.0%
Contributions from Restricted Revenues		8990	0.00	0.00	0.0%
(e) TOTAL, CONTRIBUTIONS			0.00	0.00	0.0%
TOTAL, OTHER FINANCING SOURCES/USES (a - b + c - d + e)			0.00	0.00	0.0%

Description	Function Codes	Object Codes	2020-21 Estimated Actuals	2021-22 Budget	Percent Difference
A. REVENUES					
1) LCFF Sources		8010-8099	0.00	0.00	0.0%
2) Federal Revenue		8100-8299	0.00	0.00	0.0%
3) Other State Revenue		8300-8599	0.00	0.00	0.0%
4) Other Local Revenue		8600-8799	80,610.00	83,163.00	3.2%
5) TOTAL, REVENUES			80,610.00	83,163.00	3.2%
B. EXPENDITURES (Objects 1000-7999)					
1) Instruction	1000-1999		0.00	0.00	0.0%
2) Instruction - Related Services	2000-2999		0.00	0.00	0.0%
3) Pupil Services	3000-3999		0.00	0.00	0.0%
4) Ancillary Services	4000-4999		0.00	0.00	0.0%
5) Community Services	5000-5999		0.00	0.00	0.0%
6) Enterprise	6000-6999		0.00	0.00	0.0%
7) General Administration	7000-7999		0.00	0.00	0.0%
8) Plant Services	8000-8999		80,460.00	83,163.00	3.4%
9) Other Outgo	9000-9999	Except 7600-7699	0.00	0.00	0.0%
10) TOTAL, EXPENDITURES			80,460.00	83,163.00	3.4%
C. EXCESS (DEFICIENCY) OF REVENUES OVER EXPENDITURES BEFORE OTHER FINANCING SOURCES AND USES (A5 - B10)			150.00	0.00	-100.0%
D. OTHER FINANCING SOURCES/USES					
1) Interfund Transfers					
a) Transfers In		8900-8929	0.00	0.00	0.0%
b) Transfers Out		7600-7629	0.00	0.00	0.0%
2) Other Sources/Uses					
a) Sources		8930-8979	0.00	0.00	0.0%
b) Uses		7630-7699	0.00	0.00	0.0%
3) Contributions		8980-8999	0.00	0.00	0.0%
4) TOTAL, OTHER FINANCING SOURCES/USES			0.00	0.00	0.0%

Description	Function Codes	Object Codes	2020-21 Estimated Actuals	2021-22 Budget	Percent Difference
E. NET INCREASE (DECREASE) IN FUND BALANCE (C + D4)			150.00	0.00	-100.0%
F. FUND BALANCE, RESERVES					
1) Beginning Fund Balance					
a) As of July 1 - Unaudited		9791	49,219.66	49,369.66	0.3%
b) Audit Adjustments		9793	0.00	0.00	0.0%
c) As of July 1 - Audited (F1a + F1b)			49,219.66	49,369.66	0.3%
d) Other Restatements		9795	0.00	0.00	0.0%
e) Adjusted Beginning Balance (F1c + F1d)			49,219.66	49,369.66	0.3%
2) Ending Balance, June 30 (E + F1e)			49,369.66	49,369.66	0.0%
Components of Ending Fund Balance					
a) Nonspendable					
Revolving Cash		9711	0.00	0.00	0.0%
Stores		9712	0.00	0.00	0.0%
Prepaid Items		9713	0.00	0.00	0.0%
All Others		9719	0.00	0.00	0.0%
b) Restricted		9740	2,158.11	2,158.11	0.0%
c) Committed					
Stabilization Arrangements		9750	0.00	0.00	0.0%
Other Commitments (by Resource/Object)		9760	0.00	0.00	0.0%
d) Assigned					
Other Assignments (by Resource/Object)		9780	47,211.55	47,211.55	0.0%
e) Unassigned/Unappropriated					
Reserve for Economic Uncertainties		9789	0.00	0.00	0.0%
Unassigned/Unappropriated Amount		9790	0.00	0.00	0.0%

Resource	Description	2020-21 Estimated Actuals	2021-22 Budget
9010	Other Restricted Local	2,158.11	2,158.11
Total, Restricted Balance		2,158.11	2,158.11

Description	Resource Codes	Object Codes	2020-21 Estimated Actuals	2021-22 Budget	Percent Difference
A. REVENUES					
1) LCFF Sources		8010-8099	0.00	0.00	0.0%
2) Federal Revenue		8100-8299	713,000.00	1,027,000.00	44.0%
3) Other State Revenue		8300-8599	75,000.00	75,000.00	0.0%
4) Other Local Revenue		8600-8799	117,056.00	664,100.00	467.3%
5) TOTAL, REVENUES			905,056.00	1,766,100.00	95.1%
B. EXPENDITURES					
1) Certificated Salaries		1000-1999	0.00	0.00	0.0%
2) Classified Salaries		2000-2999	710,959.00	766,344.00	7.8%
3) Employee Benefits		3000-3999	545,975.00	606,293.00	11.0%
4) Books and Supplies		4000-4999	339,529.00	652,947.00	92.3%
5) Services and Other Operating Expenditures		5000-5999	37,827.00	39,205.00	3.6%
6) Capital Outlay		6000-6999	30,634.00	0.00	-100.0%
7) Other Outgo (excluding Transfers of Indirect Costs)		7100-7299, 7400-7499	0.00	0.00	0.0%
8) Other Outgo - Transfers of Indirect Costs		7300-7399	0.00	0.00	0.0%
9) TOTAL, EXPENDITURES			1,664,924.00	2,064,789.00	24.0%
C. EXCESS (DEFICIENCY) OF REVENUES OVER EXPENDITURES BEFORE OTHER FINANCING SOURCES AND USES (A5 - B9)			(759,868.00)	(298,689.00)	-60.7%
D. OTHER FINANCING SOURCES/USES					
1) Interfund Transfers					
a) Transfers In		8900-8929	719,537.00	300,000.00	-58.3%
b) Transfers Out		7600-7629	0.00	0.00	0.0%
2) Other Sources/Uses					
a) Sources		8930-8979	0.00	0.00	0.0%
b) Uses		7630-7699	0.00	0.00	0.0%
3) Contributions		8980-8999	0.00	0.00	0.0%
4) TOTAL, OTHER FINANCING SOURCES/USES			719,537.00	300,000.00	-58.3%

Description	Resource Codes	Object Codes	2020-21 Estimated Actuals	2021-22 Budget	Percent Difference
E. NET INCREASE (DECREASE) IN FUND BALANCE (C + D4)			(40,331.00)	1,311.00	-103.3%
F. FUND BALANCE, RESERVES					
1) Beginning Fund Balance					
a) As of July 1 - Unaudited		9791	57,625.98	17,294.98	-70.0%
b) Audit Adjustments		9793	0.00	0.00	0.0%
c) As of July 1 - Audited (F1a + F1b)			57,625.98	17,294.98	-70.0%
d) Other Restatements		9795	0.00	0.00	0.0%
e) Adjusted Beginning Balance (F1c + F1d)			57,625.98	17,294.98	-70.0%
2) Ending Balance, June 30 (E + F1e)			17,294.98	18,605.98	7.6%
Components of Ending Fund Balance					
a) Nonspendable					
Revolving Cash		9711	0.00	0.00	0.0%
Stores		9712	39,170.13	0.00	-100.0%
Prepaid Items		9713	0.00	0.00	0.0%
All Others		9719	0.00	0.00	0.0%
b) Restricted		9740	0.00	21,514.13	New
c) Committed					
Stabilization Arrangements		9750	0.00	0.00	0.0%
Other Commitments		9760	0.00	0.00	0.0%
d) Assigned					
Other Assignments		9780	0.00	0.00	0.0%
e) Unassigned/Unappropriated					
Reserve for Economic Uncertainties		9789	0.00	0.00	0.0%
Unassigned/Unappropriated Amount		9790	(21,875.15)	(2,908.15)	-86.7%

Description	Resource Codes	Object Codes	2020-21 Estimated Actuals	2021-22 Budget	Percent Difference
G. ASSETS					
1) Cash					
a) in County Treasury		9110	104,602.53		
1) Fair Value Adjustment to Cash in County Treasury		9111	0.00		
b) in Banks		9120	5,790.14		
c) in Revolving Cash Account		9130	0.00		
d) with Fiscal Agent/Trustee		9135	0.00		
e) Collections Awaiting Deposit		9140	0.00		
2) Investments		9150	0.00		
3) Accounts Receivable		9200	(70,273.04)		
4) Due from Grantor Government		9290	0.00		
5) Due from Other Funds		9310	0.00		
6) Stores		9320	39,170.13		
7) Prepaid Expenditures		9330	0.00		
8) Other Current Assets		9340	0.00		
9) TOTAL, ASSETS			79,289.76		
H. DEFERRED OUTFLOWS OF RESOURCES					
1) Deferred Outflows of Resources		9490	0.00		
2) TOTAL, DEFERRED OUTFLOWS			0.00		
I. LIABILITIES					
1) Accounts Payable		9500	396,172.34		
2) Due to Grantor Governments		9590	0.00		
3) Due to Other Funds		9610	0.00		
4) Current Loans		9640			
5) Unearned Revenue		9650	0.00		
6) TOTAL, LIABILITIES			396,172.34		
J. DEFERRED INFLOWS OF RESOURCES					
1) Deferred Inflows of Resources		9690	0.00		
2) TOTAL, DEFERRED INFLOWS			0.00		
K. FUND EQUITY					
Ending Fund Balance, June 30 (G9 + H2) - (I6 + J2)			(316,882.58)		

Description	Resource Codes	Object Codes	2020-21 Estimated Actuals	2021-22 Budget	Percent Difference
FEDERAL REVENUE					
Child Nutrition Programs		8220	635,000.00	949,000.00	49.4%
Donated Food Commodities		8221	78,000.00	78,000.00	0.0%
All Other Federal Revenue		8290	0.00	0.00	0.0%
TOTAL, FEDERAL REVENUE			713,000.00	1,027,000.00	44.0%
OTHER STATE REVENUE					
Child Nutrition Programs		8520	75,000.00	75,000.00	0.0%
All Other State Revenue		8590	0.00	0.00	0.0%
TOTAL, OTHER STATE REVENUE			75,000.00	75,000.00	0.0%
OTHER LOCAL REVENUE					
Other Local Revenue					
Sales					
Sale of Equipment/Supplies		8631	0.00	0.00	0.0%
Food Service Sales		8634	1,317.00	514,228.00	38945.4%
Leases and Rentals		8650	0.00	0.00	0.0%
Interest		8660	500.00	500.00	0.0%
Net Increase (Decrease) in the Fair Value of Investments		8662	0.00	0.00	0.0%
Fees and Contracts					
Interagency Services		8677	0.00	0.00	0.0%
Other Local Revenue					
All Other Local Revenue		8699	115,239.00	149,372.00	29.6%
TOTAL, OTHER LOCAL REVENUE			117,056.00	664,100.00	467.3%
TOTAL, REVENUES			905,056.00	1,766,100.00	95.1%

Description	Resource Codes	Object Codes	2020-21 Estimated Actuals	2021-22 Budget	Percent Difference
CERTIFICATED SALARIES					
Certificated Supervisors' and Administrators' Salaries		1300	0.00	0.00	0.0%
Other Certificated Salaries		1900	0.00	0.00	0.0%
TOTAL, CERTIFICATED SALARIES			0.00	0.00	0.0%
CLASSIFIED SALARIES					
Classified Support Salaries		2200	518,169.00	574,554.00	10.9%
Classified Supervisors' and Administrators' Salaries		2300	139,560.00	138,560.00	-0.7%
Clerical, Technical and Office Salaries		2400	53,230.00	53,230.00	0.0%
Other Classified Salaries		2900	0.00	0.00	0.0%
TOTAL, CLASSIFIED SALARIES			710,959.00	766,344.00	7.8%
EMPLOYEE BENEFITS					
STRS		3101-3102	0.00	0.00	0.0%
PERS		3201-3202	119,033.00	140,838.00	18.3%
OASDI/Medicare/Alternative		3301-3302	53,368.00	58,626.00	9.9%
Health and Welfare Benefits		3401-3402	359,768.00	382,000.00	6.2%
Unemployment Insurance		3501-3502	355.00	9,426.00	2555.2%
Workers' Compensation		3601-3602	13,451.00	15,403.00	14.5%
OPEB, Allocated		3701-3702	0.00	0.00	0.0%
OPEB, Active Employees		3751-3752	0.00	0.00	0.0%
Other Employee Benefits		3901-3902	0.00	0.00	0.0%
TOTAL, EMPLOYEE BENEFITS			545,975.00	606,293.00	11.0%
BOOKS AND SUPPLIES					
Books and Other Reference Materials		4200	0.00	0.00	0.0%
Materials and Supplies		4300	47,449.00	70,400.00	48.4%
Noncapitalized Equipment		4400	4,463.00	13,570.00	204.1%
Food		4700	287,617.00	568,977.00	97.8%
TOTAL, BOOKS AND SUPPLIES			339,529.00	652,947.00	92.3%

Description	Resource Codes	Object Codes	2020-21 Estimated Actuals	2021-22 Budget	Percent Difference
SERVICES AND OTHER OPERATING EXPENDITURES					
Subagreements for Services		5100	0.00	0.00	0.0%
Travel and Conferences		5200	612.00	2,500.00	308.5%
Dues and Memberships		5300	575.00	575.00	0.0%
Insurance		5400-5450	0.00	0.00	0.0%
Operations and Housekeeping Services		5500	0.00	0.00	0.0%
Rentals, Leases, Repairs, and Noncapitalized Improvements		5600	10,000.00	18,500.00	85.0%
Transfers of Direct Costs		5710	0.00	0.00	0.0%
Transfers of Direct Costs - Interfund		5750	0.00	0.00	0.0%
Professional/Consulting Services and Operating Expenditures		5800	26,010.00	17,000.00	-34.6%
Communications		5900	630.00	630.00	0.0%
TOTAL, SERVICES AND OTHER OPERATING EXPENDITURES			37,827.00	39,205.00	3.6%
CAPITAL OUTLAY					
Buildings and Improvements of Buildings		6200	0.00	0.00	0.0%
Equipment		6400	0.00	0.00	0.0%
Equipment Replacement		6500	30,634.00	0.00	-100.0%
Lease Assets		6600	0.00	0.00	0.0%
TOTAL, CAPITAL OUTLAY			30,634.00	0.00	-100.0%
OTHER OUTGO (excluding Transfers of Indirect Costs)					
Debt Service					
Debt Service - Interest		7438	0.00	0.00	0.0%
Other Debt Service - Principal		7439	0.00	0.00	0.0%
TOTAL, OTHER OUTGO (excluding Transfers of Indirect Costs)			0.00	0.00	0.0%
OTHER OUTGO - TRANSFERS OF INDIRECT COSTS					
Transfers of Indirect Costs - Interfund		7350	0.00	0.00	0.0%
TOTAL, OTHER OUTGO - TRANSFERS OF INDIRECT COSTS			0.00	0.00	0.0%
TOTAL, EXPENDITURES			1,664,924.00	2,064,789.00	24.0%

Description	Resource Codes	Object Codes	2020-21 Estimated Actuals	2021-22 Budget	Percent Difference
INTERFUND TRANSFERS					
INTERFUND TRANSFERS IN					
From: General Fund		8916	719,537.00	300,000.00	-58.3%
Other Authorized Interfund Transfers In		8919	0.00	0.00	0.0%
(a) TOTAL, INTERFUND TRANSFERS IN			719,537.00	300,000.00	-58.3%
INTERFUND TRANSFERS OUT					
Other Authorized Interfund Transfers Out		7619	0.00	0.00	0.0%
(b) TOTAL, INTERFUND TRANSFERS OUT			0.00	0.00	0.0%
OTHER SOURCES/USES					
SOURCES					
Other Sources					
Transfers from Funds of Lapsed/Reorganized LEAs		8965	0.00	0.00	0.0%
Long-Term Debt Proceeds					
Proceeds from Leases		8972	0.00	0.00	0.0%
All Other Financing Sources		8979	0.00	0.00	0.0%
(c) TOTAL, SOURCES			0.00	0.00	0.0%
USES					
Transfers of Funds from Lapsed/Reorganized LEAs		7651	0.00	0.00	0.0%
All Other Financing Uses		7699	0.00	0.00	0.0%
(d) TOTAL, USES			0.00	0.00	0.0%
CONTRIBUTIONS					
Contributions from Unrestricted Revenues		8980	0.00	0.00	0.0%
Contributions from Restricted Revenues		8990	0.00	0.00	0.0%
(e) TOTAL, CONTRIBUTIONS			0.00	0.00	0.0%
TOTAL, OTHER FINANCING SOURCES/USES (a - b + c - d + e)			719,537.00	300,000.00	-58.3%

Description	Function Codes	Object Codes	2020-21 Estimated Actuals	2021-22 Budget	Percent Difference
A. REVENUES					
1) LCFF Sources		8010-8099	0.00	0.00	0.0%
2) Federal Revenue		8100-8299	713,000.00	1,027,000.00	44.0%
3) Other State Revenue		8300-8599	75,000.00	75,000.00	0.0%
4) Other Local Revenue		8600-8799	117,056.00	664,100.00	467.3%
5) TOTAL, REVENUES			905,056.00	1,766,100.00	95.1%
B. EXPENDITURES (Objects 1000-7999)					
1) Instruction	1000-1999		0.00	0.00	0.0%
2) Instruction - Related Services	2000-2999		0.00	0.00	0.0%
3) Pupil Services	3000-3999		1,664,924.00	2,064,789.00	24.0%
4) Ancillary Services	4000-4999		0.00	0.00	0.0%
5) Community Services	5000-5999		0.00	0.00	0.0%
6) Enterprise	6000-6999		0.00	0.00	0.0%
7) General Administration	7000-7999		0.00	0.00	0.0%
8) Plant Services	8000-8999		0.00	0.00	0.0%
9) Other Outgo	9000-9999	Except 7600-7699	0.00	0.00	0.0%
10) TOTAL, EXPENDITURES			1,664,924.00	2,064,789.00	24.0%
C. EXCESS (DEFICIENCY) OF REVENUES OVER EXPENDITURES BEFORE OTHER FINANCING SOURCES AND USES (A5 - B10)			(759,868.00)	(298,689.00)	-60.7%
D. OTHER FINANCING SOURCES/USES					
1) Interfund Transfers					
a) Transfers In		8900-8929	719,537.00	300,000.00	-58.3%
b) Transfers Out		7600-7629	0.00	0.00	0.0%
2) Other Sources/Uses					
a) Sources		8930-8979	0.00	0.00	0.0%
b) Uses		7630-7699	0.00	0.00	0.0%
3) Contributions		8980-8999	0.00	0.00	0.0%
4) TOTAL, OTHER FINANCING SOURCES/USES			719,537.00	300,000.00	-58.3%

Description	Function Codes	Object Codes	2020-21 Estimated Actuals	2021-22 Budget	Percent Difference
E. NET INCREASE (DECREASE) IN FUND BALANCE (C + D4)			(40,331.00)	1,311.00	-103.3%
F. FUND BALANCE, RESERVES					
1) Beginning Fund Balance					
a) As of July 1 - Unaudited		9791	57,625.98	17,294.98	-70.0%
b) Audit Adjustments		9793	0.00	0.00	0.0%
c) As of July 1 - Audited (F1a + F1b)			57,625.98	17,294.98	-70.0%
d) Other Restatements		9795	0.00	0.00	0.0%
e) Adjusted Beginning Balance (F1c + F1d)			57,625.98	17,294.98	-70.0%
2) Ending Balance, June 30 (E + F1e)			17,294.98	18,605.98	7.6%
Components of Ending Fund Balance					
a) Nonspendable					
Revolving Cash		9711	0.00	0.00	0.0%
Stores		9712	39,170.13	0.00	-100.0%
Prepaid Items		9713	0.00	0.00	0.0%
All Others		9719	0.00	0.00	0.0%
b) Restricted		9740	0.00	21,514.13	New
c) Committed					
Stabilization Arrangements		9750	0.00	0.00	0.0%
Other Commitments (by Resource/Object)		9760	0.00	0.00	0.0%
d) Assigned					
Other Assignments (by Resource/Object)		9780	0.00	0.00	0.0%
e) Unassigned/Unappropriated					
Reserve for Economic Uncertainties		9789	0.00	0.00	0.0%
Unassigned/Unappropriated Amount		9790	(21,875.15)	(2,908.15)	-86.7%

Resource	Description	2020-21 Estimated Actuals	2021-22 Budget
5310	Child Nutrition: School Programs (e.g., School Lunch, School	0.00	21,514.13
Total, Restricted Balance		0.00	21,514.13

Description	Resource Codes	Object Codes	2020-21 Estimated Actuals	2021-22 Budget	Percent Difference
A. REVENUES					
1) LCFF Sources		8010-8099	0.00	0.00	0.0%
2) Federal Revenue		8100-8299	0.00	0.00	0.0%
3) Other State Revenue		8300-8599	0.00	0.00	0.0%
4) Other Local Revenue		8600-8799	1,578.00	655.00	-58.5%
5) TOTAL, REVENUES			1,578.00	655.00	-58.5%
B. EXPENDITURES					
1) Certificated Salaries		1000-1999	0.00	0.00	0.0%
2) Classified Salaries		2000-2999	0.00	0.00	0.0%
3) Employee Benefits		3000-3999	0.00	0.00	0.0%
4) Books and Supplies		4000-4999	0.00	0.00	0.0%
5) Services and Other Operating Expenditures		5000-5999	87,818.00	0.00	-100.0%
6) Capital Outlay		6000-6999	116,826.00	0.00	-100.0%
7) Other Outgo (excluding Transfers of Indirect Costs)		7100-7299, 7400-7499	0.00	0.00	0.0%
8) Other Outgo - Transfers of Indirect Costs		7300-7399	0.00	0.00	0.0%
9) TOTAL, EXPENDITURES			204,644.00	0.00	-100.0%
C. EXCESS (DEFICIENCY) OF REVENUES OVER EXPENDITURES BEFORE OTHER FINANCING SOURCES AND USES (A5 - B9)			(203,066.00)	655.00	-100.3%
D. OTHER FINANCING SOURCES/USES					
1) Interfund Transfers					
a) Transfers In		8900-8929	0.00	0.00	0.0%
b) Transfers Out		7600-7629	0.00	0.00	0.0%
2) Other Sources/Uses					
a) Sources		8930-8979	0.00	0.00	0.0%
b) Uses		7630-7699	0.00	0.00	0.0%
3) Contributions		8980-8999	0.00	0.00	0.0%
4) TOTAL, OTHER FINANCING SOURCES/USES			0.00	0.00	0.0%

Description	Resource Codes	Object Codes	2020-21 Estimated Actuals	2021-22 Budget	Percent Difference
E. NET INCREASE (DECREASE) IN FUND BALANCE (C + D4)			(203,066.00)	655.00	-100.3%
F. FUND BALANCE, RESERVES					
1) Beginning Fund Balance					
a) As of July 1 - Unaudited		9791	269,648.75	66,582.75	-75.3%
b) Audit Adjustments		9793	0.00	0.00	0.0%
c) As of July 1 - Audited (F1a + F1b)			269,648.75	66,582.75	-75.3%
d) Other Restatements		9795	0.00	0.00	0.0%
e) Adjusted Beginning Balance (F1c + F1d)			269,648.75	66,582.75	-75.3%
2) Ending Balance, June 30 (E + F1e)			66,582.75	67,237.75	1.0%
Components of Ending Fund Balance					
a) Nonspendable					
Revolving Cash		9711	0.00	0.00	0.0%
Stores		9712	0.00	0.00	0.0%
Prepaid Items		9713	0.00	0.00	0.0%
All Others		9719	0.00	0.00	0.0%
b) Restricted		9740	0.00	0.00	0.0%
c) Committed					
Stabilization Arrangements		9750	0.00	0.00	0.0%
Other Commitments		9760	0.00	0.00	0.0%
d) Assigned					
Other Assignments		9780	66,582.75	67,237.75	1.0%
e) Unassigned/Unappropriated					
Reserve for Economic Uncertainties		9789	0.00	0.00	0.0%
Unassigned/Unappropriated Amount		9790	0.00	0.00	0.0%

Description	Resource Codes	Object Codes	2020-21 Estimated Actuals	2021-22 Budget	Percent Difference
G. ASSETS					
1) Cash					
a) in County Treasury		9110	122,054.12		
1) Fair Value Adjustment to Cash in County Treasury		9111	0.00		
b) in Banks		9120	0.00		
c) in Revolving Cash Account		9130	0.00		
d) with Fiscal Agent/Trustee		9135	0.00		
e) Collections Awaiting Deposit		9140	0.00		
2) Investments		9150	0.00		
3) Accounts Receivable		9200	0.00		
4) Due from Grantor Government		9290	0.00		
5) Due from Other Funds		9310	0.00		
6) Stores		9320	0.00		
7) Prepaid Expenditures		9330	0.00		
8) Other Current Assets		9340	0.00		
9) TOTAL, ASSETS			122,054.12		
H. DEFERRED OUTFLOWS OF RESOURCES					
1) Deferred Outflows of Resources		9490	0.00		
2) TOTAL, DEFERRED OUTFLOWS			0.00		
I. LIABILITIES					
1) Accounts Payable		9500	0.00		
2) Due to Grantor Governments		9590	0.00		
3) Due to Other Funds		9610	0.00		
4) Current Loans		9640			
5) Unearned Revenue		9650	0.00		
6) TOTAL, LIABILITIES			0.00		
J. DEFERRED INFLOWS OF RESOURCES					
1) Deferred Inflows of Resources		9690	0.00		
2) TOTAL, DEFERRED INFLOWS			0.00		
K. FUND EQUITY					
Ending Fund Balance, June 30 (G9 + H2) - (I6 + J2)			122,054.12		

Description	Resource Codes	Object Codes	2020-21 Estimated Actuals	2021-22 Budget	Percent Difference
LCFF SOURCES					
LCFF Transfers					
LCFF Transfers - Current Year		8091	0.00	0.00	0.0%
LCFF/Revenue Limit Transfers - Prior Years		8099	0.00	0.00	0.0%
TOTAL, LCFF SOURCES			0.00	0.00	0.0%
OTHER STATE REVENUE					
All Other State Revenue		8590	0.00	0.00	0.0%
TOTAL, OTHER STATE REVENUE			0.00	0.00	0.0%
OTHER LOCAL REVENUE					
Other Local Revenue					
Community Redevelopment Funds Not Subject to LCFF Deduction		8625	0.00	0.00	0.0%
Sales					
Sale of Equipment/Supplies		8631	0.00	0.00	0.0%
Interest		8660	1,578.00	655.00	-58.5%
Net Increase (Decrease) in the Fair Value of Investments		8662	0.00	0.00	0.0%
Other Local Revenue					
All Other Local Revenue		8699	0.00	0.00	0.0%
All Other Transfers In from All Others		8799	0.00	0.00	0.0%
TOTAL, OTHER LOCAL REVENUE			1,578.00	655.00	-58.5%
TOTAL, REVENUES			1,578.00	655.00	-58.5%

Description	Resource Codes	Object Codes	2020-21 Estimated Actuals	2021-22 Budget	Percent Difference
CLASSIFIED SALARIES					
Classified Support Salaries		2200	0.00	0.00	0.0%
Other Classified Salaries		2900	0.00	0.00	0.0%
TOTAL, CLASSIFIED SALARIES			0.00	0.00	0.0%
EMPLOYEE BENEFITS					
STRS		3101-3102	0.00	0.00	0.0%
PERS		3201-3202	0.00	0.00	0.0%
OASDI/Medicare/Alternative		3301-3302	0.00	0.00	0.0%
Health and Welfare Benefits		3401-3402	0.00	0.00	0.0%
Unemployment Insurance		3501-3502	0.00	0.00	0.0%
Workers' Compensation		3601-3602	0.00	0.00	0.0%
OPEB, Allocated		3701-3702	0.00	0.00	0.0%
OPEB, Active Employees		3751-3752	0.00	0.00	0.0%
Other Employee Benefits		3901-3902	0.00	0.00	0.0%
TOTAL, EMPLOYEE BENEFITS			0.00	0.00	0.0%
BOOKS AND SUPPLIES					
Books and Other Reference Materials		4200	0.00	0.00	0.0%
Materials and Supplies		4300	0.00	0.00	0.0%
Noncapitalized Equipment		4400	0.00	0.00	0.0%
TOTAL, BOOKS AND SUPPLIES			0.00	0.00	0.0%

Description	Resource Codes	Object Codes	2020-21 Estimated Actuals	2021-22 Budget	Percent Difference
SERVICES AND OTHER OPERATING EXPENDITURES					
Subagreements for Services		5100	0.00	0.00	0.0%
Travel and Conferences		5200	0.00	0.00	0.0%
Rentals, Leases, Repairs, and Noncapitalized Improvements		5600	43,381.00	0.00	-100.0%
Transfers of Direct Costs		5710	0.00	0.00	0.0%
Transfers of Direct Costs - Interfund		5750	0.00	0.00	0.0%
Professional/Consulting Services and Operating Expenditures		5800	44,437.00	0.00	-100.0%
TOTAL, SERVICES AND OTHER OPERATING EXPENDITURES			87,818.00	0.00	-100.0%
CAPITAL OUTLAY					
Land Improvements		6170	0.00	0.00	0.0%
Buildings and Improvements of Buildings		6200	116,826.00	0.00	-100.0%
Equipment		6400	0.00	0.00	0.0%
Equipment Replacement		6500	0.00	0.00	0.0%
Lease Assets		6600	0.00	0.00	0.0%
TOTAL, CAPITAL OUTLAY			116,826.00	0.00	-100.0%
OTHER OUTGO (excluding Transfers of Indirect Costs)					
Debt Service					
Debt Service - Interest		7438	0.00	0.00	0.0%
Other Debt Service - Principal		7439	0.00	0.00	0.0%
TOTAL, OTHER OUTGO (excluding Transfers of Indirect Costs)			0.00	0.00	0.0%
TOTAL, EXPENDITURES			204,644.00	0.00	-100.0%

Description	Resource Codes	Object Codes	2020-21 Estimated Actuals	2021-22 Budget	Percent Difference
INTERFUND TRANSFERS					
INTERFUND TRANSFERS IN					
Other Authorized Interfund Transfers In		8919	0.00	0.00	0.0%
(a) TOTAL, INTERFUND TRANSFERS IN			0.00	0.00	0.0%
INTERFUND TRANSFERS OUT					
Other Authorized Interfund Transfers Out		7619	0.00	0.00	0.0%
(b) TOTAL, INTERFUND TRANSFERS OUT			0.00	0.00	0.0%
OTHER SOURCES/USES					
SOURCES					
Other Sources					
Transfers from Funds of Lapsed/Reorganized LEAs		8965	0.00	0.00	0.0%
Long-Term Debt Proceeds					
Proceeds from Leases		8972	0.00	0.00	0.0%
All Other Financing Sources		8979	0.00	0.00	0.0%
(c) TOTAL, SOURCES			0.00	0.00	0.0%
USES					
Transfers of Funds from Lapsed/Reorganized LEAs		7651	0.00	0.00	0.0%
All Other Financing Uses		7699	0.00	0.00	0.0%
(d) TOTAL, USES			0.00	0.00	0.0%
CONTRIBUTIONS					
Contributions from Unrestricted Revenues		8980	0.00	0.00	0.0%
Contributions from Restricted Revenues		8990	0.00	0.00	0.0%
(e) TOTAL, CONTRIBUTIONS			0.00	0.00	0.0%
TOTAL, OTHER FINANCING SOURCES/USES (a - b + c - d + e)			0.00	0.00	0.0%

Description	Function Codes	Object Codes	2020-21 Estimated Actuals	2021-22 Budget	Percent Difference
A. REVENUES					
1) LCFF Sources		8010-8099	0.00	0.00	0.0%
2) Federal Revenue		8100-8299	0.00	0.00	0.0%
3) Other State Revenue		8300-8599	0.00	0.00	0.0%
4) Other Local Revenue		8600-8799	1,578.00	655.00	-58.5%
5) TOTAL, REVENUES			1,578.00	655.00	-58.5%
B. EXPENDITURES (Objects 1000-7999)					
1) Instruction	1000-1999		0.00	0.00	0.0%
2) Instruction - Related Services	2000-2999		0.00	0.00	0.0%
3) Pupil Services	3000-3999		0.00	0.00	0.0%
4) Ancillary Services	4000-4999		0.00	0.00	0.0%
5) Community Services	5000-5999		0.00	0.00	0.0%
6) Enterprise	6000-6999		0.00	0.00	0.0%
7) General Administration	7000-7999		0.00	0.00	0.0%
8) Plant Services	8000-8999		204,644.00	0.00	-100.0%
9) Other Outgo	9000-9999	Except 7600-7699	0.00	0.00	0.0%
10) TOTAL, EXPENDITURES			204,644.00	0.00	-100.0%
C. EXCESS (DEFICIENCY) OF REVENUES OVER EXPENDITURES BEFORE OTHER FINANCING SOURCES AND USES (A5 - B10)			(203,066.00)	655.00	-100.3%
D. OTHER FINANCING SOURCES/USES					
1) Interfund Transfers					
a) Transfers In		8900-8929	0.00	0.00	0.0%
b) Transfers Out		7600-7629	0.00	0.00	0.0%
2) Other Sources/Uses					
a) Sources		8930-8979	0.00	0.00	0.0%
b) Uses		7630-7699	0.00	0.00	0.0%
3) Contributions		8980-8999	0.00	0.00	0.0%
4) TOTAL, OTHER FINANCING SOURCES/USES			0.00	0.00	0.0%

Description	Function Codes	Object Codes	2020-21 Estimated Actuals	2021-22 Budget	Percent Difference
E. NET INCREASE (DECREASE) IN FUND BALANCE (C + D4)			(203,066.00)	655.00	-100.3%
F. FUND BALANCE, RESERVES					
1) Beginning Fund Balance					
a) As of July 1 - Unaudited		9791	269,648.75	66,582.75	-75.3%
b) Audit Adjustments		9793	0.00	0.00	0.0%
c) As of July 1 - Audited (F1a + F1b)			269,648.75	66,582.75	-75.3%
d) Other Restatements		9795	0.00	0.00	0.0%
e) Adjusted Beginning Balance (F1c + F1d)			269,648.75	66,582.75	-75.3%
2) Ending Balance, June 30 (E + F1e)			66,582.75	67,237.75	1.0%
Components of Ending Fund Balance					
a) Nonspendable					
Revolving Cash		9711	0.00	0.00	0.0%
Stores		9712	0.00	0.00	0.0%
Prepaid Items		9713	0.00	0.00	0.0%
All Others		9719	0.00	0.00	0.0%
b) Restricted		9740	0.00	0.00	0.0%
c) Committed					
Stabilization Arrangements		9750	0.00	0.00	0.0%
Other Commitments (by Resource/Object)		9760	0.00	0.00	0.0%
d) Assigned					
Other Assignments (by Resource/Object)		9780	66,582.75	67,237.75	1.0%
e) Unassigned/Unappropriated					
Reserve for Economic Uncertainties		9789	0.00	0.00	0.0%
Unassigned/Unappropriated Amount		9790	0.00	0.00	0.0%

Resource	Description	2020-21 Estimated Actuals	2021-22 Budget
Total, Restricted Balance		0.00	0.00

July 1 Budget
Special Reserve Fund for Postemployment Benefits
Expenditures by Object

Description	Resource Codes	Object Codes	2020-21 Estimated Actuals	2021-22 Budget	Percent Difference
A. REVENUES					
1) LCFF Sources		8010-8099	0.00	0.00	0.0%
2) Federal Revenue		8100-8299	0.00	0.00	0.0%
3) Other State Revenue		8300-8599	0.00	0.00	0.0%
4) Other Local Revenue		8600-8799	66.00	66.00	0.0%
5) TOTAL, REVENUES			66.00	66.00	0.0%
B. EXPENDITURES					
1) Certificated Salaries		1000-1999	0.00	0.00	0.0%
2) Classified Salaries		2000-2999	0.00	0.00	0.0%
3) Employee Benefits		3000-3999	0.00	0.00	0.0%
4) Books and Supplies		4000-4999	0.00	0.00	0.0%
5) Services and Other Operating Expenditures		5000-5999	0.00	0.00	0.0%
6) Capital Outlay		6000-6999	0.00	0.00	0.0%
7) Other Outgo (excluding Transfers of Indirect Costs)		7100-7299, 7400-7499	0.00	0.00	0.0%
8) Other Outgo - Transfers of Indirect Costs		7300-7399	0.00	0.00	0.0%
9) TOTAL, EXPENDITURES			0.00	0.00	0.0%
C. EXCESS (DEFICIENCY) OF REVENUES OVER EXPENDITURES BEFORE OTHER FINANCING SOURCES AND USES (A5 - B9)			66.00	66.00	0.0%
D. OTHER FINANCING SOURCES/USES					
1) Interfund Transfers					
a) Transfers In		8900-8929	0.00	0.00	0.0%
b) Transfers Out		7600-7629	0.00	0.00	0.0%
2) Other Sources/Uses					
a) Sources		8930-8979	0.00	0.00	0.0%
b) Uses		7630-7699	0.00	0.00	0.0%
3) Contributions		8980-8999	0.00	0.00	0.0%
4) TOTAL, OTHER FINANCING SOURCES/USES			0.00	0.00	0.0%

Description	Resource Codes	Object Codes	2020-21 Estimated Actuals	2021-22 Budget	Percent Difference
E. NET INCREASE (DECREASE) IN FUND BALANCE (C + D4)			66.00	66.00	0.0%
F. FUND BALANCE, RESERVES					
1) Beginning Fund Balance					
a) As of July 1 - Unaudited		9791	9,829.37	9,895.37	0.7%
b) Audit Adjustments		9793	0.00	0.00	0.0%
c) As of July 1 - Audited (F1a + F1b)			9,829.37	9,895.37	0.7%
d) Other Restatements		9795	0.00	0.00	0.0%
e) Adjusted Beginning Balance (F1c + F1d)			9,829.37	9,895.37	0.7%
2) Ending Balance, June 30 (E + F1e)			9,895.37	9,961.37	0.7%
Components of Ending Fund Balance					
a) Nonspendable					
Revolving Cash		9711	0.00	0.00	0.0%
Stores		9712	0.00	0.00	0.0%
Prepaid Items		9713	0.00	0.00	0.0%
All Others		9719	0.00	0.00	0.0%
b) Restricted		9740	0.00	0.00	0.0%
c) Committed					
Stabilization Arrangements		9750	0.00	0.00	0.0%
Other Commitments		9760	0.00	0.00	0.0%
d) Assigned					
Other Assignments		9780	9,895.37	9,961.37	0.7%
e) Unassigned/Unappropriated					
Reserve for Economic Uncertainties		9789	0.00	0.00	0.0%
Unassigned/Unappropriated Amount		9790	0.00	0.00	0.0%

Description	Resource Codes	Object Codes	2020-21 Estimated Actuals	2021-22 Budget	Percent Difference
G. ASSETS					
1) Cash					
a) in County Treasury		9110	9,889.94		
1) Fair Value Adjustment to Cash in County Treasury		9111	0.00		
b) in Banks		9120	0.00		
c) in Revolving Cash Account		9130	0.00		
d) with Fiscal Agent/Trustee		9135	0.00		
e) Collections Awaiting Deposit		9140	0.00		
2) Investments		9150	0.00		
3) Accounts Receivable		9200	0.00		
4) Due from Grantor Government		9290	0.00		
5) Due from Other Funds		9310	0.00		
6) Stores		9320	0.00		
7) Prepaid Expenditures		9330	0.00		
8) Other Current Assets		9340	0.00		
9) TOTAL, ASSETS			9,889.94		
H. DEFERRED OUTFLOWS OF RESOURCES					
1) Deferred Outflows of Resources		9490	0.00		
2) TOTAL, DEFERRED OUTFLOWS			0.00		
I. LIABILITIES					
1) Accounts Payable		9500	0.00		
2) Due to Grantor Governments		9590	0.00		
3) Due to Other Funds		9610	0.00		
4) Current Loans		9640			
5) Unearned Revenue		9650	0.00		
6) TOTAL, LIABILITIES			0.00		
J. DEFERRED INFLOWS OF RESOURCES					
1) Deferred Inflows of Resources		9690	0.00		
2) TOTAL, DEFERRED INFLOWS			0.00		
K. FUND EQUITY					
Ending Fund Balance, June 30 (G9 + H2) - (I6 + J2)			9,889.94		

Description	Resource Codes	Object Codes	2020-21 Estimated Actuals	2021-22 Budget	Percent Difference
OTHER LOCAL REVENUE					
Other Local Revenue					
Interest		8660	66.00	66.00	0.0%
Net Increase (Decrease) in the Fair Value of Investments		8662	0.00	0.00	0.0%
TOTAL, OTHER LOCAL REVENUE			66.00	66.00	0.0%
TOTAL, REVENUES			66.00	66.00	0.0%

Description	Resource Codes	Object Codes	2020-21 Estimated Actuals	2021-22 Budget	Percent Difference
INTERFUND TRANSFERS					
INTERFUND TRANSFERS IN					
From: General Fund/CSSF		8912	0.00	0.00	0.0%
Other Authorized Interfund Transfers In		8919	0.00	0.00	0.0%
(a) TOTAL, INTERFUND TRANSFERS IN			0.00	0.00	0.0%
INTERFUND TRANSFERS OUT					
To: General Fund/CSSF		7612	0.00	0.00	0.0%
To: State School Building Fund/ County School Facilities Fund		7613	0.00	0.00	0.0%
Other Authorized Interfund Transfers Out		7619	0.00	0.00	0.0%
(b) TOTAL, INTERFUND TRANSFERS OUT			0.00	0.00	0.0%
OTHER SOURCES/USES					
SOURCES					
Other Sources					
Transfers from Funds of Lapsed/Reorganized LEAs		8965	0.00	0.00	0.0%
(c) TOTAL, SOURCES			0.00	0.00	0.0%
USES					
Transfers of Funds from Lapsed/Reorganized LEAs		7651	0.00	0.00	0.0%
(d) TOTAL, USES			0.00	0.00	0.0%
CONTRIBUTIONS					
Contributions from Restricted Revenues		8990	0.00	0.00	0.0%
(e) TOTAL, CONTRIBUTIONS			0.00	0.00	0.0%
TOTAL, OTHER FINANCING SOURCES/USES (a - b + c - d + e)			0.00	0.00	0.0%

Description	Function Codes	Object Codes	2020-21 Estimated Actuals	2021-22 Budget	Percent Difference
A. REVENUES					
1) LCFF Sources		8010-8099	0.00	0.00	0.0%
2) Federal Revenue		8100-8299	0.00	0.00	0.0%
3) Other State Revenue		8300-8599	0.00	0.00	0.0%
4) Other Local Revenue		8600-8799	66.00	66.00	0.0%
5) TOTAL, REVENUES			66.00	66.00	0.0%
B. EXPENDITURES (Objects 1000-7999)					
1) Instruction	1000-1999		0.00	0.00	0.0%
2) Instruction - Related Services	2000-2999		0.00	0.00	0.0%
3) Pupil Services	3000-3999		0.00	0.00	0.0%
4) Ancillary Services	4000-4999		0.00	0.00	0.0%
5) Community Services	5000-5999		0.00	0.00	0.0%
6) Enterprise	6000-6999		0.00	0.00	0.0%
7) General Administration	7000-7999		0.00	0.00	0.0%
8) Plant Services	8000-8999		0.00	0.00	0.0%
9) Other Outgo	9000-9999	Except 7600-7699	0.00	0.00	0.0%
10) TOTAL, EXPENDITURES			0.00	0.00	0.0%
C. EXCESS (DEFICIENCY) OF REVENUES OVER EXPENDITURES BEFORE OTHER FINANCING SOURCES AND USES (A5 - B10)			66.00	66.00	0.0%
D. OTHER FINANCING SOURCES/USES					
1) Interfund Transfers					
a) Transfers In		8900-8929	0.00	0.00	0.0%
b) Transfers Out		7600-7629	0.00	0.00	0.0%
2) Other Sources/Uses					
a) Sources		8930-8979	0.00	0.00	0.0%
b) Uses		7630-7699	0.00	0.00	0.0%
3) Contributions		8980-8999	0.00	0.00	0.0%
4) TOTAL, OTHER FINANCING SOURCES/USES			0.00	0.00	0.0%

Description	Function Codes	Object Codes	2020-21 Estimated Actuals	2021-22 Budget	Percent Difference
E. NET INCREASE (DECREASE) IN FUND BALANCE (C + D4)			66.00	66.00	0.0%
F. FUND BALANCE, RESERVES					
1) Beginning Fund Balance					
a) As of July 1 - Unaudited		9791	9,829.37	9,895.37	0.7%
b) Audit Adjustments		9793	0.00	0.00	0.0%
c) As of July 1 - Audited (F1a + F1b)			9,829.37	9,895.37	0.7%
d) Other Restatements		9795	0.00	0.00	0.0%
e) Adjusted Beginning Balance (F1c + F1d)			9,829.37	9,895.37	0.7%
2) Ending Balance, June 30 (E + F1e)			9,895.37	9,961.37	0.7%
Components of Ending Fund Balance					
a) Nonspendable					
Revolving Cash		9711	0.00	0.00	0.0%
Stores		9712	0.00	0.00	0.0%
Prepaid Items		9713	0.00	0.00	0.0%
All Others		9719	0.00	0.00	0.0%
b) Restricted		9740	0.00	0.00	0.0%
c) Committed					
Stabilization Arrangements		9750	0.00	0.00	0.0%
Other Commitments (by Resource/Object)		9760	0.00	0.00	0.0%
d) Assigned					
Other Assignments (by Resource/Object)		9780	9,895.37	9,961.37	0.7%
e) Unassigned/Unappropriated					
Reserve for Economic Uncertainties		9789	0.00	0.00	0.0%
Unassigned/Unappropriated Amount		9790	0.00	0.00	0.0%

Resource	Description	2020-21 Estimated Actuals	2021-22 Budget
	Total, Restricted Balance	0.00	0.00

Description	Resource Codes	Object Codes	2020-21 Estimated Actuals	2021-22 Budget	Percent Difference
A. REVENUES					
1) LCFF Sources		8010-8099	0.00	0.00	0.0%
2) Federal Revenue		8100-8299	0.00	0.00	0.0%
3) Other State Revenue		8300-8599	0.00	0.00	0.0%
4) Other Local Revenue		8600-8799	4,953,648.00	152,700.00	-96.9%
5) TOTAL, REVENUES			4,953,648.00	152,700.00	-96.9%
B. EXPENDITURES					
1) Certificated Salaries		1000-1999	0.00	0.00	0.0%
2) Classified Salaries		2000-2999	177,421.00	209,421.00	18.0%
3) Employee Benefits		3000-3999	85,077.00	101,194.00	18.9%
4) Books and Supplies		4000-4999	418,633.00	0.00	-100.0%
5) Services and Other Operating Expenditures		5000-5999	45,617.00	0.00	-100.0%
6) Capital Outlay		6000-6999	41,736,836.00	13,000,000.00	-68.9%
7) Other Outgo (excluding Transfers of Indirect Costs)		7100-7299, 7400-7499	212,251.00	0.00	-100.0%
8) Other Outgo - Transfers of Indirect Costs		7300-7399	0.00	0.00	0.0%
9) TOTAL, EXPENDITURES			42,675,835.00	13,310,615.00	-68.8%
C. EXCESS (DEFICIENCY) OF REVENUES OVER EXPENDITURES BEFORE OTHER FINANCING SOURCES AND USES (A5 - B9)			(37,722,187.00)	(13,157,915.00)	-65.1%
D. OTHER FINANCING SOURCES/USES					
1) Interfund Transfers					
a) Transfers In		8900-8929	0.00	0.00	0.0%
b) Transfers Out		7600-7629	2,500,000.00	0.00	-100.0%
2) Other Sources/Uses					
a) Sources		8930-8979	0.00	0.00	0.0%
b) Uses		7630-7699	0.00	0.00	0.0%
3) Contributions		8980-8999	0.00	0.00	0.0%
4) TOTAL, OTHER FINANCING SOURCES/USES			(2,500,000.00)	0.00	-100.0%

Description	Resource Codes	Object Codes	2020-21 Estimated Actuals	2021-22 Budget	Percent Difference
E. NET INCREASE (DECREASE) IN FUND BALANCE (C + D4)			(40,222,187.00)	(13,157,915.00)	-67.3%
F. FUND BALANCE, RESERVES					
1) Beginning Fund Balance					
a) As of July 1 - Unaudited		9791	51,084,570.76	10,862,383.76	-78.7%
b) Audit Adjustments		9793	0.00	0.00	0.0%
c) As of July 1 - Audited (F1a + F1b)			51,084,570.76	10,862,383.76	-78.7%
d) Other Restatements		9795	0.00	0.00	0.0%
e) Adjusted Beginning Balance (F1c + F1d)			51,084,570.76	10,862,383.76	-78.7%
2) Ending Balance, June 30 (E + F1e)			10,862,383.76	(2,295,531.24)	-121.1%
Components of Ending Fund Balance					
a) Nonspendable					
Revolving Cash		9711	0.00	0.00	0.0%
Stores		9712	0.00	0.00	0.0%
Prepaid Items		9713	0.00	0.00	0.0%
All Others		9719	0.00	0.00	0.0%
b) Restricted		9740	10,862,383.76	0.00	-100.0%
c) Committed					
Stabilization Arrangements		9750	0.00	0.00	0.0%
Other Commitments		9760	0.00	0.00	0.0%
d) Assigned					
Other Assignments		9780	0.00	0.00	0.0%
e) Unassigned/Unappropriated					
Reserve for Economic Uncertainties		9789	0.00	0.00	0.0%
Unassigned/Unappropriated Amount		9790	0.00	(2,295,531.24)	New

Description	Resource Codes	Object Codes	2020-21 Estimated Actuals	2021-22 Budget	Percent Difference
G. ASSETS					
1) Cash					
a) in County Treasury		9110	30,709,980.37		
1) Fair Value Adjustment to Cash in County Treasury		9111	0.00		
b) in Banks		9120	0.00		
c) in Revolving Cash Account		9130	0.00		
d) with Fiscal Agent/Trustee		9135	439,344.00		
e) Collections Awaiting Deposit		9140	0.00		
2) Investments		9150	0.00		
3) Accounts Receivable		9200	0.00		
4) Due from Grantor Government		9290	0.00		
5) Due from Other Funds		9310	0.00		
6) Stores		9320	0.00		
7) Prepaid Expenditures		9330	0.00		
8) Other Current Assets		9340	0.00		
9) TOTAL, ASSETS			31,149,324.37		
H. DEFERRED OUTFLOWS OF RESOURCES					
1) Deferred Outflows of Resources		9490	0.00		
2) TOTAL, DEFERRED OUTFLOWS			0.00		
I. LIABILITIES					
1) Accounts Payable		9500	(778,883.09)		
2) Due to Grantor Governments		9590	0.00		
3) Due to Other Funds		9610	0.00		
4) Current Loans		9640	0.00		
5) Unearned Revenue		9650	0.00		
6) TOTAL, LIABILITIES			(778,883.09)		
J. DEFERRED INFLOWS OF RESOURCES					
1) Deferred Inflows of Resources		9690	0.00		
2) TOTAL, DEFERRED INFLOWS			0.00		
K. FUND EQUITY					
Ending Fund Balance, June 30 (G9 + H2) - (I6 + J2)			31,928,207.46		

Description	Resource Codes	Object Codes	2020-21 Estimated Actuals	2021-22 Budget	Percent Difference
FEDERAL REVENUE					
FEMA		8281	0.00	0.00	0.0%
All Other Federal Revenue		8290	0.00	0.00	0.0%
TOTAL, FEDERAL REVENUE			0.00	0.00	0.0%
OTHER STATE REVENUE					
Tax Relief Subventions Restricted Levies - Other					
Homeowners' Exemptions		8575	0.00	0.00	0.0%
Other Subventions/In-Lieu Taxes		8576	0.00	0.00	0.0%
All Other State Revenue		8590	0.00	0.00	0.0%
TOTAL, OTHER STATE REVENUE			0.00	0.00	0.0%
OTHER LOCAL REVENUE					
Other Local Revenue					
County and District Taxes					
Other Restricted Levies Secured Roll		8615	0.00	0.00	0.0%
Unsecured Roll		8616	0.00	0.00	0.0%
Prior Years' Taxes		8617	0.00	0.00	0.0%
Supplemental Taxes		8618	0.00	0.00	0.0%
Non-Ad Valorem Taxes Parcel Taxes		8621	0.00	0.00	0.0%
Other		8622	0.00	0.00	0.0%
Community Redevelopment Funds Not Subject to LCFF Deduction		8625	4,687,023.00	0.00	-100.0%
Penalties and Interest from Delinquent Non-LCFF Taxes		8629	0.00	0.00	0.0%
Sales Sale of Equipment/Supplies		8631	0.00	0.00	0.0%
Leases and Rentals		8650	0.00	0.00	0.0%
Interest		8660	266,625.00	152,700.00	-42.7%
Net Increase (Decrease) in the Fair Value of Investments		8662	0.00	0.00	0.0%
Other Local Revenue					
All Other Local Revenue		8699	0.00	0.00	0.0%
All Other Transfers In from All Others		8799	0.00	0.00	0.0%
TOTAL, OTHER LOCAL REVENUE			4,953,648.00	152,700.00	-96.9%
TOTAL, REVENUES			4,953,648.00	152,700.00	-96.9%

Description	Resource Codes	Object Codes	2020-21 Estimated Actuals	2021-22 Budget	Percent Difference
CLASSIFIED SALARIES					
Classified Support Salaries		2200	0.00	0.00	0.0%
Classified Supervisors' and Administrators' Salaries		2300	137,975.00	168,198.00	21.9%
Clerical, Technical and Office Salaries		2400	39,446.00	41,223.00	4.5%
Other Classified Salaries		2900	0.00	0.00	0.0%
TOTAL, CLASSIFIED SALARIES			177,421.00	209,421.00	18.0%
EMPLOYEE BENEFITS					
STRS		3101-3102	0.00	0.00	0.0%
PERS		3201-3202	34,590.00	47,978.00	38.7%
OASDI/Medicare/Alternative		3301-3302	12,817.00	16,020.00	25.0%
Health and Welfare Benefits		3401-3402	34,292.00	30,411.00	-11.3%
Unemployment Insurance		3501-3502	100.00	2,576.00	2476.0%
Workers' Compensation		3601-3602	3,278.00	4,209.00	28.4%
OPEB, Allocated		3701-3702	0.00	0.00	0.0%
OPEB, Active Employees		3751-3752	0.00	0.00	0.0%
Other Employee Benefits		3901-3902	0.00	0.00	0.0%
TOTAL, EMPLOYEE BENEFITS			85,077.00	101,194.00	18.9%
BOOKS AND SUPPLIES					
Books and Other Reference Materials		4200	0.00	0.00	0.0%
Materials and Supplies		4300	7,294.00	0.00	-100.0%
Noncapitalized Equipment		4400	411,339.00	0.00	-100.0%
TOTAL, BOOKS AND SUPPLIES			418,633.00	0.00	-100.0%
SERVICES AND OTHER OPERATING EXPENDITURES					
Subagreements for Services		5100	0.00	0.00	0.0%
Travel and Conferences		5200	0.00	0.00	0.0%
Insurance		5400-5450	0.00	0.00	0.0%
Operations and Housekeeping Services		5500	0.00	0.00	0.0%
Rentals, Leases, Repairs, and Noncapitalized Improvements		5600	10,883.00	0.00	-100.0%
Transfers of Direct Costs		5710	0.00	0.00	0.0%
Transfers of Direct Costs - Interfund		5750	0.00	0.00	0.0%

Description	Resource Codes	Object Codes	2020-21 Estimated Actuals	2021-22 Budget	Percent Difference
Professional/Consulting Services and Operating Expenditures		5800	34,734.00	0.00	-100.0%
Communications		5900	0.00	0.00	0.0%
TOTAL, SERVICES AND OTHER OPERATING EXPENDITURES			45,617.00	0.00	-100.0%
CAPITAL OUTLAY					
Land		6100	0.00	0.00	0.0%
Land Improvements		6170	3,166,950.00	0.00	-100.0%
Buildings and Improvements of Buildings		6200	34,112,546.00	13,000,000.00	-61.9%
Books and Media for New School Libraries or Major Expansion of School Libraries		6300	0.00	0.00	0.0%
Equipment		6400	4,457,340.00	0.00	-100.0%
Equipment Replacement		6500	0.00	0.00	0.0%
Lease Assets		6600	0.00	0.00	0.0%
TOTAL, CAPITAL OUTLAY			41,736,836.00	13,000,000.00	-68.9%
OTHER OUTGO (excluding Transfers of Indirect Costs)					
Other Transfers Out					
All Other Transfers Out to All Others		7299	0.00	0.00	0.0%
Debt Service					
Repayment of State School Building Fund Aid - Proceeds from Bonds		7435	0.00	0.00	0.0%
Debt Service - Interest		7438	72,251.00	0.00	-100.0%
Other Debt Service - Principal		7439	140,000.00	0.00	-100.0%
TOTAL, OTHER OUTGO (excluding Transfers of Indirect Costs)			212,251.00	0.00	-100.0%
TOTAL, EXPENDITURES			42,675,835.00	13,310,615.00	-68.8%

Description	Resource Codes	Object Codes	2020-21 Estimated Actuals	2021-22 Budget	Percent Difference
INTERFUND TRANSFERS					
INTERFUND TRANSFERS IN					
Other Authorized Interfund Transfers In		8919	0.00	0.00	0.0%
(a) TOTAL, INTERFUND TRANSFERS IN			0.00	0.00	0.0%
INTERFUND TRANSFERS OUT					
To: State School Building Fund/ County School Facilities Fund		7613	0.00	0.00	0.0%
Other Authorized Interfund Transfers Out		7619	2,500,000.00	0.00	-100.0%
(b) TOTAL, INTERFUND TRANSFERS OUT			2,500,000.00	0.00	-100.0%

Description	Resource Codes	Object Codes	2020-21 Estimated Actuals	2021-22 Budget	Percent Difference
OTHER SOURCES/USES					
SOURCES					
Proceeds					
Proceeds from Sale of Bonds		8951	0.00	0.00	0.0%
Proceeds from Disposal of Capital Assets		8953	0.00	0.00	0.0%
Other Sources					
County School Bldg Aid		8961	0.00	0.00	0.0%
Transfers from Funds of Lapsed/Reorganized LEAs		8965	0.00	0.00	0.0%
Long-Term Debt Proceeds					
Proceeds from Certificates of Participation		8971	0.00	0.00	0.0%
Proceeds from Leases		8972	0.00	0.00	0.0%
Proceeds from Lease Revenue Bonds		8973	0.00	0.00	0.0%
All Other Financing Sources		8979	0.00	0.00	0.0%
(c) TOTAL, SOURCES			0.00	0.00	0.0%
USES					
Transfers of Funds from Lapsed/Reorganized LEAs		7651	0.00	0.00	0.0%
All Other Financing Uses		7699	0.00	0.00	0.0%
(d) TOTAL, USES			0.00	0.00	0.0%
CONTRIBUTIONS					
Contributions from Unrestricted Revenues		8980	0.00	0.00	0.0%
Contributions from Restricted Revenues		8990	0.00	0.00	0.0%
(e) TOTAL, CONTRIBUTIONS			0.00	0.00	0.0%
TOTAL, OTHER FINANCING SOURCES/USES (a - b + c - d + e)			(2,500,000.00)	0.00	-100.0%

Description	Function Codes	Object Codes	2020-21 Estimated Actuals	2021-22 Budget	Percent Difference
A. REVENUES					
1) LCFF Sources		8010-8099	0.00	0.00	0.0%
2) Federal Revenue		8100-8299	0.00	0.00	0.0%
3) Other State Revenue		8300-8599	0.00	0.00	0.0%
4) Other Local Revenue		8600-8799	4,953,648.00	152,700.00	-96.9%
5) TOTAL, REVENUES			4,953,648.00	152,700.00	-96.9%
B. EXPENDITURES (Objects 1000-7999)					
1) Instruction	1000-1999		0.00	0.00	0.0%
2) Instruction - Related Services	2000-2999		0.00	0.00	0.0%
3) Pupil Services	3000-3999		0.00	0.00	0.0%
4) Ancillary Services	4000-4999		0.00	0.00	0.0%
5) Community Services	5000-5999		0.00	0.00	0.0%
6) Enterprise	6000-6999		0.00	0.00	0.0%
7) General Administration	7000-7999		0.00	0.00	0.0%
8) Plant Services	8000-8999		42,463,584.00	13,310,615.00	-68.7%
9) Other Outgo	9000-9999	Except 7600-7699	212,251.00	0.00	-100.0%
10) TOTAL, EXPENDITURES			42,675,835.00	13,310,615.00	-68.8%
C. EXCESS (DEFICIENCY) OF REVENUES OVER EXPENDITURES BEFORE OTHER FINANCING SOURCES AND USES (A5 - B10)			(37,722,187.00)	(13,157,915.00)	-65.1%
D. OTHER FINANCING SOURCES/USES					
1) Interfund Transfers					
a) Transfers In		8900-8929	0.00	0.00	0.0%
b) Transfers Out		7600-7629	2,500,000.00	0.00	-100.0%
2) Other Sources/Uses					
a) Sources		8930-8979	0.00	0.00	0.0%
b) Uses		7630-7699	0.00	0.00	0.0%
3) Contributions		8980-8999	0.00	0.00	0.0%
4) TOTAL, OTHER FINANCING SOURCES/USES			(2,500,000.00)	0.00	-100.0%

Description	Function Codes	Object Codes	2020-21 Estimated Actuals	2021-22 Budget	Percent Difference
E. NET INCREASE (DECREASE) IN FUND BALANCE (C + D4)			(40,222,187.00)	(13,157,915.00)	-67.3%
F. FUND BALANCE, RESERVES					
1) Beginning Fund Balance					
a) As of July 1 - Unaudited		9791	51,084,570.76	10,862,383.76	-78.7%
b) Audit Adjustments		9793	0.00	0.00	0.0%
c) As of July 1 - Audited (F1a + F1b)			51,084,570.76	10,862,383.76	-78.7%
d) Other Restatements		9795	0.00	0.00	0.0%
e) Adjusted Beginning Balance (F1c + F1d)			51,084,570.76	10,862,383.76	-78.7%
2) Ending Balance, June 30 (E + F1e)			10,862,383.76	(2,295,531.24)	-121.1%
Components of Ending Fund Balance					
a) Nonspendable					
Revolving Cash		9711	0.00	0.00	0.0%
Stores		9712	0.00	0.00	0.0%
Prepaid Items		9713	0.00	0.00	0.0%
All Others		9719	0.00	0.00	0.0%
b) Restricted		9740	10,862,383.76	0.00	-100.0%
c) Committed					
Stabilization Arrangements		9750	0.00	0.00	0.0%
Other Commitments (by Resource/Object)		9760	0.00	0.00	0.0%
d) Assigned					
Other Assignments (by Resource/Object)		9780	0.00	0.00	0.0%
e) Unassigned/Unappropriated					
Reserve for Economic Uncertainties		9789	0.00	0.00	0.0%
Unassigned/Unappropriated Amount		9790	0.00	(2,295,531.24)	New

Resource	Description	2020-21 Estimated Actuals	2021-22 Budget
9010	Other Restricted Local	10,862,383.76	0.00
Total, Restricted Balance		10,862,383.76	0.00

Description	Resource Codes	Object Codes	2020-21 Estimated Actuals	2021-22 Budget	Percent Difference
A. REVENUES					
1) LCFF Sources		8010-8099	0.00	0.00	0.0%
2) Federal Revenue		8100-8299	0.00	0.00	0.0%
3) Other State Revenue		8300-8599	0.00	0.00	0.0%
4) Other Local Revenue		8600-8799	256,531.00	241,500.00	-5.9%
5) TOTAL, REVENUES			256,531.00	241,500.00	-5.9%
B. EXPENDITURES					
1) Certificated Salaries		1000-1999	0.00	0.00	0.0%
2) Classified Salaries		2000-2999	0.00	0.00	0.0%
3) Employee Benefits		3000-3999	0.00	0.00	0.0%
4) Books and Supplies		4000-4999	0.00	0.00	0.0%
5) Services and Other Operating Expenditures		5000-5999	126,765.00	103,565.00	-18.3%
6) Capital Outlay		6000-6999	67,343.00	119,187.00	77.0%
7) Other Outgo (excluding Transfers of Indirect Costs)		7100-7299, 7400-7499	0.00	0.00	0.0%
8) Other Outgo - Transfers of Indirect Costs		7300-7399	0.00	0.00	0.0%
9) TOTAL, EXPENDITURES			194,108.00	222,752.00	14.8%
C. EXCESS (DEFICIENCY) OF REVENUES OVER EXPENDITURES BEFORE OTHER FINANCING SOURCES AND USES (A5 - B9)			62,423.00	18,748.00	-70.0%
D. OTHER FINANCING SOURCES/USES					
1) Interfund Transfers					
a) Transfers In		8900-8929	0.00	0.00	0.0%
b) Transfers Out		7600-7629	0.00	0.00	0.0%
2) Other Sources/Uses					
a) Sources		8930-8979	0.00	0.00	0.0%
b) Uses		7630-7699	0.00	0.00	0.0%
3) Contributions		8980-8999	0.00	0.00	0.0%
4) TOTAL, OTHER FINANCING SOURCES/USES			0.00	0.00	0.0%

Description	Resource Codes	Object Codes	2020-21 Estimated Actuals	2021-22 Budget	Percent Difference
E. NET INCREASE (DECREASE) IN FUND BALANCE (C + D4)			62,423.00	18,748.00	-70.0%
F. FUND BALANCE, RESERVES					
1) Beginning Fund Balance					
a) As of July 1 - Unaudited		9791	470,870.08	533,293.08	13.3%
b) Audit Adjustments		9793	0.00	0.00	0.0%
c) As of July 1 - Audited (F1a + F1b)			470,870.08	533,293.08	13.3%
d) Other Restatements		9795	0.00	0.00	0.0%
e) Adjusted Beginning Balance (F1c + F1d)			470,870.08	533,293.08	13.3%
2) Ending Balance, June 30 (E + F1e)			533,293.08	552,041.08	3.5%
Components of Ending Fund Balance					
a) Nonspendable					
Revolving Cash		9711	0.00	0.00	0.0%
Stores		9712	0.00	0.00	0.0%
Prepaid Items		9713	0.00	0.00	0.0%
All Others		9719	0.00	0.00	0.0%
b) Restricted		9740	426,736.29	541,000.29	26.8%
c) Committed					
Stabilization Arrangements		9750	0.00	0.00	0.0%
Other Commitments		9760	0.00	0.00	0.0%
d) Assigned					
Other Assignments		9780	106,556.79	11,040.79	-89.6%
e) Unassigned/Unappropriated					
Reserve for Economic Uncertainties		9789	0.00	0.00	0.0%
Unassigned/Unappropriated Amount		9790	0.00	0.00	0.0%

Description	Resource Codes	Object Codes	2020-21 Estimated Actuals	2021-22 Budget	Percent Difference
G. ASSETS					
1) Cash					
a) in County Treasury		9110	501,273.06		
1) Fair Value Adjustment to Cash in County Treasury		9111	0.00		
b) in Banks		9120	0.00		
c) in Revolving Cash Account		9130	0.00		
d) with Fiscal Agent/Trustee		9135	0.00		
e) Collections Awaiting Deposit		9140	0.00		
2) Investments		9150	0.00		
3) Accounts Receivable		9200	37,601.58		
4) Due from Grantor Government		9290	0.00		
5) Due from Other Funds		9310	0.00		
6) Stores		9320	0.00		
7) Prepaid Expenditures		9330	0.00		
8) Other Current Assets		9340	0.00		
9) TOTAL, ASSETS			538,874.64		
H. DEFERRED OUTFLOWS OF RESOURCES					
1) Deferred Outflows of Resources		9490	0.00		
2) TOTAL, DEFERRED OUTFLOWS			0.00		
I. LIABILITIES					
1) Accounts Payable		9500	0.00		
2) Due to Grantor Governments		9590	0.00		
3) Due to Other Funds		9610	0.00		
4) Current Loans		9640	0.00		
5) Unearned Revenue		9650	0.00		
6) TOTAL, LIABILITIES			0.00		
J. DEFERRED INFLOWS OF RESOURCES					
1) Deferred Inflows of Resources		9690	0.00		
2) TOTAL, DEFERRED INFLOWS			0.00		
K. FUND EQUITY					
Ending Fund Balance, June 30 (G9 + H2) - (I6 + J2)			538,874.64		

Description	Resource Codes	Object Codes	2020-21 Estimated Actuals	2021-22 Budget	Percent Difference
OTHER STATE REVENUE					
Tax Relief Subventions Restricted Levies - Other					
Homeowners' Exemptions		8575	0.00	0.00	0.0%
Other Subventions/In-Lieu Taxes		8576	0.00	0.00	0.0%
All Other State Revenue		8590	0.00	0.00	0.0%
TOTAL, OTHER STATE REVENUE			0.00	0.00	0.0%
OTHER LOCAL REVENUE					
Other Local Revenue					
County and District Taxes					
Other Restricted Levies Secured Roll		8615	0.00	0.00	0.0%
Unsecured Roll		8616	0.00	0.00	0.0%
Prior Years' Taxes		8617	0.00	0.00	0.0%
Supplemental Taxes		8618	0.00	0.00	0.0%
Non-Ad Valorem Taxes Parcel Taxes		8621	0.00	0.00	0.0%
Other		8622	0.00	0.00	0.0%
Community Redevelopment Funds Not Subject to LCFF Deduction		8625	0.00	0.00	0.0%
Penalties and Interest from Delinquent Non-LCFF Taxes		8629	0.00	0.00	0.0%
Sales Sale of Equipment/Supplies		8631	0.00	0.00	0.0%
Interest		8660	6,531.00	6,500.00	-0.5%
Net Increase (Decrease) in the Fair Value of Investments		8662	0.00	0.00	0.0%
Fees and Contracts					
Mitigation/Developer Fees		8681	250,000.00	235,000.00	-6.0%
Other Local Revenue					
All Other Local Revenue		8699	0.00	0.00	0.0%
All Other Transfers In from All Others		8799	0.00	0.00	0.0%
TOTAL, OTHER LOCAL REVENUE			256,531.00	241,500.00	-5.9%
TOTAL, REVENUES			256,531.00	241,500.00	-5.9%

Description	Resource Codes	Object Codes	2020-21 Estimated Actuals	2021-22 Budget	Percent Difference
CERTIFICATED SALARIES					
Other Certificated Salaries		1900	0.00	0.00	0.0%
TOTAL, CERTIFICATED SALARIES			0.00	0.00	0.0%
CLASSIFIED SALARIES					
Classified Support Salaries		2200	0.00	0.00	0.0%
Classified Supervisors' and Administrators' Salaries		2300	0.00	0.00	0.0%
Clerical, Technical and Office Salaries		2400	0.00	0.00	0.0%
Other Classified Salaries		2900	0.00	0.00	0.0%
TOTAL, CLASSIFIED SALARIES			0.00	0.00	0.0%
EMPLOYEE BENEFITS					
STRS		3101-3102	0.00	0.00	0.0%
PERS		3201-3202	0.00	0.00	0.0%
OASDI/Medicare/Alternative		3301-3302	0.00	0.00	0.0%
Health and Welfare Benefits		3401-3402	0.00	0.00	0.0%
Unemployment Insurance		3501-3502	0.00	0.00	0.0%
Workers' Compensation		3601-3602	0.00	0.00	0.0%
OPEB, Allocated		3701-3702	0.00	0.00	0.0%
OPEB, Active Employees		3751-3752	0.00	0.00	0.0%
Other Employee Benefits		3901-3902	0.00	0.00	0.0%
TOTAL, EMPLOYEE BENEFITS			0.00	0.00	0.0%
BOOKS AND SUPPLIES					
Approved Textbooks and Core Curricula Materials		4100	0.00	0.00	0.0%
Books and Other Reference Materials		4200	0.00	0.00	0.0%
Materials and Supplies		4300	0.00	0.00	0.0%
Noncapitalized Equipment		4400	0.00	0.00	0.0%
TOTAL, BOOKS AND SUPPLIES			0.00	0.00	0.0%

Description	Resource Codes	Object Codes	2020-21 Estimated Actuals	2021-22 Budget	Percent Difference
SERVICES AND OTHER OPERATING EXPENDITURES					
Subagreements for Services		5100	0.00	0.00	0.0%
Travel and Conferences		5200	0.00	0.00	0.0%
Insurance		5400-5450	0.00	0.00	0.0%
Operations and Housekeeping Services		5500	0.00	0.00	0.0%
Rentals, Leases, Repairs, and Noncapitalized Improvements		5600	104,940.00	89,940.00	-14.3%
Transfers of Direct Costs		5710	0.00	0.00	0.0%
Transfers of Direct Costs - Interfund		5750	0.00	0.00	0.0%
Professional/Consulting Services and Operating Expenditures		5800	21,825.00	13,625.00	-37.6%
Communications		5900	0.00	0.00	0.0%
TOTAL, SERVICES AND OTHER OPERATING EXPENDITURES			126,765.00	103,565.00	-18.3%
CAPITAL OUTLAY					
Land		6100	0.00	0.00	0.0%
Land Improvements		6170	0.00	0.00	0.0%
Buildings and Improvements of Buildings		6200	23,671.00	119,187.00	403.5%
Books and Media for New School Libraries or Major Expansion of School Libraries		6300	0.00	0.00	0.0%
Equipment		6400	43,672.00	0.00	-100.0%
Equipment Replacement		6500	0.00	0.00	0.0%
Lease Assets		6600	0.00	0.00	0.0%
TOTAL, CAPITAL OUTLAY			67,343.00	119,187.00	77.0%
OTHER OUTGO (excluding Transfers of Indirect Costs)					
Other Transfers Out					
All Other Transfers Out to All Others		7299	0.00	0.00	0.0%
Debt Service					
Debt Service - Interest		7438	0.00	0.00	0.0%
Other Debt Service - Principal		7439	0.00	0.00	0.0%
TOTAL, OTHER OUTGO (excluding Transfers of Indirect Costs)			0.00	0.00	0.0%
TOTAL, EXPENDITURES			194,108.00	222,752.00	14.8%

Description	Resource Codes	Object Codes	2020-21 Estimated Actuals	2021-22 Budget	Percent Difference
INTERFUND TRANSFERS					
INTERFUND TRANSFERS IN					
Other Authorized Interfund Transfers In		8919	0.00	0.00	0.0%
(a) TOTAL, INTERFUND TRANSFERS IN			0.00	0.00	0.0%
INTERFUND TRANSFERS OUT					
To: State School Building Fund/ County School Facilities Fund		7613	0.00	0.00	0.0%
Other Authorized Interfund Transfers Out		7619	0.00	0.00	0.0%
(b) TOTAL, INTERFUND TRANSFERS OUT			0.00	0.00	0.0%
OTHER SOURCES/USES					
SOURCES					
Proceeds					
Proceeds from Disposal of Capital Assets		8953	0.00	0.00	0.0%
Other Sources					
Transfers from Funds of Lapsed/Reorganized LEAs		8965	0.00	0.00	0.0%
Long-Term Debt Proceeds					
Proceeds from Certificates of Participation		8971	0.00	0.00	0.0%
Proceeds from Leases		8972	0.00	0.00	0.0%
Proceeds from Lease Revenue Bonds		8973	0.00	0.00	0.0%
All Other Financing Sources		8979	0.00	0.00	0.0%
(c) TOTAL, SOURCES			0.00	0.00	0.0%
USES					
Transfers of Funds from Lapsed/Reorganized LEAs		7651	0.00	0.00	0.0%
All Other Financing Uses		7699	0.00	0.00	0.0%
(d) TOTAL, USES			0.00	0.00	0.0%
CONTRIBUTIONS					
Contributions from Unrestricted Revenues		8980	0.00	0.00	0.0%
Contributions from Restricted Revenues		8990	0.00	0.00	0.0%
(e) TOTAL, CONTRIBUTIONS			0.00	0.00	0.0%
TOTAL, OTHER FINANCING SOURCES/USES (a - b + c - d + e)			0.00	0.00	0.0%

Description	Function Codes	Object Codes	2020-21 Estimated Actuals	2021-22 Budget	Percent Difference
A. REVENUES					
1) LCFF Sources		8010-8099	0.00	0.00	0.0%
2) Federal Revenue		8100-8299	0.00	0.00	0.0%
3) Other State Revenue		8300-8599	0.00	0.00	0.0%
4) Other Local Revenue		8600-8799	256,531.00	241,500.00	-5.9%
5) TOTAL, REVENUES			256,531.00	241,500.00	-5.9%
B. EXPENDITURES (Objects 1000-7999)					
1) Instruction	1000-1999		0.00	0.00	0.0%
2) Instruction - Related Services	2000-2999		0.00	0.00	0.0%
3) Pupil Services	3000-3999		0.00	0.00	0.0%
4) Ancillary Services	4000-4999		0.00	0.00	0.0%
5) Community Services	5000-5999		0.00	0.00	0.0%
6) Enterprise	6000-6999		0.00	0.00	0.0%
7) General Administration	7000-7999		21,825.00	13,625.00	-37.6%
8) Plant Services	8000-8999		172,283.00	209,127.00	21.4%
9) Other Outgo	9000-9999	Except 7600-7699	0.00	0.00	0.0%
10) TOTAL, EXPENDITURES			194,108.00	222,752.00	14.8%
C. EXCESS (DEFICIENCY) OF REVENUES OVER EXPENDITURES BEFORE OTHER FINANCING SOURCES AND USES (A5 - B10)			62,423.00	18,748.00	-70.0%
D. OTHER FINANCING SOURCES/USES					
1) Interfund Transfers					
a) Transfers In		8900-8929	0.00	0.00	0.0%
b) Transfers Out		7600-7629	0.00	0.00	0.0%
2) Other Sources/Uses					
a) Sources		8930-8979	0.00	0.00	0.0%
b) Uses		7630-7699	0.00	0.00	0.0%
3) Contributions		8980-8999	0.00	0.00	0.0%
4) TOTAL, OTHER FINANCING SOURCES/USES			0.00	0.00	0.0%

Description	Function Codes	Object Codes	2020-21 Estimated Actuals	2021-22 Budget	Percent Difference
E. NET INCREASE (DECREASE) IN FUND BALANCE (C + D4)			62,423.00	18,748.00	-70.0%
F. FUND BALANCE, RESERVES					
1) Beginning Fund Balance					
a) As of July 1 - Unaudited		9791	470,870.08	533,293.08	13.3%
b) Audit Adjustments		9793	0.00	0.00	0.0%
c) As of July 1 - Audited (F1a + F1b)			470,870.08	533,293.08	13.3%
d) Other Restatements		9795	0.00	0.00	0.0%
e) Adjusted Beginning Balance (F1c + F1d)			470,870.08	533,293.08	13.3%
2) Ending Balance, June 30 (E + F1e)			533,293.08	552,041.08	3.5%
Components of Ending Fund Balance					
a) Nonspendable					
Revolving Cash		9711	0.00	0.00	0.0%
Stores		9712	0.00	0.00	0.0%
Prepaid Items		9713	0.00	0.00	0.0%
All Others		9719	0.00	0.00	0.0%
b) Restricted		9740	426,736.29	541,000.29	26.8%
c) Committed					
Stabilization Arrangements		9750	0.00	0.00	0.0%
Other Commitments (by Resource/Object)		9760	0.00	0.00	0.0%
d) Assigned					
Other Assignments (by Resource/Object)		9780	106,556.79	11,040.79	-89.6%
e) Unassigned/Unappropriated					
Reserve for Economic Uncertainties		9789	0.00	0.00	0.0%
Unassigned/Unappropriated Amount		9790	0.00	0.00	0.0%

Resource	Description	2020-21 Estimated Actuals	2021-22 Budget
9010	Other Restricted Local	426,736.29	541,000.29
Total, Restricted Balance		426,736.29	541,000.29

Description	Resource Codes	Object Codes	2020-21 Estimated Actuals	2021-22 Budget	Percent Difference
A. REVENUES					
1) LCFF Sources		8010-8099	0.00	0.00	0.0%
2) Federal Revenue		8100-8299	0.00	0.00	0.0%
3) Other State Revenue		8300-8599	0.00	0.00	0.0%
4) Other Local Revenue		8600-8799	145.00	4,875,818.00	3362533.1%
5) TOTAL, REVENUES			145.00	4,875,818.00	3362533.1%
B. EXPENDITURES					
1) Certificated Salaries		1000-1999	0.00	0.00	0.0%
2) Classified Salaries		2000-2999	0.00	0.00	0.0%
3) Employee Benefits		3000-3999	0.00	0.00	0.0%
4) Books and Supplies		4000-4999	0.00	0.00	0.0%
5) Services and Other Operating Expenditures		5000-5999	0.00	0.00	0.0%
6) Capital Outlay		6000-6999	0.00	0.00	0.0%
7) Other Outgo (excluding Transfers of Indirect Costs)		7100-7299, 7400-7499	0.00	0.00	0.0%
8) Other Outgo - Transfers of Indirect Costs		7300-7399	0.00	0.00	0.0%
9) TOTAL, EXPENDITURES			0.00	0.00	0.0%
C. EXCESS (DEFICIENCY) OF REVENUES OVER EXPENDITURES BEFORE OTHER FINANCING SOURCES AND USES (A5 - B9)			145.00	4,875,818.00	3362533.1%
D. OTHER FINANCING SOURCES/USES					
1) Interfund Transfers					
a) Transfers In		8900-8929	0.00	0.00	0.0%
b) Transfers Out		7600-7629	0.00	2,656,693.00	New
2) Other Sources/Uses					
a) Sources		8930-8979	0.00	0.00	0.0%
b) Uses		7630-7699	0.00	0.00	0.0%
3) Contributions		8980-8999	0.00	0.00	0.0%
4) TOTAL, OTHER FINANCING SOURCES/USES			0.00	(2,656,693.00)	New

Description	Resource Codes	Object Codes	2020-21 Estimated Actuals	2021-22 Budget	Percent Difference
E. NET INCREASE (DECREASE) IN FUND BALANCE (C + D4)			145.00	2,219,125.00	1530331.0%
F. FUND BALANCE, RESERVES					
1) Beginning Fund Balance					
a) As of July 1 - Unaudited		9791	21,277.68	21,422.68	0.7%
b) Audit Adjustments		9793	0.00	0.00	0.0%
c) As of July 1 - Audited (F1a + F1b)			21,277.68	21,422.68	0.7%
d) Other Restatements		9795	0.00	0.00	0.0%
e) Adjusted Beginning Balance (F1c + F1d)			21,277.68	21,422.68	0.7%
2) Ending Balance, June 30 (E + F1e)			21,422.68	2,240,547.68	10358.8%
Components of Ending Fund Balance					
a) Nonspendable					
Revolving Cash		9711	0.00	0.00	0.0%
Stores		9712	0.00	0.00	0.0%
Prepaid Items		9713	0.00	0.00	0.0%
All Others		9719	0.00	0.00	0.0%
b) Restricted		9740	0.00	2,218,980.00	New
c) Committed					
Stabilization Arrangements		9750	0.00	0.00	0.0%
Other Commitments		9760	0.00	0.00	0.0%
d) Assigned					
Other Assignments		9780	21,422.68	21,567.68	0.7%
e) Unassigned/Unappropriated					
Reserve for Economic Uncertainties		9789	0.00	0.00	0.0%
Unassigned/Unappropriated Amount		9790	0.00	0.00	0.0%

Description	Resource Codes	Object Codes	2020-21 Estimated Actuals	2021-22 Budget	Percent Difference
G. ASSETS					
1) Cash					
a) in County Treasury		9110	21,408.78		
1) Fair Value Adjustment to Cash in County Treasury		9111	0.00		
b) in Banks		9120	0.00		
c) in Revolving Cash Account		9130	0.00		
d) with Fiscal Agent/Trustee		9135	0.00		
e) Collections Awaiting Deposit		9140	0.00		
2) Investments		9150	0.00		
3) Accounts Receivable		9200	0.00		
4) Due from Grantor Government		9290	0.00		
5) Due from Other Funds		9310	0.00		
6) Stores		9320	0.00		
7) Prepaid Expenditures		9330	0.00		
8) Other Current Assets		9340	0.00		
9) TOTAL, ASSETS			21,408.78		
H. DEFERRED OUTFLOWS OF RESOURCES					
1) Deferred Outflows of Resources		9490	0.00		
2) TOTAL, DEFERRED OUTFLOWS			0.00		
I. LIABILITIES					
1) Accounts Payable		9500	0.00		
2) Due to Grantor Governments		9590	0.00		
3) Due to Other Funds		9610	0.00		
4) Current Loans		9640	0.00		
5) Unearned Revenue		9650	0.00		
6) TOTAL, LIABILITIES			0.00		
J. DEFERRED INFLOWS OF RESOURCES					
1) Deferred Inflows of Resources		9690	0.00		
2) TOTAL, DEFERRED INFLOWS			0.00		
K. FUND EQUITY					
Ending Fund Balance, June 30 (G9 + H2) - (I6 + J2)			21,408.78		

Description	Resource Codes	Object Codes	2020-21 Estimated Actuals	2021-22 Budget	Percent Difference
FEDERAL REVENUE					
FEMA		8281	0.00	0.00	0.0%
All Other Federal Revenue		8290	0.00	0.00	0.0%
TOTAL, FEDERAL REVENUE			0.00	0.00	0.0%
OTHER STATE REVENUE					
Pass-Through Revenues from State Sources		8587	0.00	0.00	0.0%
California Clean Energy Jobs Act	6230	8590	0.00	0.00	0.0%
All Other State Revenue	All Other	8590	0.00	0.00	0.0%
TOTAL, OTHER STATE REVENUE			0.00	0.00	0.0%
OTHER LOCAL REVENUE					
Other Local Revenue					
Community Redevelopment Funds Not Subject to LCFF Deduction		8625	0.00	4,827,633.00	New
Sales					
Sale of Equipment/Supplies		8631	0.00	0.00	0.0%
Leases and Rentals		8650	0.00	0.00	0.0%
Interest		8660	145.00	48,185.00	33131.0%
Net Increase (Decrease) in the Fair Value of Investments		8662	0.00	0.00	0.0%
Other Local Revenue					
All Other Local Revenue		8699	0.00	0.00	0.0%
All Other Transfers In from All Others		8799	0.00	0.00	0.0%
TOTAL, OTHER LOCAL REVENUE			145.00	4,875,818.00	3362533.1%
TOTAL, REVENUES			145.00	4,875,818.00	3362533.1%

Description	Resource Codes	Object Codes	2020-21 Estimated Actuals	2021-22 Budget	Percent Difference
CLASSIFIED SALARIES					
Classified Support Salaries		2200	0.00	0.00	0.0%
Classified Supervisors' and Administrators' Salaries		2300	0.00	0.00	0.0%
Clerical, Technical and Office Salaries		2400	0.00	0.00	0.0%
Other Classified Salaries		2900	0.00	0.00	0.0%
TOTAL, CLASSIFIED SALARIES			0.00	0.00	0.0%
EMPLOYEE BENEFITS					
STRS		3101-3102	0.00	0.00	0.0%
PERS		3201-3202	0.00	0.00	0.0%
OASDI/Medicare/Alternative		3301-3302	0.00	0.00	0.0%
Health and Welfare Benefits		3401-3402	0.00	0.00	0.0%
Unemployment Insurance		3501-3502	0.00	0.00	0.0%
Workers' Compensation		3601-3602	0.00	0.00	0.0%
OPEB, Allocated		3701-3702	0.00	0.00	0.0%
OPEB, Active Employees		3751-3752	0.00	0.00	0.0%
Other Employee Benefits		3901-3902	0.00	0.00	0.0%
TOTAL, EMPLOYEE BENEFITS			0.00	0.00	0.0%
BOOKS AND SUPPLIES					
Books and Other Reference Materials		4200	0.00	0.00	0.0%
Materials and Supplies		4300	0.00	0.00	0.0%
Noncapitalized Equipment		4400	0.00	0.00	0.0%
TOTAL, BOOKS AND SUPPLIES			0.00	0.00	0.0%

Description	Resource Codes	Object Codes	2020-21 Estimated Actuals	2021-22 Budget	Percent Difference
SERVICES AND OTHER OPERATING EXPENDITURES					
Subagreements for Services		5100	0.00	0.00	0.0%
Travel and Conferences		5200	0.00	0.00	0.0%
Insurance		5400-5450	0.00	0.00	0.0%
Operations and Housekeeping Services		5500	0.00	0.00	0.0%
Rentals, Leases, Repairs, and Noncapitalized Improvements		5600	0.00	0.00	0.0%
Transfers of Direct Costs		5710	0.00	0.00	0.0%
Transfers of Direct Costs - Interfund		5750	0.00	0.00	0.0%
Professional/Consulting Services and Operating Expenditures		5800	0.00	0.00	0.0%
Communications		5900	0.00	0.00	0.0%
TOTAL, SERVICES AND OTHER OPERATING EXPENDITURES			0.00	0.00	0.0%
CAPITAL OUTLAY					
Land		6100	0.00	0.00	0.0%
Land Improvements		6170	0.00	0.00	0.0%
Buildings and Improvements of Buildings		6200	0.00	0.00	0.0%
Books and Media for New School Libraries or Major Expansion of School Libraries		6300	0.00	0.00	0.0%
Equipment		6400	0.00	0.00	0.0%
Equipment Replacement		6500	0.00	0.00	0.0%
Lease Assets		6600	0.00	0.00	0.0%
TOTAL, CAPITAL OUTLAY			0.00	0.00	0.0%
OTHER OUTGO (excluding Transfers of Indirect Costs)					
Other Transfers Out					
Transfers of Pass-Through Revenues To Districts or Charter Schools		7211	0.00	0.00	0.0%
To County Offices		7212	0.00	0.00	0.0%
To JPAs		7213	0.00	0.00	0.0%
All Other Transfers Out to All Others		7299	0.00	0.00	0.0%
Debt Service					
Debt Service - Interest		7438	0.00	0.00	0.0%
Other Debt Service - Principal		7439	0.00	0.00	0.0%
TOTAL, OTHER OUTGO (excluding Transfers of Indirect Costs)			0.00	0.00	0.0%
TOTAL, EXPENDITURES			0.00	0.00	0.0%

Description	Resource Codes	Object Codes	2020-21 Estimated Actuals	2021-22 Budget	Percent Difference
INTERFUND TRANSFERS					
INTERFUND TRANSFERS IN					
From: General Fund/CSSF		8912	0.00	0.00	0.0%
Other Authorized Interfund Transfers In		8919	0.00	0.00	0.0%
(a) TOTAL, INTERFUND TRANSFERS IN			0.00	0.00	0.0%
INTERFUND TRANSFERS OUT					
To: General Fund/CSSF		7612	0.00	0.00	0.0%
To: State School Building Fund/ County School Facilities Fund		7613	0.00	0.00	0.0%
Other Authorized Interfund Transfers Out		7619	0.00	2,656,693.00	New
(b) TOTAL, INTERFUND TRANSFERS OUT			0.00	2,656,693.00	New

Description	Resource Codes	Object Codes	2020-21 Estimated Actuals	2021-22 Budget	Percent Difference
OTHER SOURCES/USES					
SOURCES					
Proceeds					
Proceeds from Disposal of Capital Assets		8953	0.00	0.00	0.0%
Other Sources					
Transfers from Funds of Lapsed/Reorganized LEAs		8965	0.00	0.00	0.0%
Long-Term Debt Proceeds					
Proceeds from Certificates of Participation		8971	0.00	0.00	0.0%
Proceeds from Leases		8972	0.00	0.00	0.0%
Proceeds from Lease Revenue Bonds		8973	0.00	0.00	0.0%
All Other Financing Sources		8979	0.00	0.00	0.0%
(c) TOTAL, SOURCES			0.00	0.00	0.0%
USES					
Transfers of Funds from Lapsed/Reorganized LEAs		7651	0.00	0.00	0.0%
All Other Financing Uses		7699	0.00	0.00	0.0%
(d) TOTAL, USES			0.00	0.00	0.0%
CONTRIBUTIONS					
Contributions from Unrestricted Revenues		8980	0.00	0.00	0.0%
Contributions from Restricted Revenues		8990	0.00	0.00	0.0%
(e) TOTAL, CONTRIBUTIONS			0.00	0.00	0.0%
TOTAL, OTHER FINANCING SOURCES/USES (a - b + c - d + e)			0.00	(2,656,693.00)	New

Description	Function Codes	Object Codes	2020-21 Estimated Actuals	2021-22 Budget	Percent Difference
A. REVENUES					
1) LCFF Sources		8010-8099	0.00	0.00	0.0%
2) Federal Revenue		8100-8299	0.00	0.00	0.0%
3) Other State Revenue		8300-8599	0.00	0.00	0.0%
4) Other Local Revenue		8600-8799	145.00	4,875,818.00	3362533.1%
5) TOTAL, REVENUES			145.00	4,875,818.00	3362533.1%
B. EXPENDITURES (Objects 1000-7999)					
1) Instruction	1000-1999		0.00	0.00	0.0%
2) Instruction - Related Services	2000-2999		0.00	0.00	0.0%
3) Pupil Services	3000-3999		0.00	0.00	0.0%
4) Ancillary Services	4000-4999		0.00	0.00	0.0%
5) Community Services	5000-5999		0.00	0.00	0.0%
6) Enterprise	6000-6999		0.00	0.00	0.0%
7) General Administration	7000-7999		0.00	0.00	0.0%
8) Plant Services	8000-8999		0.00	0.00	0.0%
9) Other Outgo	9000-9999	Except 7600-7699	0.00	0.00	0.0%
10) TOTAL, EXPENDITURES			0.00	0.00	0.0%
C. EXCESS (DEFICIENCY) OF REVENUES OVER EXPENDITURES BEFORE OTHER FINANCING SOURCES AND USES (A5 - B10)			145.00	4,875,818.00	3362533.1%
D. OTHER FINANCING SOURCES/USES					
1) Interfund Transfers					
a) Transfers In		8900-8929	0.00	0.00	0.0%
b) Transfers Out		7600-7629	0.00	2,656,693.00	New
2) Other Sources/Uses					
a) Sources		8930-8979	0.00	0.00	0.0%
b) Uses		7630-7699	0.00	0.00	0.0%
3) Contributions		8980-8999	0.00	0.00	0.0%
4) TOTAL, OTHER FINANCING SOURCES/USES			0.00	(2,656,693.00)	New

Description	Function Codes	Object Codes	2020-21 Estimated Actuals	2021-22 Budget	Percent Difference
E. NET INCREASE (DECREASE) IN FUND BALANCE (C + D4)			145.00	2,219,125.00	1530331.0%
F. FUND BALANCE, RESERVES					
1) Beginning Fund Balance					
a) As of July 1 - Unaudited		9791	21,277.68	21,422.68	0.7%
b) Audit Adjustments		9793	0.00	0.00	0.0%
c) As of July 1 - Audited (F1a + F1b)			21,277.68	21,422.68	0.7%
d) Other Restatements		9795	0.00	0.00	0.0%
e) Adjusted Beginning Balance (F1c + F1d)			21,277.68	21,422.68	0.7%
2) Ending Balance, June 30 (E + F1e)			21,422.68	2,240,547.68	10358.8%
Components of Ending Fund Balance					
a) Nonspendable					
Revolving Cash		9711	0.00	0.00	0.0%
Stores		9712	0.00	0.00	0.0%
Prepaid Items		9713	0.00	0.00	0.0%
All Others		9719	0.00	0.00	0.0%
b) Restricted		9740	0.00	2,218,980.00	New
c) Committed					
Stabilization Arrangements		9750	0.00	0.00	0.0%
Other Commitments (by Resource/Object)		9760	0.00	0.00	0.0%
d) Assigned					
Other Assignments (by Resource/Object)		9780	21,422.68	21,567.68	0.7%
e) Unassigned/Unappropriated					
Reserve for Economic Uncertainties		9789	0.00	0.00	0.0%
Unassigned/Unappropriated Amount		9790	0.00	0.00	0.0%

Resource	Description	2020-21 Estimated Actuals	2021-22 Budget
9010	Other Restricted Local	0.00	2,218,980.00
Total, Restricted Balance		0.00	2,218,980.00

Description	Resource Codes	Object Codes	2020-21 Estimated Actuals	2021-22 Budget	Percent Difference
A. REVENUES					
1) LCFF Sources		8010-8099	0.00	0.00	0.0%
2) Federal Revenue		8100-8299	0.00	0.00	0.0%
3) Other State Revenue		8300-8599	0.00	0.00	0.0%
4) Other Local Revenue		8600-8799	0.00	0.00	0.0%
5) TOTAL, REVENUES			0.00	0.00	0.0%
B. EXPENDITURES					
1) Certificated Salaries		1000-1999	0.00	0.00	0.0%
2) Classified Salaries		2000-2999	0.00	0.00	0.0%
3) Employee Benefits		3000-3999	0.00	0.00	0.0%
4) Books and Supplies		4000-4999	0.00	0.00	0.0%
5) Services and Other Operating Expenditures		5000-5999	0.00	0.00	0.0%
6) Capital Outlay		6000-6999	0.00	0.00	0.0%
7) Other Outgo (excluding Transfers of Indirect Costs)		7100-7299, 7400-7499	0.00	0.00	0.0%
8) Other Outgo - Transfers of Indirect Costs		7300-7399	0.00	0.00	0.0%
9) TOTAL, EXPENDITURES			0.00	0.00	0.0%
C. EXCESS (DEFICIENCY) OF REVENUES OVER EXPENDITURES BEFORE OTHER FINANCING SOURCES AND USES (A5 - B9)			0.00	0.00	0.0%
D. OTHER FINANCING SOURCES/USES					
1) Interfund Transfers					
a) Transfers In		8900-8929	0.00	0.00	0.0%
b) Transfers Out		7600-7629	0.00	0.00	0.0%
2) Other Sources/Uses					
a) Sources		8930-8979	0.00	0.00	0.0%
b) Uses		7630-7699	0.00	0.00	0.0%
3) Contributions		8980-8999	0.00	0.00	0.0%
4) TOTAL, OTHER FINANCING SOURCES/USES			0.00	0.00	0.0%

Description	Resource Codes	Object Codes	2020-21 Estimated Actuals	2021-22 Budget	Percent Difference
E. NET INCREASE (DECREASE) IN FUND BALANCE (C + D4)			0.00	0.00	0.0%
F. FUND BALANCE, RESERVES					
1) Beginning Fund Balance					
a) As of July 1 - Unaudited		9791	13,619,998.06	13,619,998.06	0.0%
b) Audit Adjustments		9793	0.00	0.00	0.0%
c) As of July 1 - Audited (F1a + F1b)			13,619,998.06	13,619,998.06	0.0%
d) Other Restatements		9795	0.00	0.00	0.0%
e) Adjusted Beginning Balance (F1c + F1d)			13,619,998.06	13,619,998.06	0.0%
2) Ending Balance, June 30 (E + F1e)			13,619,998.06	13,619,998.06	0.0%
Components of Ending Fund Balance					
a) Nonspendable					
Revolving Cash		9711	0.00	0.00	0.0%
Stores		9712	0.00	0.00	0.0%
Prepaid Items		9713	0.00	0.00	0.0%
All Others		9719	0.00	0.00	0.0%
b) Restricted		9740	0.00	0.00	0.0%
c) Committed					
Stabilization Arrangements		9750	0.00	0.00	0.0%
Other Commitments		9760	0.00	0.00	0.0%
d) Assigned					
Other Assignments		9780	13,619,998.06	13,619,998.06	0.0%
e) Unassigned/Unappropriated					
Reserve for Economic Uncertainties		9789	0.00	0.00	0.0%
Unassigned/Unappropriated Amount		9790	0.00	0.00	0.0%

Description	Resource Codes	Object Codes	2020-21 Estimated Actuals	2021-22 Budget	Percent Difference
G. ASSETS					
1) Cash					
a) in County Treasury		9110	0.00		
1) Fair Value Adjustment to Cash in County Treasury		9111	0.00		
b) in Banks		9120	0.00		
c) in Revolving Cash Account		9130	0.00		
d) with Fiscal Agent/Trustee		9135	0.00		
e) Collections Awaiting Deposit		9140	0.00		
2) Investments		9150	0.00		
3) Accounts Receivable		9200	0.00		
4) Due from Grantor Government		9290	0.00		
5) Due from Other Funds		9310	0.00		
6) Stores		9320	0.00		
7) Prepaid Expenditures		9330	0.00		
8) Other Current Assets		9340	0.00		
9) TOTAL, ASSETS			0.00		
H. DEFERRED OUTFLOWS OF RESOURCES					
1) Deferred Outflows of Resources		9490	0.00		
2) TOTAL, DEFERRED OUTFLOWS			0.00		
I. LIABILITIES					
1) Accounts Payable		9500	0.00		
2) Due to Grantor Governments		9590	0.00		
3) Due to Other Funds		9610	0.00		
4) Current Loans		9640	0.00		
5) Unearned Revenue		9650	0.00		
6) TOTAL, LIABILITIES			0.00		
J. DEFERRED INFLOWS OF RESOURCES					
1) Deferred Inflows of Resources		9690	0.00		
2) TOTAL, DEFERRED INFLOWS			0.00		
K. FUND EQUITY					
Ending Fund Balance, June 30 (G9 + H2) - (I6 + J2)			0.00		

Description	Resource Codes	Object Codes	2020-21 Estimated Actuals	2021-22 Budget	Percent Difference
FEDERAL REVENUE					
All Other Federal Revenue		8290	0.00	0.00	0.0%
TOTAL, FEDERAL REVENUE			0.00	0.00	0.0%
OTHER STATE REVENUE					
Tax Relief Subventions Voted Indebtedness Levies					
Homeowners' Exemptions		8571	0.00	0.00	0.0%
Other Subventions/In-Lieu Taxes		8572	0.00	0.00	0.0%
TOTAL, OTHER STATE REVENUE			0.00	0.00	0.0%
OTHER LOCAL REVENUE					
Other Local Revenue County and District Taxes Voted Indebtedness Levies					
Secured Roll		8611	0.00	0.00	0.0%
Unsecured Roll		8612	0.00	0.00	0.0%
Prior Years' Taxes		8613	0.00	0.00	0.0%
Supplemental Taxes		8614	0.00	0.00	0.0%
Penalties and Interest from Delinquent Non-LCFF Taxes		8629	0.00	0.00	0.0%
Interest		8660	0.00	0.00	0.0%
Net Increase (Decrease) in the Fair Value of Investments		8662	0.00	0.00	0.0%
Other Local Revenue					
All Other Local Revenue		8699	0.00	0.00	0.0%
All Other Transfers In from All Others		8799	0.00	0.00	0.0%
TOTAL, OTHER LOCAL REVENUE			0.00	0.00	0.0%
TOTAL, REVENUES			0.00	0.00	0.0%

Description	Resource Codes	Object Codes	2020-21 Estimated Actuals	2021-22 Budget	Percent Difference
OTHER OUTGO (excluding Transfers of Indirect Costs)					
Debt Service					
Bond Redemptions		7433	0.00	0.00	0.0%
Bond Interest and Other Service Charges		7434	0.00	0.00	0.0%
Debt Service - Interest		7438	0.00	0.00	0.0%
Other Debt Service - Principal		7439	0.00	0.00	0.0%
TOTAL, OTHER OUTGO (excluding Transfers of Indirect Costs)			0.00	0.00	0.0%
TOTAL, EXPENDITURES			0.00	0.00	0.0%

Description	Resource Codes	Object Codes	2020-21 Estimated Actuals	2021-22 Budget	Percent Difference
INTERFUND TRANSFERS					
INTERFUND TRANSFERS IN					
Other Authorized Interfund Transfers In		8919	0.00	0.00	0.0%
(a) TOTAL, INTERFUND TRANSFERS IN			0.00	0.00	0.0%
INTERFUND TRANSFERS OUT					
To: General Fund		7614	0.00	0.00	0.0%
Other Authorized Interfund Transfers Out		7619	0.00	0.00	0.0%
(b) TOTAL, INTERFUND TRANSFERS OUT			0.00	0.00	0.0%
OTHER SOURCES/USES					
SOURCES					
Other Sources					
Transfers from Funds of Lapsed/Reorganized LEAs		8965	0.00	0.00	0.0%
All Other Financing Sources		8979	0.00	0.00	0.0%
(c) TOTAL, SOURCES			0.00	0.00	0.0%
USES					
Transfers of Funds from Lapsed/Reorganized LEAs		7651	0.00	0.00	0.0%
All Other Financing Uses		7699	0.00	0.00	0.0%
(d) TOTAL, USES			0.00	0.00	0.0%
CONTRIBUTIONS					
Contributions from Unrestricted Revenues		8980	0.00	0.00	0.0%
Contributions from Restricted Revenues		8990	0.00	0.00	0.0%
(e) TOTAL, CONTRIBUTIONS			0.00	0.00	0.0%
TOTAL, OTHER FINANCING SOURCES/USES (a - b + c - d + e)			0.00	0.00	0.0%

Description	Function Codes	Object Codes	2020-21 Estimated Actuals	2021-22 Budget	Percent Difference
A. REVENUES					
1) LCFF Sources		8010-8099	0.00	0.00	0.0%
2) Federal Revenue		8100-8299	0.00	0.00	0.0%
3) Other State Revenue		8300-8599	0.00	0.00	0.0%
4) Other Local Revenue		8600-8799	0.00	0.00	0.0%
5) TOTAL, REVENUES			0.00	0.00	0.0%
B. EXPENDITURES (Objects 1000-7999)					
1) Instruction	1000-1999		0.00	0.00	0.0%
2) Instruction - Related Services	2000-2999		0.00	0.00	0.0%
3) Pupil Services	3000-3999		0.00	0.00	0.0%
4) Ancillary Services	4000-4999		0.00	0.00	0.0%
5) Community Services	5000-5999		0.00	0.00	0.0%
6) Enterprise	6000-6999		0.00	0.00	0.0%
7) General Administration	7000-7999		0.00	0.00	0.0%
8) Plant Services	8000-8999		0.00	0.00	0.0%
9) Other Outgo	9000-9999	Except 7600-7699	0.00	0.00	0.0%
10) TOTAL, EXPENDITURES			0.00	0.00	0.0%
C. EXCESS (DEFICIENCY) OF REVENUES OVER EXPENDITURES BEFORE OTHER FINANCING SOURCES AND USES (A5 - B10)			0.00	0.00	0.0%
D. OTHER FINANCING SOURCES/USES					
1) Interfund Transfers					
a) Transfers In		8900-8929	0.00	0.00	0.0%
b) Transfers Out		7600-7629	0.00	0.00	0.0%
2) Other Sources/Uses					
a) Sources		8930-8979	0.00	0.00	0.0%
b) Uses		7630-7699	0.00	0.00	0.0%
3) Contributions		8980-8999	0.00	0.00	0.0%
4) TOTAL, OTHER FINANCING SOURCES/USES			0.00	0.00	0.0%

Description	Function Codes	Object Codes	2020-21 Estimated Actuals	2021-22 Budget	Percent Difference
E. NET INCREASE (DECREASE) IN FUND BALANCE (C + D4)			0.00	0.00	0.0%
F. FUND BALANCE, RESERVES					
1) Beginning Fund Balance					
a) As of July 1 - Unaudited		9791	13,619,998.06	13,619,998.06	0.0%
b) Audit Adjustments		9793	0.00	0.00	0.0%
c) As of July 1 - Audited (F1a + F1b)			13,619,998.06	13,619,998.06	0.0%
d) Other Restatements		9795	0.00	0.00	0.0%
e) Adjusted Beginning Balance (F1c + F1d)			13,619,998.06	13,619,998.06	0.0%
2) Ending Balance, June 30 (E + F1e)			13,619,998.06	13,619,998.06	0.0%
Components of Ending Fund Balance					
a) Nonspendable					
Revolving Cash		9711	0.00	0.00	0.0%
Stores		9712	0.00	0.00	0.0%
Prepaid Items		9713	0.00	0.00	0.0%
All Others		9719	0.00	0.00	0.0%
b) Restricted		9740	0.00	0.00	0.0%
c) Committed					
Stabilization Arrangements		9750	0.00	0.00	0.0%
Other Commitments (by Resource/Object)		9760	0.00	0.00	0.0%
d) Assigned					
Other Assignments (by Resource/Object)		9780	13,619,998.06	13,619,998.06	0.0%
e) Unassigned/Unappropriated					
Reserve for Economic Uncertainties		9789	0.00	0.00	0.0%
Unassigned/Unappropriated Amount		9790	0.00	0.00	0.0%

Resource	Description	2020-21 Estimated Actuals	2021-22 Budget
Total, Restricted Balance		0.00	0.00

Description	Resource Codes	Object Codes	2020-21 Estimated Actuals	2021-22 Budget	Percent Difference
A. REVENUES					
1) LCFF Sources		8010-8099	0.00	0.00	0.0%
2) Federal Revenue		8100-8299	0.00	0.00	0.0%
3) Other State Revenue		8300-8599	0.00	0.00	0.0%
4) Other Local Revenue		8600-8799	0.00	95.00	New
5) TOTAL, REVENUES			0.00	95.00	New
B. EXPENDITURES					
1) Certificated Salaries		1000-1999	0.00	0.00	0.0%
2) Classified Salaries		2000-2999	0.00	0.00	0.0%
3) Employee Benefits		3000-3999	0.00	0.00	0.0%
4) Books and Supplies		4000-4999	0.00	0.00	0.0%
5) Services and Other Operating Expenditures		5000-5999	0.00	0.00	0.0%
6) Capital Outlay		6000-6999	0.00	0.00	0.0%
7) Other Outgo (excluding Transfers of Indirect Costs)		7100-7299, 7400-7499	0.00	156,693.00	New
8) Other Outgo - Transfers of Indirect Costs		7300-7399	0.00	0.00	0.0%
9) TOTAL, EXPENDITURES			0.00	156,693.00	New
C. EXCESS (DEFICIENCY) OF REVENUES OVER EXPENDITURES BEFORE OTHER FINANCING SOURCES AND USES (A5 - B9)			0.00	(156,598.00)	New
D. OTHER FINANCING SOURCES/USES					
1) Interfund Transfers					
a) Transfers In		8900-8929	0.00	156,693.00	New
b) Transfers Out		7600-7629	0.00	0.00	0.0%
2) Other Sources/Uses					
a) Sources		8930-8979	0.00	0.00	0.0%
b) Uses		7630-7699	0.00	0.00	0.0%
3) Contributions		8980-8999	0.00	0.00	0.0%
4) TOTAL, OTHER FINANCING SOURCES/USES			0.00	156,693.00	New

Description	Resource Codes	Object Codes	2020-21 Estimated Actuals	2021-22 Budget	Percent Difference
E. NET INCREASE (DECREASE) IN FUND BALANCE (C + D4)			0.00	95.00	New
F. FUND BALANCE, RESERVES					
1) Beginning Fund Balance					
a) As of July 1 - Unaudited		9791	0.00	0.00	0.0%
b) Audit Adjustments		9793	0.00	0.00	0.0%
c) As of July 1 - Audited (F1a + F1b)			0.00	0.00	0.0%
d) Other Restatements		9795	0.00	0.00	0.0%
e) Adjusted Beginning Balance (F1c + F1d)			0.00	0.00	0.0%
2) Ending Balance, June 30 (E + F1e)			0.00	95.00	New
Components of Ending Fund Balance					
a) Nonspendable					
Revolving Cash		9711	0.00	0.00	0.0%
Stores		9712	0.00	0.00	0.0%
Prepaid Items		9713	0.00	0.00	0.0%
All Others		9719	0.00	0.00	0.0%
b) Restricted		9740	0.00	95.00	New
c) Committed					
Stabilization Arrangements		9750	0.00	0.00	0.0%
Other Commitments		9760	0.00	0.00	0.0%
d) Assigned					
Other Assignments		9780	0.00	0.00	0.0%
e) Unassigned/Unappropriated					
Reserve for Economic Uncertainties		9789	0.00	0.00	0.0%
Unassigned/Unappropriated Amount		9790	0.00	0.00	0.0%

Description	Resource Codes	Object Codes	2020-21 Estimated Actuals	2021-22 Budget	Percent Difference
G. ASSETS					
1) Cash					
a) in County Treasury		9110	0.00		
1) Fair Value Adjustment to Cash in County Treasury		9111	0.00		
b) in Banks		9120	0.00		
c) in Revolving Cash Account		9130	0.00		
d) with Fiscal Agent/Trustee		9135	0.00		
e) Collections Awaiting Deposit		9140	0.00		
2) Investments		9150	0.00		
3) Accounts Receivable		9200	0.00		
4) Due from Grantor Government		9290	0.00		
5) Due from Other Funds		9310	0.00		
6) Stores		9320	0.00		
7) Prepaid Expenditures		9330	0.00		
8) Other Current Assets		9340	0.00		
9) TOTAL, ASSETS			0.00		
H. DEFERRED OUTFLOWS OF RESOURCES					
1) Deferred Outflows of Resources		9490	0.00		
2) TOTAL, DEFERRED OUTFLOWS			0.00		
I. LIABILITIES					
1) Accounts Payable		9500	0.00		
2) Due to Grantor Governments		9590	0.00		
3) Due to Other Funds		9610	0.00		
4) Current Loans		9640	0.00		
5) Unearned Revenue		9650	0.00		
6) TOTAL, LIABILITIES			0.00		
J. DEFERRED INFLOWS OF RESOURCES					
1) Deferred Inflows of Resources		9690	0.00		
2) TOTAL, DEFERRED INFLOWS			0.00		
K. FUND EQUITY					
Ending Fund Balance, June 30 (G9 + H2) - (I6 + J2)			0.00		

Description	Resource Codes	Object Codes	2020-21 Estimated Actuals	2021-22 Budget	Percent Difference
FEDERAL REVENUE					
All Other Federal Revenue		8290	0.00	0.00	0.0%
TOTAL, FEDERAL REVENUE			0.00	0.00	0.0%
OTHER STATE REVENUE					
All Other State Revenue		8590	0.00	0.00	0.0%
TOTAL, OTHER STATE REVENUE			0.00	0.00	0.0%
OTHER LOCAL REVENUE					
Interest		8660	0.00	95.00	New
Net Increase (Decrease) in the Fair Value of Investments		8662	0.00	0.00	0.0%
Other Local Revenue					
All Other Local Revenue		8699	0.00	0.00	0.0%
TOTAL, OTHER LOCAL REVENUE			0.00	95.00	New
TOTAL, REVENUES			0.00	95.00	New
OTHER OUTGO (excluding Transfers of Indirect Costs)					
Debt Service					
Debt Service - Interest		7438	0.00	16,693.00	New
Other Debt Service - Principal		7439	0.00	140,000.00	New
TOTAL, OTHER OUTGO (excluding Transfers of Indirect Costs)			0.00	156,693.00	New
TOTAL, EXPENDITURES			0.00	156,693.00	New

Description	Resource Codes	Object Codes	2020-21 Estimated Actuals	2021-22 Budget	Percent Difference
INTERFUND TRANSFERS					
INTERFUND TRANSFERS IN					
Other Authorized Interfund Transfers In		8919	0.00	156,693.00	New
(a) TOTAL, INTERFUND TRANSFERS IN			0.00	156,693.00	New
INTERFUND TRANSFERS OUT					
Other Authorized Interfund Transfers Out		7619	0.00	0.00	0.0%
(b) TOTAL, INTERFUND TRANSFERS OUT			0.00	0.00	0.0%
OTHER SOURCES/USES					
SOURCES					
Other Sources					
Transfers from Funds of Lapsed/Reorganized LEAs		8965	0.00	0.00	0.0%
Long-Term Debt Proceeds					
Proceeds from Certificates of Participation		8971	0.00	0.00	0.0%
All Other Financing Sources		8979	0.00	0.00	0.0%
(c) TOTAL, SOURCES			0.00	0.00	0.0%
USES					
Transfers of Funds from Lapsed/Reorganized LEAs		7651	0.00	0.00	0.0%
All Other Financing Uses		7699	0.00	0.00	0.0%
(d) TOTAL, USES			0.00	0.00	0.0%
CONTRIBUTIONS					
Contributions from Unrestricted Revenues		8980	0.00	0.00	0.0%
Contributions from Restricted Revenues		8990	0.00	0.00	0.0%
(e) TOTAL, CONTRIBUTIONS			0.00	0.00	0.0%
TOTAL, OTHER FINANCING SOURCES/USES (a - b + c - d + e)			0.00	156,693.00	New

Description	Function Codes	Object Codes	2020-21 Estimated Actuals	2021-22 Budget	Percent Difference
A. REVENUES					
1) LCFF Sources		8010-8099	0.00	0.00	0.0%
2) Federal Revenue		8100-8299	0.00	0.00	0.0%
3) Other State Revenue		8300-8599	0.00	0.00	0.0%
4) Other Local Revenue		8600-8799	0.00	95.00	New
5) TOTAL, REVENUES			0.00	95.00	New
B. EXPENDITURES (Objects 1000-7999)					
1) Instruction	1000-1999		0.00	0.00	0.0%
2) Instruction - Related Services	2000-2999		0.00	0.00	0.0%
3) Pupil Services	3000-3999		0.00	0.00	0.0%
4) Ancillary Services	4000-4999		0.00	0.00	0.0%
5) Community Services	5000-5999		0.00	0.00	0.0%
6) Enterprise	6000-6999		0.00	0.00	0.0%
7) General Administration	7000-7999		0.00	0.00	0.0%
8) Plant Services	8000-8999		0.00	0.00	0.0%
9) Other Outgo	9000-9999	Except 7600-7699	0.00	156,693.00	New
10) TOTAL, EXPENDITURES			0.00	156,693.00	New
C. EXCESS (DEFICIENCY) OF REVENUES OVER EXPENDITURES BEFORE OTHER FINANCING SOURCES AND USES (A5 - B10)			0.00	(156,598.00)	New
D. OTHER FINANCING SOURCES/USES					
1) Interfund Transfers					
a) Transfers In		8900-8929	0.00	156,693.00	New
b) Transfers Out		7600-7629	0.00	0.00	0.0%
2) Other Sources/Uses					
a) Sources		8930-8979	0.00	0.00	0.0%
b) Uses		7630-7699	0.00	0.00	0.0%
3) Contributions		8980-8999	0.00	0.00	0.0%
4) TOTAL, OTHER FINANCING SOURCES/USES			0.00	156,693.00	New

Description	Function Codes	Object Codes	2020-21 Estimated Actuals	2021-22 Budget	Percent Difference
E. NET INCREASE (DECREASE) IN FUND BALANCE (C + D4)			0.00	95.00	New
F. FUND BALANCE, RESERVES					
1) Beginning Fund Balance					
a) As of July 1 - Unaudited		9791	0.00	0.00	0.0%
b) Audit Adjustments		9793	0.00	0.00	0.0%
c) As of July 1 - Audited (F1a + F1b)			0.00	0.00	0.0%
d) Other Restatements		9795	0.00	0.00	0.0%
e) Adjusted Beginning Balance (F1c + F1d)			0.00	0.00	0.0%
2) Ending Balance, June 30 (E + F1e)			0.00	95.00	New
Components of Ending Fund Balance					
a) Nonspendable					
Revolving Cash		9711	0.00	0.00	0.0%
Stores		9712	0.00	0.00	0.0%
Prepaid Items		9713	0.00	0.00	0.0%
All Others		9719	0.00	0.00	0.0%
b) Restricted		9740	0.00	95.00	New
c) Committed					
Stabilization Arrangements		9750	0.00	0.00	0.0%
Other Commitments (by Resource/Object)		9760	0.00	0.00	0.0%
d) Assigned					
Other Assignments (by Resource/Object)		9780	0.00	0.00	0.0%
e) Unassigned/Unappropriated					
Reserve for Economic Uncertainties		9789	0.00	0.00	0.0%
Unassigned/Unappropriated Amount		9790	0.00	0.00	0.0%

Resource	Description	2020-21 Estimated Actuals	2021-22 Budget
9010	Other Restricted Local	0.00	95.00
Total, Restricted Balance		0.00	95.00

Description	Resource Codes	Object Codes	2020-21 Estimated Actuals	2021-22 Budget	Percent Difference
A. REVENUES					
1) LCFF Sources		8010-8099	0.00	0.00	0.0%
2) Federal Revenue		8100-8299	0.00	0.00	0.0%
3) Other State Revenue		8300-8599	0.00	0.00	0.0%
4) Other Local Revenue		8600-8799	15,290.00	10,921.00	-28.6%
5) TOTAL, REVENUES			15,290.00	10,921.00	-28.6%
B. EXPENSES					
1) Certificated Salaries		1000-1999	0.00	0.00	0.0%
2) Classified Salaries		2000-2999	0.00	0.00	0.0%
3) Employee Benefits		3000-3999	0.00	0.00	0.0%
4) Books and Supplies		4000-4999	0.00	0.00	0.0%
5) Services and Other Operating Expenses		5000-5999	51,814.00	46,200.00	-10.8%
6) Depreciation and Amortization		6000-6999	0.00	0.00	0.0%
7) Other Outgo (excluding Transfers of Indirect Costs)		7100-7299, 7400-7499	0.00	0.00	0.0%
8) Other Outgo - Transfers of Indirect Costs		7300-7399	0.00	0.00	0.0%
9) TOTAL, EXPENSES			51,814.00	46,200.00	-10.8%
C. EXCESS (DEFICIENCY) OF REVENUES OVER EXPENSES BEFORE OTHER FINANCING SOURCES AND USES (A5 - B9)			(36,524.00)	(35,279.00)	-3.4%
D. OTHER FINANCING SOURCES/USES					
1) Interfund Transfers					
a) Transfers In		8900-8929	0.00	0.00	0.0%
b) Transfers Out		7600-7629	0.00	0.00	0.0%
2) Other Sources/Uses					
a) Sources		8930-8979	0.00	0.00	0.0%
b) Uses		7630-7699	0.00	0.00	0.0%
3) Contributions		8980-8999	0.00	0.00	0.0%
4) TOTAL, OTHER FINANCING SOURCES/USES			0.00	0.00	0.0%

Description	Resource Codes	Object Codes	2020-21 Estimated Actuals	2021-22 Budget	Percent Difference
E. NET INCREASE (DECREASE) IN NET POSITION (C + D4)			(36,524.00)	(35,279.00)	-3.4%
F. NET POSITION					
1) Beginning Net Position					
a) As of July 1 - Unaudited		9791	1,954,023.64	1,917,499.64	-1.9%
b) Audit Adjustments		9793	0.00	0.00	0.0%
c) As of July 1 - Audited (F1a + F1b)			1,954,023.64	1,917,499.64	-1.9%
d) Other Restatements		9795	0.00	0.00	0.0%
e) Adjusted Beginning Net Position (F1c + F1d)			1,954,023.64	1,917,499.64	-1.9%
2) Ending Net Position, June 30 (E + F1e)			1,917,499.64	1,882,220.64	-1.8%
Components of Ending Net Position					
a) Net Investment in Capital Assets		9796	0.00	0.00	0.0%
b) Restricted Net Position		9797	0.00	0.00	0.0%
c) Unrestricted Net Position		9790	1,917,499.64	1,882,220.64	-1.8%

Description	Resource Codes	Object Codes	2020-21 Estimated Actuals	2021-22 Budget	Percent Difference
G. ASSETS					
1) Cash					
a) in County Treasury		9110	1,537,409.50		
1) Fair Value Adjustment to Cash in County Treasury		9111	0.00		
b) in Banks		9120	0.00		
c) in Revolving Cash Account		9130	0.00		
d) with Fiscal Agent/Trustee		9135	0.00		
e) Collections Awaiting Deposit		9140	0.00		
2) Investments		9150	413,453.47		
3) Accounts Receivable		9200	0.00		
4) Due from Grantor Government		9290	0.00		
5) Due from Other Funds		9310	0.00		
6) Stores		9320	0.00		
7) Prepaid Expenditures		9330	0.00		
8) Other Current Assets		9340	0.00		
9) Fixed Assets					
a) Land		9410	0.00		
b) Land Improvements		9420	0.00		
c) Accumulated Depreciation - Land Improvements		9425	0.00		
d) Buildings		9430	0.00		
e) Accumulated Depreciation - Buildings		9435	0.00		
f) Equipment		9440	0.00		
g) Accumulated Depreciation - Equipment		9445	0.00		
h) Work in Progress		9450	0.00		
10) TOTAL, ASSETS			1,950,862.97		
H. DEFERRED OUTFLOWS OF RESOURCES					
1) Deferred Outflows of Resources		9490	0.00		
2) TOTAL, DEFERRED OUTFLOWS			0.00		

Description	Resource Codes	Object Codes	2020-21 Estimated Actuals	2021-22 Budget	Percent Difference
I. LIABILITIES					
1) Accounts Payable		9500	0.00		
2) Due to Grantor Governments		9590	0.00		
3) Due to Other Funds		9610	0.00		
4) Current Loans		9640			
5) Unearned Revenue		9650	0.00		
6) Long-Term Liabilities					
a) Net Pension Liability		9663	0.00		
b) Total/Net OPEB Liability		9664	0.00		
c) Compensated Absences		9665	0.00		
d) COPs Payable		9666	0.00		
e) Capital Leases Payable		9667	0.00		
f) Lease Revenue Bonds Payable		9668	0.00		
g) Other General Long-Term Liabilities		9669	0.00		
7) TOTAL, LIABILITIES			0.00		
J. DEFERRED INFLOWS OF RESOURCES					
1) Deferred Inflows of Resources		9690	0.00		
2) TOTAL, DEFERRED INFLOWS			0.00		
K. NET POSITION					
Net Position, June 30 (G10 + H2) - (I7 + J2)			1,950,862.97		

Description	Resource Codes	Object Codes	2020-21 Estimated Actuals	2021-22 Budget	Percent Difference
OTHER STATE REVENUE					
STRS On-Behalf Pension Contributions	7690	8590	0.00	0.00	0.0%
All Other State Revenue	All Other	8590	0.00	0.00	0.0%
TOTAL, OTHER STATE REVENUE			0.00	0.00	0.0%
OTHER LOCAL REVENUE					
Other Local Revenue					
Sales					
Sale of Equipment/Supplies		8631	0.00	0.00	0.0%
Interest		8660	10,926.00	10,921.00	0.0%
Net Increase (Decrease) in the Fair Value of Investments		8662	0.00	0.00	0.0%
Other Local Revenue					
All Other Local Revenue		8699	4,364.00	0.00	-100.0%
TOTAL, OTHER LOCAL REVENUE			15,290.00	10,921.00	-28.6%
TOTAL, REVENUES			15,290.00	10,921.00	-28.6%

Description	Resource Codes	Object Codes	2020-21 Estimated Actuals	2021-22 Budget	Percent Difference
CERTIFICATED SALARIES					
Certificated Teachers' Salaries		1100	0.00	0.00	0.0%
Certificated Pupil Support Salaries		1200	0.00	0.00	0.0%
Certificated Supervisors' and Administrators' Salaries		1300	0.00	0.00	0.0%
Other Certificated Salaries		1900	0.00	0.00	0.0%
TOTAL, CERTIFICATED SALARIES			0.00	0.00	0.0%
CLASSIFIED SALARIES					
Classified Instructional Salaries		2100	0.00	0.00	0.0%
Classified Support Salaries		2200	0.00	0.00	0.0%
Classified Supervisors' and Administrators' Salaries		2300	0.00	0.00	0.0%
Clerical, Technical and Office Salaries		2400	0.00	0.00	0.0%
Other Classified Salaries		2900	0.00	0.00	0.0%
TOTAL, CLASSIFIED SALARIES			0.00	0.00	0.0%
EMPLOYEE BENEFITS					
STRS		3101-3102	0.00	0.00	0.0%
PERS		3201-3202	0.00	0.00	0.0%
OASDI/Medicare/Alternative		3301-3302	0.00	0.00	0.0%
Health and Welfare Benefits		3401-3402	0.00	0.00	0.0%
Unemployment Insurance		3501-3502	0.00	0.00	0.0%
Workers' Compensation		3601-3602	0.00	0.00	0.0%
OPEB, Allocated		3701-3702	0.00	0.00	0.0%
OPEB, Active Employees		3751-3752	0.00	0.00	0.0%
Other Employee Benefits		3901-3902	0.00	0.00	0.0%
TOTAL, EMPLOYEE BENEFITS			0.00	0.00	0.0%
BOOKS AND SUPPLIES					
Approved Textbooks and Core Curricula Materials		4100	0.00	0.00	0.0%
Books and Other Reference Materials		4200	0.00	0.00	0.0%
Materials and Supplies		4300	0.00	0.00	0.0%
Noncapitalized Equipment		4400	0.00	0.00	0.0%
Food		4700	0.00	0.00	0.0%
TOTAL, BOOKS AND SUPPLIES			0.00	0.00	0.0%

Description	Resource Codes	Object Codes	2020-21 Estimated Actuals	2021-22 Budget	Percent Difference
SERVICES AND OTHER OPERATING EXPENSES					
Subagreements for Services		5100	0.00	0.00	0.0%
Travel and Conferences		5200	0.00	0.00	0.0%
Dues and Memberships		5300	0.00	0.00	0.0%
Insurance		5400-5450	0.00	0.00	0.0%
Operations and Housekeeping Services		5500	0.00	0.00	0.0%
Rentals, Leases, Repairs, and Noncapitalized Improvements		5600	0.00	0.00	0.0%
Transfers of Direct Costs		5710	0.00	0.00	0.0%
Transfers of Direct Costs - Interfund		5750	0.00	0.00	0.0%
Professional/Consulting Services and Operating Expenditures		5800	51,814.00	46,200.00	-10.8%
Communications		5900	0.00	0.00	0.0%
TOTAL, SERVICES AND OTHER OPERATING EXPENSES			51,814.00	46,200.00	-10.8%
DEPRECIATION AND AMORTIZATION					
Depreciation Expense		6900	0.00	0.00	0.0%
Amortization Expense-Lease Assets		6910	0.00	0.00	0.0%
TOTAL, DEPRECIATION AND AMORTIZATION			0.00	0.00	0.0%
OTHER OUTGO (excluding Transfers of Indirect Costs)					
All Other Transfers Out to All Others		7299	0.00	0.00	0.0%
TOTAL, OTHER OUTGO (excluding Transfers of Indirect Costs)			0.00	0.00	0.0%
TOTAL, EXPENSES			51,814.00	46,200.00	-10.8%

Description	Resource Codes	Object Codes	2020-21 Estimated Actuals	2021-22 Budget	Percent Difference
INTERFUND TRANSFERS					
INTERFUND TRANSFERS IN					
Other Authorized Interfund Transfers In		8919	0.00	0.00	0.0%
(a) TOTAL, INTERFUND TRANSFERS IN			0.00	0.00	0.0%
OTHER SOURCES/USES					
SOURCES					
Other Sources					
Transfers from Funds of Lapsed/Reorganized LEAs		8965	0.00	0.00	0.0%
All Other Financing Sources		8979	0.00	0.00	0.0%
(c) TOTAL, SOURCES			0.00	0.00	0.0%
USES					
Transfers of Funds from Lapsed/Reorganized LEAs		7651	0.00	0.00	0.0%
All Other Financing Uses		7699	0.00	0.00	0.0%
(d) TOTAL, USES			0.00	0.00	0.0%
CONTRIBUTIONS					
Contributions from Unrestricted Revenues		8980	0.00	0.00	0.0%
Contributions from Restricted Revenues		8990	0.00	0.00	0.0%
(e) TOTAL, CONTRIBUTIONS			0.00	0.00	0.0%
TOTAL, OTHER FINANCING SOURCES/USES (a + c - d + e)			0.00	0.00	0.0%

Description	Function Codes	Object Codes	2020-21 Estimated Actuals	2021-22 Budget	Percent Difference
A. REVENUES					
1) LCFF Sources		8010-8099	0.00	0.00	0.0%
2) Federal Revenue		8100-8299	0.00	0.00	0.0%
3) Other State Revenue		8300-8599	0.00	0.00	0.0%
4) Other Local Revenue		8600-8799	15,290.00	10,921.00	-28.6%
5) TOTAL, REVENUES			15,290.00	10,921.00	-28.6%
B. EXPENSES (Objects 1000-7999)					
1) Instruction	1000-1999		0.00	0.00	0.0%
2) Instruction - Related Services	2000-2999		0.00	0.00	0.0%
3) Pupil Services	3000-3999		0.00	0.00	0.0%
4) Ancillary Services	4000-4999		0.00	0.00	0.0%
5) Community Services	5000-5999		51,814.00	46,200.00	-10.8%
6) Enterprise	6000-6999		0.00	0.00	0.0%
7) General Administration	7000-7999		0.00	0.00	0.0%
8) Plant Services	8000-8999		0.00	0.00	0.0%
9) Other Outgo	9000-9999	Except 7600-7699	0.00	0.00	0.0%
10) TOTAL, EXPENSES			51,814.00	46,200.00	-10.8%
C. EXCESS (DEFICIENCY) OF REVENUES OVER EXPENSES BEFORE OTHER FINANCING SOURCES AND USES (A5 - B10)			(36,524.00)	(35,279.00)	-3.4%
D. OTHER FINANCING SOURCES/USES					
1) Interfund Transfers					
a) Transfers In		8900-8929	0.00	0.00	0.0%
b) Transfers Out		7600-7629	0.00	0.00	0.0%
2) Other Sources/Uses					
a) Sources		8930-8979	0.00	0.00	0.0%
b) Uses		7630-7699	0.00	0.00	0.0%
3) Contributions		8980-8999	0.00	0.00	0.0%
4) TOTAL, OTHER FINANCING SOURCES/USES			0.00	0.00	0.0%

Description	Function Codes	Object Codes	2020-21 Estimated Actuals	2021-22 Budget	Percent Difference
E. NET INCREASE (DECREASE) IN NET POSITION (C + D4)			(36,524.00)	(35,279.00)	-3.4%
F. NET POSITION					
1) Beginning Net Position					
a) As of July 1 - Unaudited		9791	1,954,023.64	1,917,499.64	-1.9%
b) Audit Adjustments		9793	0.00	0.00	0.0%
c) As of July 1 - Audited (F1a + F1b)			1,954,023.64	1,917,499.64	-1.9%
d) Other Restatements		9795	0.00	0.00	0.0%
e) Adjusted Beginning Net Position (F1c + F1d)			1,954,023.64	1,917,499.64	-1.9%
2) Ending Net Position, June 30 (E + F1e)			1,917,499.64	1,882,220.64	-1.8%
Components of Ending Net Position					
a) Net Investment in Capital Assets		9796	0.00	0.00	0.0%
b) Restricted Net Position		9797	0.00	0.00	0.0%
c) Unrestricted Net Position		9790	1,917,499.64	1,882,220.64	-1.8%

Resource	Description	2020-21 Estimated Actuals	2021-22 Budget
	Total, Restricted Net Position	0.00	0.00

Description	2020-21 Estimated Actuals			2021-22 Budget		
	P-2 ADA	Annual ADA	Funded ADA	Estimated P-2 ADA	Estimated Annual ADA	Estimated Funded ADA
A. DISTRICT						
1. Total District Regular ADA Includes Opportunity Classes, Home & Hospital, Special Day Class, Continuation Education, Special Education NPS/LCI and Extended Year, and Community Day School (includes Necessary Small School ADA)	5,864.66	5,864.66	6,066.99	5,826.79	5,826.79	6,052.27
2. Total Basic Aid Choice/Court Ordered Voluntary Pupil Transfer Regular ADA Includes Opportunity Classes, Home & Hospital, Special Day Class, Continuation Education, Special Education NPS/LCI and Extended Year, and Community Day School (ADA not included in Line A1 above)						
3. Total Basic Aid Open Enrollment Regular ADA Includes Opportunity Classes, Home & Hospital, Special Day Class, Continuation Education, Special Education NPS/LCI and Extended Year, and Community Day School (ADA not included in Line A1 above)						
4. Total, District Regular ADA (Sum of Lines A1 through A3)	5,864.66	5,864.66	6,066.99	5,826.79	5,826.79	6,052.27
5. District Funded County Program ADA						
a. County Community Schools						
b. Special Education-Special Day Class	38.51	38.51	38.51	38.51	38.51	38.51
c. Special Education-NPS/LCI	3.00	3.00	3.00	3.00	3.00	3.00
d. Special Education Extended Year						
e. Other County Operated Programs: Opportunity Schools and Full Day Opportunity Classes, Specialized Secondary Schools						
f. County School Tuition Fund (Out of State Tuition) [EC 2000 and 46380]						
g. Total, District Funded County Program ADA (Sum of Lines A5a through A5f)	41.51	41.51	41.51	41.51	41.51	41.51
6. TOTAL DISTRICT ADA (Sum of Line A4 and Line A5g)	5,906.17	5,906.17	6,108.50	5,868.30	5,868.30	6,093.78
7. Adults in Correctional Facilities						
8. Charter School ADA (Enter Charter School ADA using Tab C. Charter School ADA)						

Description	2020-21 Estimated Actuals			2021-22 Budget		
	P-2 ADA	Annual ADA	Funded ADA	Estimated P-2 ADA	Estimated Annual ADA	Estimated Funded ADA
B. COUNTY OFFICE OF EDUCATION						
1. County Program Alternative Education Grant ADA						
a. County Group Home and Institution Pupils						
b. Juvenile Halls, Homes, and Camps						
c. Probation Referred, On Probation or Parole, Expelled per EC 48915(a) or (c) [EC 2574(c)(4)(A)]						
d. Total, County Program Alternative Education ADA (Sum of Lines B1a through B1c)	0.00	0.00	0.00	0.00	0.00	0.00
2. District Funded County Program ADA						
a. County Community Schools						
b. Special Education-Special Day Class						
c. Special Education-NPS/LCI						
d. Special Education Extended Year						
e. Other County Operated Programs: Opportunity Schools and Full Day Opportunity Classes, Specialized Secondary Schools						
f. County School Tuition Fund (Out of State Tuition) [EC 2000 and 46380]						
g. Total, District Funded County Program ADA (Sum of Lines B2a through B2f)	0.00	0.00	0.00	0.00	0.00	0.00
3. TOTAL COUNTY OFFICE ADA (Sum of Lines B1d and B2g)	0.00	0.00	0.00	0.00	0.00	0.00
4. Adults in Correctional Facilities						
5. County Operations Grant ADA						
6. Charter School ADA (Enter Charter School ADA using Tab C. Charter School ADA)						

Description	2020-21 Estimated Actuals			2021-22 Budget		
	P-2 ADA	Annual ADA	Funded ADA	Estimated P-2 ADA	Estimated Annual ADA	Estimated Funded ADA
C. CHARTER SCHOOL ADA						
Authorizing LEAs reporting charter school SACS financial data in their Fund 01, 09, or 62 use this worksheet to report ADA for those charter schools. Charter schools reporting SACS financial data separately from their authorizing LEAs in Fund 01 or Fund 62 use this worksheet to report their ADA.						
FUND 01: Charter School ADA corresponding to SACS financial data reported in Fund 01.						
1. Total Charter School Regular ADA						
2. Charter School County Program Alternative Education ADA						
a. County Group Home and Institution Pupils						
b. Juvenile Halls, Homes, and Camps						
c. Probation Referred, On Probation or Parole, Expelled per EC 48915(a) or (c) [EC 2574(c)(4)(A)]						
d. Total, Charter School County Program Alternative Education ADA (Sum of Lines C2a through C2c)	0.00	0.00	0.00	0.00	0.00	0.00
3. Charter School Funded County Program ADA						
a. County Community Schools						
b. Special Education-Special Day Class						
c. Special Education-NPS/LCI						
d. Special Education Extended Year						
e. Other County Operated Programs: Opportunity Schools and Full Day Opportunity Classes, Specialized Secondary Schools						
f. Total, Charter School Funded County Program ADA (Sum of Lines C3a through C3e)	0.00	0.00	0.00	0.00	0.00	0.00
4. TOTAL CHARTER SCHOOL ADA (Sum of Lines C1, C2d, and C3f)	0.00	0.00	0.00	0.00	0.00	0.00
FUND 09 or 62: Charter School ADA corresponding to SACS financial data reported in Fund 09 or Fund 62.						
5. Total Charter School Regular ADA						
6. Charter School County Program Alternative Education ADA						
a. County Group Home and Institution Pupils						
b. Juvenile Halls, Homes, and Camps						
c. Probation Referred, On Probation or Parole, Expelled per EC 48915(a) or (c) [EC 2574(c)(4)(A)]						
d. Total, Charter School County Program Alternative Education ADA (Sum of Lines C6a through C6c)	0.00	0.00	0.00	0.00	0.00	0.00
7. Charter School Funded County Program ADA						
a. County Community Schools						
b. Special Education-Special Day Class						
c. Special Education-NPS/LCI						
d. Special Education Extended Year						
e. Other County Operated Programs: Opportunity Schools and Full Day Opportunity Classes, Specialized Secondary Schools						
f. Total, Charter School Funded County Program ADA (Sum of Lines C7a through C7e)	0.00	0.00	0.00	0.00	0.00	0.00
8. TOTAL CHARTER SCHOOL ADA (Sum of Lines C5, C6d, and C7f)	0.00	0.00	0.00	0.00	0.00	0.00
9. TOTAL CHARTER SCHOOL ADA Reported in Fund 01, 09, or 62 (Sum of Lines C4 and C8)	0.00	0.00	0.00	0.00	0.00	0.00

	Object	Beginning Balances (Ref. Only)	July	August	September	October	November	December	January	February
ESTIMATES THROUGH THE MONTH OF	JUNE									
A. BEGINNING CASH			9,122,074.00	8,363,779.00	1,547,932.00	(41,076.00)	(1,775,281.00)	(7,104,021.00)	18,649,936.00	15,547,747.00
B. RECEIPTS										
LCFF/Revenue Limit Sources										
Principal Apportionment	8010-8019		1,816,131.00	1,911,356.00	2,764,990.00	2,446,627.00	1,914,193.00	1,548,952.00	1,309,934.00	1,269,944.00
Property Taxes	8020-8079		92,638.00	31,376.00	962,788.00	121,724.00	102,595.00	28,586,401.00	98,794.00	49,377.00
Miscellaneous Funds	8080-8099		(295,442.00)	(188,036.00)	(132,579.00)	(300,277.00)	(250,715.00)	(353,769.00)	(302,242.00)	(317,735.00)
Federal Revenue	8100-8299		166,100.00		44,934.00	805,727.00	14,122.00		717,331.00	415,574.00
Other State Revenue	8300-8599		0.00	80,206.00	84,708.00	1,319,186.00	287,969.00	489,535.00	56,837.00	457,885.00
Other Local Revenue	8600-8799		490,993.00	1,175,957.00	(1,178,439.00)	56,787.00	88,464.00	3,538,085.00	(60,436.00)	291,107.00
Interfund Transfers In	8910-8929				2,500,000.00					
All Other Financing Sources	8930-8979									
TOTAL RECEIPTS			2,270,420.00	3,010,859.00	5,046,402.00	4,449,774.00	2,156,628.00	33,809,204.00	1,820,218.00	2,166,152.00
C. DISBURSEMENTS										
Certificated Salaries	1000-1999		322,118.00	3,704,784.00	3,590,145.00	3,570,488.00	3,814,560.00	3,767,691.00	3,663,428.00	4,012,431.00
Classified Salaries	2000-2999		496,908.00	1,212,759.00	1,211,721.00	1,117,504.00	1,247,979.00	1,167,537.00	1,113,952.00	1,290,760.00
Employee Benefits	3000-3999		407,871.00	1,659,720.00	2,036,007.00	2,077,258.00	2,148,874.00	2,069,522.00	2,095,118.00	2,615,189.00
Books and Supplies	4000-4999		19,038.00	58,801.00	237,303.00	325,040.00	538,744.00	298,223.00	239,878.00	127,724.00
Services	5000-5999		180,696.00	442,166.00	1,121,666.00	946,339.00	651,651.00	1,093,118.00	701,210.00	1,259,593.00
Capital Outlay	6000-6599		8,733.00	35,448.00	56,111.00	61,499.00	42,709.00	147,618.00		6,164.00
Other Outgo	7000-7499			13,702.00		(5,403.00)			(268.00)	(4,405.00)
Interfund Transfers Out	7600-7629							150,000.00		
All Other Financing Uses	7630-7699									
TOTAL DISBURSEMENTS			1,435,364.00	7,127,380.00	8,252,953.00	8,092,725.00	8,444,517.00	8,693,709.00	7,813,318.00	9,307,456.00
D. BALANCE SHEET ITEMS										
Assets and Deferred Outflows										
Cash Not In Treasury	9111-9199	40,003.00		(20,000.00)						
Accounts Receivable	9200-9299	7,436,129.00	1,173,078.00	1,011,773.00	1,536,191.00	1,278,290.00	350,652.00	(22,882.00)	2,230,839.00	(10,000.00)
Due From Other Funds	9310									
Stores	9320	27,647.00	4,416.00	(188.00)	(1,765.00)	852.00	1,441.00	(2,237.00)	(354.00)	354.00
Prepaid Expenditures	9330									
Other Current Assets	9340									
Deferred Outflows of Resources	9490									
SUBTOTAL		7,503,779.00	1,177,494.00	991,585.00	1,534,426.00	1,279,142.00	352,093.00	(25,119.00)	2,230,485.00	(9,646.00)
Liabilities and Deferred Inflows										
Accounts Payable	9500-9599	6,557,162.00	2,770,845.00	3,690,911.00	(83,117.00)	(629,604.00)	(607,056.00)	(663,581.00)	(660,426.00)	(300,000.00)
Due To Other Funds	9610									
Current Loans	9640									
Unearned Revenues	9650									
Deferred Inflows of Resources	9690									
SUBTOTAL		6,557,162.00	2,770,845.00	3,690,911.00	(83,117.00)	(629,604.00)	(607,056.00)	(663,581.00)	(660,426.00)	(300,000.00)
Nonoperating										
Suspense Clearing	9910		0.00							
TOTAL BALANCE SHEET ITEMS		946,617.00	(1,593,351.00)	(2,699,326.00)	1,617,543.00	1,908,746.00	959,149.00	638,462.00	2,890,911.00	290,354.00
E. NET INCREASE/DECREASE (B - C + D)			(758,295.00)	(6,815,847.00)	(1,589,008.00)	(1,734,205.00)	(5,328,740.00)	25,753,957.00	(3,102,189.00)	(6,850,950.00)
F. ENDING CASH (A + E)			8,363,779.00	1,547,932.00	(41,076.00)	(1,775,281.00)	(7,104,021.00)	18,649,936.00	15,547,747.00	8,696,797.00
G. ENDING CASH, PLUS CASH ACCRUALS AND ADJUSTMENTS										

	Object	March	April	May	June	Accruals	Adjustments	TOTAL	BUDGET
ESTIMATES THROUGH THE MONTH OF	JUNE								
A. BEGINNING CASH		8,696,797.00	3,408,017.00	22,067,190.00	16,614,088.00				
B. RECEIPTS									
LCFF/Revenue Limit Sources									
Principal Apportionment	8010-8019	1,575,243.00	1,269,944.00	1,269,944.00	305,300.00	1,514,083.00	(4,772,387.00)	16,144,254.00	16,144,254.00
Property Taxes	8020-8079	182,280.00	23,722,061.00	1,672,385.00	4,625,484.00			60,247,903.00	60,247,903.00
Miscellaneous Funds	8080-8099	(317,735.00)	(317,735.00)	(317,735.00)	(715,553.00)			(3,809,553.00)	(3,809,553.00)
Federal Revenue	8100-8299	924,661.00	384,060.00	53,312.00	682,692.00	806,111.00		5,014,624.00	5,014,624.00
Other State Revenue	8300-8599	396,064.00	0.00	83,324.00	5,181,050.00	34,988.00		8,471,752.00	8,471,752.00
Other Local Revenue	8600-8799	141,974.00	2,345,920.00	243,126.00	175,914.00			7,309,452.00	7,309,452.00
Interfund Transfers In	8910-8929							2,500,000.00	2,500,000.00
All Other Financing Sources	8930-8979							0.00	0.00
TOTAL RECEIPTS		2,902,487.00	27,404,250.00	3,004,356.00	10,254,887.00	2,355,182.00	(4,772,387.00)	95,878,432.00	95,878,432.00
C. DISBURSEMENTS									
Certificated Salaries	1000-1999	4,041,333.00	4,029,422.00	3,959,413.00	2,688,458.00			41,164,271.00	41,164,271.00
Classified Salaries	2000-2999	1,206,396.00	1,249,198.00	1,315,186.00	845,197.00			13,475,097.00	13,475,097.00
Employee Benefits	3000-3999	2,593,856.00	2,587,435.00	2,461,177.00	4,909,981.00			27,662,008.00	27,662,008.00
Books and Supplies	4000-4999	63,844.00	90,186.00	118,385.00	1,861,272.00			3,978,438.00	3,978,438.00
Services	5000-5999	699,902.00	989,251.00	1,089,446.00	3,691,080.00			12,866,118.00	12,866,118.00
Capital Outlay	6000-6599	36,351.00						394,633.00	394,633.00
Other Outgo	7000-7499	(61.00)	(61.00)	14,205.00	7,653.00			25,362.00	25,362.00
Interfund Transfers Out	7600-7629	150,000.00						300,000.00	300,000.00
All Other Financing Uses	7630-7699							0.00	0.00
TOTAL DISBURSEMENTS		8,791,621.00	8,945,431.00	8,957,812.00	14,003,641.00	0.00	0.00	99,865,927.00	99,865,927.00
D. BALANCE SHEET ITEMS									
Assets and Deferred Outflows									
Cash Not In Treasury	9111-9199				60,000.00			40,000.00	
Accounts Receivable	9200-9299				(111,812.00)			7,436,129.00	
Due From Other Funds	9310							0.00	
Stores	9320	354.00	354.00	354.00	24,066.00			27,647.00	
Prepaid Expenditures	9330							0.00	
Other Current Assets	9340							0.00	
Deferred Outflows of Resources	9490				0.00			0.00	
SUBTOTAL		354.00	354.00	354.00	(27,746.00)	0.00	0.00	7,503,776.00	
Liabilities and Deferred Inflows									
Accounts Payable	9500-9599	(600,000.00)	(200,000.00)	(500,000.00)	4,339,190.00			6,557,162.00	
Due To Other Funds	9610							0.00	
Current Loans	9640							0.00	
Unearned Revenues	9650							0.00	
Deferred Inflows of Resources	9690							0.00	
SUBTOTAL		(600,000.00)	(200,000.00)	(500,000.00)	4,339,190.00	0.00	0.00	6,557,162.00	
Nonoperating									
Suspense Clearing	9910							0.00	
TOTAL BALANCE SHEET ITEMS		600,354.00	200,354.00	500,354.00	(4,366,936.00)	0.00	0.00	946,614.00	
E. NET INCREASE/DECREASE (B - C + D)		(5,288,780.00)	18,659,173.00	(5,453,102.00)	(8,115,690.00)	2,355,182.00	(4,772,387.00)	(3,040,881.00)	(3,987,495.00)
F. ENDING CASH (A + E)		3,408,017.00	22,067,190.00	16,614,088.00	8,498,398.00				
G. ENDING CASH, PLUS CASH ACCRUALS AND ADJUSTMENTS								6,081,193.00	

	Object	Beginning Balances (Ref. Only)	July	August	September	October	November	December	January	February
ESTIMATES THROUGH THE MONTH OF	JUNE									
A. BEGINNING CASH			8,498,398.00	8,498,398.00	8,498,398.00	8,498,398.00	8,498,398.00	8,498,398.00	8,498,398.00	8,498,398.00
B. RECEIPTS										
LCFF/Revenue Limit Sources										
Principal Apportionment	8010-8019									
Property Taxes	8020-8079									
Miscellaneous Funds	8080-8099									
Federal Revenue	8100-8299									
Other State Revenue	8300-8599									
Other Local Revenue	8600-8799									
Interfund Transfers In	8910-8929									
All Other Financing Sources	8930-8979									
TOTAL RECEIPTS			0.00	0.00	0.00	0.00	0.00	0.00	0.00	0.00
C. DISBURSEMENTS										
Certificated Salaries	1000-1999									
Classified Salaries	2000-2999									
Employee Benefits	3000-3999									
Books and Supplies	4000-4999									
Services	5000-5999									
Capital Outlay	6000-6599									
Other Outgo	7000-7499									
Interfund Transfers Out	7600-7629									
All Other Financing Uses	7630-7699									
TOTAL DISBURSEMENTS			0.00	0.00	0.00	0.00	0.00	0.00	0.00	0.00
D. BALANCE SHEET ITEMS										
Assets and Deferred Outflows										
Cash Not In Treasury	9111-9199									
Accounts Receivable	9200-9299									
Due From Other Funds	9310									
Stores	9320									
Prepaid Expenditures	9330									
Other Current Assets	9340									
Deferred Outflows of Resources	9490									
SUBTOTAL		0.00	0.00	0.00	0.00	0.00	0.00	0.00	0.00	0.00
Liabilities and Deferred Inflows										
Accounts Payable	9500-9599									
Due To Other Funds	9610									
Current Loans	9640									
Unearned Revenues	9650									
Deferred Inflows of Resources	9690									
SUBTOTAL		0.00	0.00	0.00	0.00	0.00	0.00	0.00	0.00	0.00
Nonoperating										
Suspense Clearing	9910									
TOTAL BALANCE SHEET ITEMS		0.00	0.00	0.00	0.00	0.00	0.00	0.00	0.00	0.00
E. NET INCREASE/DECREASE (B - C + D)			0.00	0.00	0.00	0.00	0.00	0.00	0.00	0.00
F. ENDING CASH (A + E)			8,498,398.00	8,498,398.00	8,498,398.00	8,498,398.00	8,498,398.00	8,498,398.00	8,498,398.00	8,498,398.00
G. ENDING CASH, PLUS CASH ACCRUALS AND ADJUSTMENTS										

	Object	March	April	May	June	Accruals	Adjustments	TOTAL	BUDGET
ESTIMATES THROUGH THE MONTH OF	JUNE								
A. BEGINNING CASH		8,498,398.00	8,498,398.00	8,498,398.00	8,498,398.00				
B. RECEIPTS									
LCFF/Revenue Limit Sources									
Principal Apportionment	8010-8019							0.00	
Property Taxes	8020-8079							0.00	
Miscellaneous Funds	8080-8099							0.00	
Federal Revenue	8100-8299							0.00	
Other State Revenue	8300-8599							0.00	
Other Local Revenue	8600-8799							0.00	
Interfund Transfers In	8910-8929							0.00	
All Other Financing Sources	8930-8979							0.00	
TOTAL RECEIPTS		0.00	0.00	0.00	0.00	0.00	0.00	0.00	0.00
C. DISBURSEMENTS									
Certificated Salaries	1000-1999							0.00	
Classified Salaries	2000-2999							0.00	
Employee Benefits	3000-3999							0.00	
Books and Supplies	4000-4999							0.00	
Services	5000-5999							0.00	
Capital Outlay	6000-6599							0.00	
Other Outgo	7000-7499							0.00	
Interfund Transfers Out	7600-7629							0.00	
All Other Financing Uses	7630-7699							0.00	
TOTAL DISBURSEMENTS		0.00	0.00	0.00	0.00	0.00	0.00	0.00	0.00
D. BALANCE SHEET ITEMS									
Assets and Deferred Outflows									
Cash Not In Treasury	9111-9199							0.00	
Accounts Receivable	9200-9299							0.00	
Due From Other Funds	9310							0.00	
Stores	9320							0.00	
Prepaid Expenditures	9330							0.00	
Other Current Assets	9340							0.00	
Deferred Outflows of Resources	9490							0.00	
SUBTOTAL		0.00	0.00	0.00	0.00	0.00	0.00	0.00	
Liabilities and Deferred Inflows									
Accounts Payable	9500-9599							0.00	
Due To Other Funds	9610							0.00	
Current Loans	9640							0.00	
Unearned Revenues	9650							0.00	
Deferred Inflows of Resources	9690							0.00	
SUBTOTAL		0.00	0.00	0.00	0.00	0.00	0.00	0.00	
Nonoperating									
Suspense Clearing	9910							0.00	
TOTAL BALANCE SHEET ITEMS		0.00	0.00	0.00	0.00	0.00	0.00	0.00	
E. NET INCREASE/DECREASE (B - C + D)		0.00	0.00	0.00	0.00	0.00	0.00	0.00	0.00
F. ENDING CASH (A + E)		8,498,398.00	8,498,398.00	8,498,398.00	8,498,398.00				
G. ENDING CASH, PLUS CASH ACCRUALS AND ADJUSTMENTS								8,498,398.00	

ANNUAL BUDGET REPORT:
July 1, 2021 Budget Adoption

Insert "X" in applicable boxes:

[X] This budget was developed using the state-adopted Criteria and Standards. It includes the expenditures necessary to implement the Local Control and Accountability Plan (LCAP) or annual update to the LCAP that will be effective for the budget year. The budget was filed and adopted subsequent to a public hearing by the governing board of the school district pursuant to Education Code sections 33129, 42127, 52060, 52061, and 52062.

[X] If the budget includes a combined assigned and unassigned ending fund balance above the minimum recommended reserve for economic uncertainties, at its public hearing, the school district complied with the requirements of subparagraphs (B) and (C) of paragraph (2) of subdivision (a) of Education Code Section 42127.

Budget available for inspection at:

Place: 133 Mission St, Suite 100 Santa Cruz, CA
Date: May 28, 2021

Public Hearing:

Place:
Date: June 02, 2021
Time: 06:30 PM

Adoption Date: June 16, 2021

Signed: _____
Clerk/Secretary of the Governing Board
(Original signature required)

Contact person for additional information on the budget reports:

Name: Jim Monreal
Telephone: (831) 429-3410 x224

Title: Asst. Superintendent of Business Services
E-mail: jmonreal@sccs.net

Criteria and Standards Review Summary

The following summary is automatically completed based on data provided in the Criteria and Standards Review (Form 01CS). Criteria and standards that are "Not Met," and supplemental information and additional fiscal indicators that are "Yes," may indicate areas of potential concern for fiscal solvency purposes and should be carefully reviewed.

CRITERIA AND STANDARDS			Met	Not Met
1	Average Daily Attendance	Budgeted (funded) ADA has not been overestimated by more than the standard for the prior fiscal year, or two or more of the previous three fiscal years.	X	

CRITERIA AND STANDARDS (continued)			Met	Not Met
2	Enrollment	Enrollment has not been overestimated by more than the standard for the prior fiscal year, or two or more of the previous three fiscal years.		X
3	ADA to Enrollment	Projected second period (P-2) ADA to enrollment ratio is consistent with historical ratios for the budget and two subsequent fiscal years.		X
4	Local Control Funding Formula (LCFF) Revenue	Projected change in LCFF revenue is within the standard for the budget and two subsequent fiscal years.		X
5	Salaries and Benefits	Projected ratios of total unrestricted salaries and benefits to total unrestricted general fund expenditures are consistent with historical ratios for the budget and two subsequent fiscal years.	X	
6a	Other Revenues	Projected operating revenues (e.g., federal, other state, and other local) are within the standard for the budget and two subsequent fiscal years.		X
6b	Other Expenditures	Projected operating expenditures (e.g., books and supplies, and services and other operating) are within the standard for the budget and two subsequent fiscal years.		X
7	Ongoing and Major Maintenance Account	If applicable, required contribution to the ongoing and major maintenance account (i.e., restricted maintenance account) is included in the budget.		X
8	Deficit Spending	Unrestricted deficit spending, if any, has not exceeded the standard for two or more of the last three fiscal years.	X	
9	Fund Balance	Unrestricted general fund beginning balance has not been overestimated by more than the standard for two or more of the last three fiscal years.	X	
10	Reserves	Projected available reserves (e.g., reserve for economic uncertainties, unassigned/unappropriated amounts) meet minimum requirements for the budget and two subsequent fiscal years.	X	

SUPPLEMENTAL INFORMATION			No	Yes
S1	Contingent Liabilities	Are there known or contingent liabilities (e.g., financial or program audits, litigation, state compliance reviews) that may impact the budget?	X	
S2	Using One-time Revenues to Fund Ongoing Expenditures	Are there ongoing general fund expenditures in excess of one percent of the total general fund expenditures that are funded with one-time resources?		X
S3	Using Ongoing Revenues to Fund One-time Expenditures	Are there large non-recurring general fund expenditures that are funded with ongoing general fund revenues?	X	
S4	Contingent Revenues	Are any projected revenues for the budget or two subsequent fiscal years contingent on reauthorization by the local government, special legislation, or other definitive act (e.g., parcel taxes, forest reserves)?	X	
S5	Contributions	Have contributions from unrestricted to restricted resources, or transfers to or from the general fund to cover operating deficits, changed by more than the standard for the budget or two subsequent fiscal years?		X

SUPPLEMENTAL INFORMATION (continued)			No	Yes
S6	Long-term Commitments	Does the district have long-term (multiyear) commitments or debt agreements?		X
		• If yes, have annual payments for the budget or two subsequent fiscal years increased over prior year's (2020-21) annual payment?	X	
S7a	Postemployment Benefits Other than Pensions	Does the district provide postemployment benefits other than pensions (OPEB)?		X
		• If yes, are they lifetime benefits?	X	
		• If yes, do benefits continue beyond age 65?	X	
		• If yes, are benefits funded by pay-as-you-go?		X
S7b	Other Self-insurance Benefits	Does the district provide other self-insurance benefits (e.g., workers' compensation)?	X	
S8	Status of Labor Agreements	Are salary and benefit negotiations still open for:		
		• Certificated? (Section S8A, Line 1)	X	
		• Classified? (Section S8B, Line 1)	X	
		• Management/supervisor/confidential? (Section S8C, Line 1)	X	
S9	Local Control and Accountability Plan (LCAP)	• Did or will the school district's governing board adopt an LCAP or an update to the LCAP effective for the budget year?		X
		• Adoption date of the LCAP or an update to the LCAP:	Jun 16, 2021	
S10	LCAP Expenditures	Does the school district's budget include the expenditures necessary to implement the LCAP or annual update to the LCAP as described in the Local Control and Accountability Plan and Annual Update Template?		X

ADDITIONAL FISCAL INDICATORS			No	Yes
A1	Negative Cash Flow	Do cash flow projections show that the district will end the budget year with a negative cash balance in the general fund?	X	
A2	Independent Position Control	Is personnel position control independent from the payroll system?	X	
A3	Declining Enrollment	Is enrollment decreasing in both the prior fiscal year and budget year?		X
A4	New Charter Schools Impacting District Enrollment	Are any new charter schools operating in district boundaries that are impacting the district's enrollment, either in the prior fiscal year or budget year?	X	
A5	Salary Increases Exceed COLA	Has the district entered into a bargaining agreement where any of the budget or subsequent fiscal years of the agreement would result in salary increases that are expected to exceed the projected state funded cost-of-living adjustment?	X	

ADDITIONAL FISCAL INDICATORS (continued)			No	Yes
A6	Uncapped Health Benefits	Does the district provide uncapped (100% employer paid) health benefits for current or retired employees?	X	
A7	Independent Financial System	Is the district's financial system independent from the county office system?	X	
A8	Fiscal Distress Reports	Does the district have any reports that indicate fiscal distress? If yes, provide copies to the COE, pursuant to EC 42127.6(a).	X	
A9	Change of CBO or Superintendent	Have there been personnel changes in the superintendent or chief business official (CBO) positions within the last 12 months?	X	

ANNUAL CERTIFICATION REGARDING SELF-INSURED WORKERS' COMPENSATION CLAIMS

Pursuant to EC Section 42141, if a school district, either individually or as a member of a joint powers agency, is self-insured for workers' compensation claims, the superintendent of the school district annually shall provide information to the governing board of the school district regarding the estimated accrued but unfunded cost of those claims. The governing board annually shall certify to the county superintendent of schools the amount of money, if any, that it has decided to reserve in its budget for the cost of those claims.

To the County Superintendent of Schools:

(___) Our district is self-insured for workers' compensation claims as defined in Education Code Section 42141(a):

Total liabilities actuarially determined:	$
Less: Amount of total liabilities reserved in budget:	$
Estimated accrued but unfunded liabilities:	$ 0.00

(___) This school district is self-insured for workers' compensation claims through a JPA, and offers the following information:

(X) This school district is not self-insured for workers' compensation claims.

Signed _____ Date of Meeting: Jun 16, 2021

Clerk/Secretary of the Governing Board
(Original signature required)

For additional information on this certification, please contact:

Name: JIm Monreal

Title: Asst. Superintendent of Business Services

Telephone: (831) 429-3410 x224

E-mail: jmonreal@sccs.net

PART I - CURRENT EXPENSE FORMULA	Total Expense for Year (1)	EDP No.	Reductions (See Note 1) (2)	EDP No.	Current Expense of Education (Col 1 - Col 2) (3)	EDP No.	Reductions (Extracted) (See Note 2) (4a)	Reductions (Overrides)* (See Note 2) (4b)	EDP No.	Current Expense-Part II (Col 3 - Col 4) (5)	EDP No.
1000 - Certificated Salaries	38,046,263.00	301	0.00	303	38,046,263.00	305	659,809.00	850,913.00	307	37,195,350.00	309
2000 - Classified Salaries	13,018,341.00	311	34,474.00	313	12,983,867.00	315	826,590.00	980,598.00	317	12,003,269.00	319
3000 - Employee Benefits	24,059,933.00	321	688,929.00	323	23,371,004.00	325	742,151.00	820,968.00	327	22,550,036.00	329
4000 - Books, Supplies Equip Replace. (6500)	14,022,550.00	331	10,004.00	333	14,012,546.00	335	1,280,138.00	3,499,284.00	337	10,513,262.00	339
5000 - Services. . . & 7300 - Indirect Costs	13,717,531.00	341	102,547.00	343	13,614,984.00	345	4,172,802.00	5,116,023.00	347	8,498,961.00	349
				TOTAL	102,028,664.00	365			TOTAL	90,760,878.00	369

Note 1 - In Column 2, report expenditures for the following programs: Nonagency (Goals 7100-7199), Community Services (Goal 8100), Food Services (Function 3700), Fringe Benefits for Retired Persons (Objects 3701-3702), and Facilities Acquisition & Construction (Function 8500).

Note 2 - In Column 4, report expenditures for: Transportation (Function 3600), Lottery Expenditures (Resource 1100), Special Education Students in Nonpublic Schools (Function 1180), and other federal or state categorical aid in which funds were granted for expenditures in a program not incurring any teacher salary expenditures or requiring disbursement of the funds without regard to the requirements of EC Section 41372.

* If an amount (even zero) is entered in any row of Column 4b or in Line 13b, the form uses only the values in Column 4b and Line 13b rather than the values in Column 4a and Line 13a.

PART II: MINIMUM CLASSROOM COMPENSATION (Instruction, Functions 1000-1999)	Object		EDP No.
1. Teacher Salaries as Per EC 41011	1100	28,623,244.00	375
2. Salaries of Instructional Aides Per EC 41011	2100	2,697,525.00	380
3. STRS	3101 & 3102	7,051,260.00	382
4. PERS	3201 & 3202	455,833.00	383
5. OASDI - Regular, Medicare and Alternative	3301 & 3302	577,920.00	384
6. Health & Welfare Benefits (EC 41372) (Include Health, Dental, Vision, Pharmaceutical, and Annuity Plans)	3401 & 3402	4,196,509.00	385
7. Unemployment Insurance	3501 & 3502	16,586.00	390
8. Workers' Compensation Insurance	3601 & 3602	541,722.00	392
9. OPEB, Active Employees (EC 41372)	3751 & 3752	0.00	
10. Other Benefits (EC 22310)	3901 & 3902	0.00	393
11. SUBTOTAL Salaries and Benefits (Sum Lines 1 - 10)		44,160,599.00	395
12. Less: Teacher and Instructional Aide Salaries and Benefits deducted in Column 2		800.00	
13a. Less: Teacher and Instructional Aide Salaries and Benefits (other than Lottery) deducted in Column 4a (Extracted)		140,401.00	396
b. Less: Teacher and Instructional Aide Salaries and Benefits (other than Lottery) deducted in Column 4b (Overrides)*		361,057.00	396
14. TOTAL SALARIES AND BENEFITS		43,798,742.00	397
15. Percent of Current Cost of Education Expended for Classroom Compensation (EDP 397 divided by EDP 369) Line 15 must equal or exceed 60% for elementary, 55% for unified and 50% for high school districts to avoid penalty under provisions of EC 41372		48.26%	
16. District is exempt from EC 41372 because it meets the provisions of EC 41374. (If exempt, enter 'X')			

PART III: DEFICIENCY AMOUNT

A deficiency amount (Line 5) is only applicable to districts not meeting the minimum classroom compensation percentage required under EC 41372 and not exempt under the provisions of EC 41374.

1.	Minimum percentage required (60% elementary, 55% unified, 50% high)	55.00%
2.	Percentage spent by this district (Part II, Line 15)	48.26%
3.	Percentage below the minimum (Part III, Line 1 minus Line 2)	6.74%
4.	District's Current Expense of Education after reductions in columns 4a or 4b (Part I, EDP 369)	90,760,878.00
5.	Deficiency Amount (Part III, Line 3 times Line 4)	6,117,283.18

PART IV: Explanation for adjustments entered in Part I, Column 4b (required)

Reductions include Donations, Medi-cal.

PART I - CURRENT EXPENSE FORMULA	Total Expense for Year (1)	EDP No.	Reductions (See Note 1) (2)	EDP No.	Current Expense of Education (Col 1 - Col 2) (3)	EDP No.	Reductions (Extracted) (See Note 2) (4a)	Reductions (Overrides)* (See Note 2) (4b)	EDP No.	Current Expense-Part II (Col 3 - Col 4) (5)	EDP No.
1000 - Certificated Salaries	41,164,271.00	301	0.00	303	41,164,271.00	305	659,219.00		307	40,505,052.00	309
2000 - Classified Salaries	13,475,097.00	311	0.00	313	13,475,097.00	315	812,876.00		317	12,662,221.00	319
3000 - Employee Benefits	27,662,008.00	321	751,867.00	323	26,910,141.00	325	755,397.00		327	26,154,744.00	329
4000 - Books, Supplies Equip Replace. (6500)	4,211,722.00	331	0.00	333	4,211,722.00	335	527,741.00		337	3,683,981.00	339
5000 - Services. . . & 7300 - Indirect Costs	12,866,118.00	341	0.00	343	12,866,118.00	345	4,574,063.00		347	8,292,055.00	349
				TOTAL	98,627,349.00	365			TOTAL	91,298,053.00	369

Note 1 - In Column 2, report expenditures for the following programs: Nonagency (Goals 7100-7199), Community Services (Goal 8100), Food Services (Function 3700), Fringe Benefits for Retired Persons (Objects 3701-3702), and Facilities Acquisition & Construction (Function 8500).

Note 2 - In Column 4, report expenditures for: Transportation (Function 3600), Lottery Expenditures (Resource 1100), Special Education Students in Nonpublic Schools (Function 1180), and other federal or state categorical aid in which funds were granted for expenditures in a program not incurring any teacher salary expenditures or requiring disbursement of the funds without regard to the requirements of EC Section 41372.

* If an amount (even zero) is entered in any row of Column 4b or in Line 13b, the form uses only the values in Column 4b and Line 13b rather than the values in Column 4a and Line 13a.

PART II: MINIMUM CLASSROOM COMPENSATION (Instruction, Functions 1000-1999)	Object		EDP No.
1. Teacher Salaries as Per EC 41011	1100	31,502,934.00	375
2. Salaries of Instructional Aides Per EC 41011	2100	2,578,709.00	380
3. STRS	3101 & 3102	8,123,505.00	382
4. PERS	3201 & 3202	448,868.00	383
5. OASDI - Regular, Medicare and Alternative	3301 & 3302	633,846.00	384
6. Health & Welfare Benefits (EC 41372) (Include Health, Dental, Vision, Pharmaceutical, and Annuity Plans)	3401 & 3402	4,673,300.00	385
7. Unemployment Insurance	3501 & 3502	401,689.00	390
8. Workers' Compensation Insurance	3601 & 3602	656,416.00	392
9. OPEB, Active Employees (EC 41372)	3751 & 3752	0.00	
10. Other Benefits (EC 22310)	3901 & 3902	0.00	393
11. SUBTOTAL Salaries and Benefits (Sum Lines 1 - 10)		49,019,267.00	395
12. Less: Teacher and Instructional Aide Salaries and Benefits deducted in Column 2		0.00	
13a. Less: Teacher and Instructional Aide Salaries and Benefits (other than Lottery) deducted in Column 4a (Extracted)		119,198.00	396
b. Less: Teacher and Instructional Aide Salaries and Benefits (other than Lottery) deducted in Column 4b (Overrides)*			396
14. TOTAL SALARIES AND BENEFITS		48,900,069.00	397
15. Percent of Current Cost of Education Expended for Classroom Compensation (EDP 397 divided by EDP 369) Line 15 must equal or exceed 60% for elementary, 55% for unified and 50% for high school districts to avoid penalty under provisions of EC 41372		53.56%	
16. District is exempt from EC 41372 because it meets the provisions of EC 41374. (If exempt, enter 'X')			

PART III: DEFICIENCY AMOUNT

A deficiency amount (Line 5) is only applicable to districts not meeting the minimum classroom compensation percentage required under EC 41372 and not exempt under the provisions of EC 41374.

1.	Minimum percentage required (60% elementary, 55% unified, 50% high)	55.00%
2.	Percentage spent by this district (Part II, Line 15)	53.56%
3.	Percentage below the minimum (Part III, Line 1 minus Line 2)	1.44%
4.	District's Current Expense of Education after reductions in columns 4a or 4b (Part I, EDP 369)	91,298,053.00
5.	Deficiency Amount (Part III, Line 3 times Line 4)	1,314,691.96

PART IV: Explanation for adjustments entered in Part I, Column 4b (required)

	Unaudited Balance July 1	Audit Adjustments/ Restatements	Audited Balance July 1	Increases	Decreases	Ending Balance June 30	Amounts Due Within One Year
Governmental Activities:							
General Obligation Bonds Payable	108,799,434.00		108,799,434.00			108,799,434.00	9,028,768.00
State School Building Loans Payable			0.00			0.00	
Certificates of Participation Payable	1,000,000.00		1,000,000.00			1,000,000.00	208,800.00
Capital Leases Payable			0.00			0.00	
Lease Revenue Bonds Payable			0.00			0.00	
Other General Long-Term Debt			0.00			0.00	
Net Pension Liability	81,964,000.00		81,964,000.00			81,964,000.00	
Total/Net OPEB Liability	14,345,515.00		14,345,515.00			14,345,515.00	
Compensated Absences Payable	787,199.94		787,199.94			787,199.94	787,199.94
Governmental activities long-term liabilities	206,896,148.94	0.00	206,896,148.94	0.00	0.00	206,896,148.94	10,024,767.94
Business-Type Activities:							
General Obligation Bonds Payable			0.00			0.00	
State School Building Loans Payable			0.00			0.00	
Certificates of Participation Payable			0.00			0.00	
Capital Leases Payable			0.00			0.00	
Lease Revenue Bonds Payable			0.00			0.00	
Other General Long-Term Debt			0.00			0.00	
Net Pension Liability			0.00			0.00	
Total/Net OPEB Liability			0.00			0.00	
Compensated Absences Payable			0.00			0.00	
Business-type activities long-term liabilities	0.00	0.00	0.00	0.00	0.00	0.00	0.00

Section I - Expenditures	Funds 01, 09, and 62 Goals	Functions	Objects	2020-21 Expenditures
A. Total state, federal, and local expenditures (all resources)	All	All	1000-7999	103,791,136.00
B. Less all federal expenditures not allowed for MOE (Resources 3000-5999, except 3385)	All	All	1000-7999	13,686,711.00
C. Less state and local expenditures not allowed for MOE: (All resources, except federal as identified in Line B)				
1. Community Services	All	5000-5999	1000-7999	2,000.00
2. Capital Outlay	All except 7100-7199	All except 5000-5999	6000-6999	537,863.00
3. Debt Service	All	9100	5400-5450, 5800, 7430-7439	4,500.00
4. Other Transfers Out	All	9200	7200-7299	0.00
5. Interfund Transfers Out	All	9300	7600-7629	719,537.00
6. All Other Financing Uses	All	9100 9200	7699 7651	0.00
7. Nonagency	7100-7199	All except 5000-5999, 9000-9999	1000-7999	39,806.00
8. Tuition (Revenue, in lieu of expenditures, to approximate costs of services for which tuition is received)	All	All	8710	0.00
9. Supplemental expenditures made as a result of a Presidentially declared disaster	Manually entered. Must not include expenditures in lines B, C1-C8, D1, or D2.			0.00
10. Total state and local expenditures not allowed for MOE calculation (Sum lines C1 through C9)				1,303,706.00
D. Plus additional MOE expenditures:				
1. Expenditures to cover deficits for food services (Funds 13 and 61) (If negative, then zero)	All	All	1000-7143, 7300-7439 minus 8000-8699	759,868.00
2. Expenditures to cover deficits for student body activities	Manually entered. Must not include expenditures in lines A or D1.			0.00
E. Total expenditures subject to MOE (Line A minus lines B and C10, plus lines D1 and D2)				89,560,587.00

Section II - Expenditures Per ADA		2020-21 Annual ADA/ Exps. Per ADA
A. Average Daily Attendance (Form A, Annual ADA column, sum of lines A6 and C9)		5,906.17
B. Expenditures per ADA (Line I.E divided by Line II.A)		15,163.90

Section III - MOE Calculation (For data collection only. Final determination will be done by CDE)	Total	Per ADA
A. Base expenditures (Preloaded expenditures from prior year official CDE MOE calculation). (Note: If the prior year MOE was not met, CDE has adjusted the prior year base to 90 percent of the preceding prior year amount rather than the actual prior year expenditure amount.)	84,912,280.23	13,872.97
1. Adjustment to base expenditure and expenditure per ADA amounts for LEAs failing prior year MOE calculation (From Section IV)	0.00	0.00
2. Total adjusted base expenditure amounts (Line A plus Line A.1)	84,912,280.23	13,872.97
B. Required effort (Line A.2 times 90%)	76,421,052.21	12,485.67
C. Current year expenditures (Line I.E and Line II.B)	89,560,587.00	15,163.90
D. MOE deficiency amount, if any (Line B minus Line C) (If negative, then zero)	0.00	0.00
E. MOE determination (If one or both of the amounts in line D are zero, the MOE requirement is met; if both amounts are positive, the MOE requirement is not met. If either column in Line A.2 or Line C equals zero, the MOE calculation is incomplete.)	MOE Met	
F. MOE deficiency percentage, if MOE not met; otherwise, zero (Line D divided by Line B) (Funding under ESSA covered programs in FY 2022-23 may be reduced by the lower of the two percentages)	0.00%	0.00%

SECTION IV - Detail of Adjustments to Base Expenditures (used in Section III, Line A.1)

Description of Adjustments	Total Expenditures	Expenditures Per ADA
Total adjustments to base expenditures	0.00	0.00

Part I - General Administrative Share of Plant Services Costs

California's indirect cost plan allows that the general administrative costs in the indirect cost pool may include that portion of plant services costs (maintenance and operations costs and facilities rents and leases costs) attributable to the general administrative offices. The calculation of the plant services costs attributed to general administration and included in the pool is standardized and automated using the percentage of salaries and benefits relating to general administration as proxy for the percentage of square footage occupied by general administration.

A. Salaries and Benefits - Other General Administration and Centralized Data Processing

1. Salaries and benefits paid through payroll (Funds 01, 09, and 62, objects 1000-3999 except 3701-3702) (Functions 7200-7700, goals 0000 and 9000) — 3,057,715.00
2. Contracted general administrative positions not paid through payroll
   a. Enter the costs, if any, of general administrative positions performing services ON SITE but paid through a contract, rather than through payroll, in functions 7200-7700, goals 0000 and 9000, Object 5800.
   b. If an amount is entered on Line A2a, provide the title, duties, and approximate FTE of each general administrative position paid through a contract. Retain supporting documentation in case of audit.

B. Salaries and Benefits - All Other Activities

1. Salaries and benefits paid through payroll (Funds 01, 09, and 62, objects 1000-3999 except 3701-3702) (Functions 1000-6999, 7100-7180, & 8100-8400; Functions 7200-7700, all goals except 0000 & 9000) — 71,392,985.00

C. Percentage of Plant Services Costs Attributable to General Administration

(Line A1 plus Line A2a, divided by Line B1; zero if negative) (See Part III, Lines A5 and A6) — 4.28%

Part II - Adjustments for Employment Separation Costs

When an employee separates from service, the local educational agency (LEA) may incur costs associated with the separation in addition to the employee's regular salary and benefits for the final pay period. These additional costs can be categorized as "normal" or "abnormal or mass" separation costs.

Normal separation costs include items such as pay for accumulated unused leave or routine severance pay authorized by governing board policy. Normal separation costs are not allowable as direct costs to federal programs, but are allowable as indirect costs. State programs may have similar restrictions. Where federal or state program guidelines required that the LEA charge an employee's normal separation costs to an unrestricted resource rather than to the restricted program in which the employee worked, the LEA may identify and enter these costs on Line A for inclusion in the indirect cost pool.

Abnormal or mass separation costs are those costs resulting from actions taken by an LEA to influence employees to terminate their employment earlier than they normally would have. Abnormal or mass separation costs include retirement incentives such as a Golden Handshake or severance packages negotiated to effect termination. Abnormal or mass separation costs may not be charged to federal programs as either direct costs or indirect costs. Where an LEA paid abnormal or mass separation costs on behalf of positions in general administrative functions included in the indirect cost pool, the LEA must identify and enter these costs on Line B for exclusion from the pool.

A. Normal Separation Costs (optional)

Enter any normal separation costs paid on behalf of employees of restricted state or federal programs that were charged to an unrestricted resource (0000-1999) in funds 01, 09, and 62 with functions 1000-6999 or 8100-8400 rather than to the restricted program. These costs will be moved in Part III from base costs to the indirect cost pool. Retain supporting documentation.

B. Abnormal or Mass Separation Costs (required)

Enter any abnormal or mass separation costs paid on behalf of general administrative positions charged to unrestricted resources (0000-1999) in funds 01, 09, and 62 with functions 7200-7700. These costs will be moved in Part III from the indirect cost pool to base costs. If none, enter zero. — 0.00

Part III - Indirect Cost Rate Calculation (Funds 01, 09, and 62, unless indicated otherwise)

A.	**Indirect Costs**	
1.	Other General Administration, less portion charged to restricted resources or specific goals (Functions 7200-7600, objects 1000-5999, minus Line B9)	3,714,464.00
2.	Centralized Data Processing, less portion charged to restricted resources or specific goals (Function 7700, objects 1000-5999, minus Line B10)	1,461,062.00
3.	External Financial Audit - Single Audit (Function 7190, resources 0000-1999, goals 0000 and 9000, objects 5000-5999)	52,000.00
4.	Staff Relations and Negotiations (Function 7120, resources 0000-1999, goals 0000 and 9000, objects 1000-5999)	0.00
5.	Plant Maintenance and Operations (portion relating to general administrative offices only) (Functions 8100-8400, objects 1000-5999 except 5100, times Part I, Line C)	462,424.72
6.	Facilities Rents and Leases (portion relating to general administrative offices only) (Function 8700, resources 0000-1999, objects 1000-5999 except 5100, times Part I, Line C)	0.00
7.	Adjustment for Employment Separation Costs	
	a. Plus: Normal Separation Costs (Part II, Line A)	0.00
	b. Less: Abnormal or Mass Separation Costs (Part II, Line B)	0.00
8.	Total Indirect Costs (Lines A1 through A7a, minus Line A7b)	5,689,950.72
9.	Carry-Forward Adjustment (Part IV, Line F)	702,389.01
10.	Total Adjusted Indirect Costs (Line A8 plus Line A9)	6,392,339.73
B.	**Base Costs**	
1.	Instruction (Functions 1000-1999, objects 1000-5999 except 5100)	59,390,637.00
2.	Instruction-Related Services (Functions 2000-2999, objects 1000-5999 except 5100)	12,082,232.00
3.	Pupil Services (Functions 3000-3999, objects 1000-5999 except 4700 and 5100)	9,606,077.00
4.	Ancillary Services (Functions 4000-4999, objects 1000-5999 except 5100)	1,792,392.00
5.	Community Services (Functions 5000-5999, objects 1000-5999 except 5100)	2,000.00
6.	Enterprise (Function 6000, objects 1000-5999 except 4700 and 5100)	152,319.00
7.	Board and Superintendent (Functions 7100-7180, objects 1000-5999, minus Part III, Line A4)	1,020,816.00
8.	External Financial Audit - Single Audit and Other (Functions 7190-7191, objects 5000-5999, minus Part III, Line A3)	0.00
9.	Other General Administration (portion charged to restricted resources or specific goals only) (Functions 7200-7600, resources 2000-9999, objects 1000-5999; Functions 7200-7600, resources 0000-1999, all goals except 0000 and 9000, objects 1000-5999)	586,894.00
10.	Centralized Data Processing (portion charged to restricted resources or specific goals only) (Function 7700, resources 2000-9999, objects 1000-5999; Function 7700, resources 0000-1999, all goals except 0000 and 9000, objects 1000-5999)	74,246.00
11.	Plant Maintenance and Operations (all except portion relating to general administrative offices) (Functions 8100-8400, objects 1000-5999 except 5100, minus Part III, Line A5)	10,341,891.28
12.	Facilities Rents and Leases (all except portion relating to general administrative offices) (Function 8700, objects 1000-5999 except 5100, minus Part III, Line A6)	0.00
13.	Adjustment for Employment Separation Costs	
	a. Less: Normal Separation Costs (Part II, Line A)	0.00
	b. Plus: Abnormal or Mass Separation Costs (Part II, Line B)	0.00
14.	Student Activity (Fund 08, functions 4000-5999, objects 1000-5999 except 5100)	0.00
15.	Adult Education (Fund 11, functions 1000-6999, 8100-8400, and 8700, objects 1000-5999 except 5100)	80,460.00
16.	Child Development (Fund 12, functions 1000-6999, 8100-8400 & 8700, objects 1000-5999 except 4700 & 5100)	0.00
17.	Cafeteria (Funds 13 & 61, functions 1000-6999, 8100-8400 & 8700, objects 1000-5999 except 4700 & 5100)	1,346,673.00
18.	Foundation (Funds 19 & 57, functions 1000-6999, 8100-8400 & 8700, objects 1000-5999 except 4700 & 5100)	0.00
19.	Total Base Costs (Lines B1 through B12 and Lines B13b through B18, minus Line B13a)	96,476,637.28
C.	**Straight Indirect Cost Percentage Before Carry-Forward Adjustment** **(For information only - not for use when claiming/recovering indirect costs)** (Line A8 divided by Line B19)	5.90%
D.	**Preliminary Proposed Indirect Cost Rate** **(For final approved fixed-with-carry-forward rate for use in 2022-23 see www.cde.ca.gov/fg/ac/ic)** (Line A10 divided by Line B19)	6.63%

Part IV - Carry-forward Adjustment

The carry-forward adjustment is an after-the-fact adjustment for the difference between indirect costs recoverable using the indirect cost rate approved for use in a given year, and the actual indirect costs incurred in that year. The carry-forward adjustment eliminates the need for LEAs to file amended federal reports when their actual indirect costs vary from the estimated indirect costs on which the approved rate was based.

Where the ratio of indirect costs incurred in the current year is less than the estimated ratio of indirect costs on which the approved rate for use in the current year was based, the carry-forward adjustment is limited by using either the approved rate times current year base costs, or the highest rate actually used to recover costs from any program times current year base costs, if the highest rate used was less than the approved rate. Rates used to recover costs from programs are displayed in Exhibit A.

A.	**Indirect costs incurred in the current year (Part III, Line A8)**	5,689,950.72
B.	**Carry-forward adjustment from prior year(s)**	
1.	Carry-forward adjustment from the second prior year	(675,056.02)
2.	Carry-forward adjustment amount deferred from prior year(s), if any	0.00
C.	**Carry-forward adjustment for under- or over-recovery in the current year**	
1.	Under-recovery: Part III, Line A8, plus carry-forward adjustment from prior years, minus (approved indirect cost rate (4.47%) times Part III, Line B19); zero if negative	702,389.01
2.	Over-recovery: Part III, Line A8, plus carry-forward adjustment from prior years, minus the lesser of (approved indirect cost rate (4.47%) times Part III, Line B19) or (the highest rate used to recover costs from any program (4.47%) times Part III, Line B19); zero if positive	0.00
D.	**Preliminary carry-forward adjustment (Line C1 or C2)**	702,389.01

E. Optional allocation of negative carry-forward adjustment over more than one year

Where a negative carry-forward adjustment causes the proposed approved rate to fall below zero or would reduce the rate at which the LEA could recover indirect costs to such an extent that it would cause the LEA significant fiscal harm, the LEA may request that the carry-forward adjustment be allocated over more than one year. Where allocation of a negative carry-forward adjustment over more than one year does not resolve a negative rate, the CDE will work with the LEA on a case-by-case basis to establish an approved rate.

Option 1.	Preliminary proposed approved rate (Part III, Line D) if entire negative carry-forward adjustment is applied to the current year calculation:	not applicable
Option 2.	Preliminary proposed approved rate (Part III, Line D) if one-half of negative carry-forward adjustment is applied to the current year calculation and the remainder is deferred to one or more future years:	not applicable
Option 3.	Preliminary proposed approved rate (Part III, Line D) if one-third of negative carry-forward adjustment is applied to the current year calculation and the remainder is deferred to one or more future years:	not applicable
	LEA request for Option 1, Option 2, or Option 3	1
F.	**Carry-forward adjustment used in Part III, Line A9 (Line D minus amount deferred if Option 2 or Option 3 is selected)**	702,389.01

Approved indirect cost rate: 4.47%
Highest rate used in any program: 4.47%

Fund	Resource	Eligible Expenditures (Objects 1000-5999 except Object 5100)	Indirect Costs Charged (Objects 7310 and 7350)	Rate Used
01	3010	1,238,834.00	55,375.00	4.47%
01	3182	162,844.00	7,279.00	4.47%
01	3310	3,570,640.00	159,607.00	4.47%
01	3327	94,924.00	4,244.00	4.47%
01	3410	148,255.00	6,627.00	4.47%
01	3550	69,169.00	3,092.00	4.47%
01	4035	260,254.00	11,633.00	4.47%
01	4127	112,903.00	5,046.00	4.47%
01	4201	7,040.00	141.00	2.00%
01	4203	181,176.00	3,623.00	2.00%
01	6010	264,932.00	11,843.00	4.47%
01	6387	458,496.00	20,471.00	4.46%
01	6500	10,712,072.00	478,829.00	4.47%
01	6512	33,468.00	1,496.00	4.47%
01	6520	211,338.00	9,447.00	4.47%
01	6546	526,431.00	23,531.00	4.47%

Description	Object Codes	Lottery: Unrestricted (Resource 1100)	Transferred to Other Resources for Expenditure	Lottery: Instructional Materials (Resource 6300)*	Totals
A. AMOUNT AVAILABLE FOR THIS FISCAL YEAR					
1. Adjusted Beginning Fund Balance	9791-9795	7,151.93		470,761.44	477,913.37
2. State Lottery Revenue	8560	886,788.00		311,408.00	1,198,196.00
3. Other Local Revenue	8600-8799	0.00		0.00	0.00
4. Transfers from Funds of Lapsed/Reorganized Districts	8965	0.00		0.00	0.00
5. Contributions from Unrestricted Resources (Total must be zero)	8980	0.00			0.00
6. Total Available (Sum Lines A1 through A5)		893,939.93	0.00	782,169.44	1,676,109.37
B. EXPENDITURES AND OTHER FINANCING USES					
1. Certificated Salaries	1000-1999	659,809.00			659,809.00
2. Classified Salaries	2000-2999	0.00			0.00
3. Employee Benefits	3000-3999	226,979.00			226,979.00
4. Books and Supplies	4000-4999	0.00		755,855.00	755,855.00
5. a. Services and Other Operating Expenditures (Resource 1100)	5000-5999	0.00			0.00
b. Services and Other Operating Expenditures (Resource 6300)	5000-5999, except 5100, 5710, 5800			1,250.00	1,250.00
c. Duplicating Costs for Instructional Materials (Resource 6300)	5100, 5710, 5800			25,064.00	25,064.00
6. Capital Outlay	6000-6999	0.00			0.00
7. Tuition	7100-7199	0.00			0.00
8. Interagency Transfers Out					
a. To Other Districts, County Offices, and Charter Schools	7211,7212,7221, 7222,7281,7282	0.00			0.00
b. To JPAs and All Others	7213,7223, 7283,7299	0.00			0.00
9. Transfers of Indirect Costs	7300-7399				
10. Debt Service	7400-7499	0.00			0.00
11. All Other Financing Uses	7630-7699	0.00			0.00
12. Total Expenditures and Other Financing Uses (Sum Lines B1 through B11)		886,788.00	0.00	782,169.00	1,668,957.00
C. ENDING BALANCE (Must equal Line A6 minus Line B12)	979Z	7,151.93	0.00	0.44	7,152.37

D. COMMENTS:

Objects 5xxx are for online curriculum and web based classroom for science, math, and online books.

Data from this report will be used to prepare a report to the Legislature as required by Control Section 24.60 of the Budget Act.

*Pursuant to Government Code Section 8880.4(a)(2)(B) and the definition in Education Code Section 60010(h), Resource 6300 funds are to be used for the purchase of instructional materials only. Any amounts in the shaded cells of this column should be reviewed for appropriateness.

Description	Object Codes	2021-22 Budget (Form 01) (A)	% Change (Cols. C-A/A) (B)	2022-23 Projection (C)	% Change (Cols. E-C/C) (D)	2023-24 Projection (E)
(Enter projections for subsequent years 1 and 2 in Columns C and E; current year - Column A - is extracted)						
A. REVENUES AND OTHER FINANCING SOURCES						
1. LCFF/Revenue Limit Sources	8010-8099	72,582,604.00	0.71%	73,100,997.00	0.77%	73,662,672.00
2. Federal Revenues	8100-8299	0.00	0.00%	0.00	0.00%	0.00
3. Other State Revenues	8300-8599	1,174,757.00	0.00%	1,174,757.00	0.00%	1,174,757.00
4. Other Local Revenues	8600-8799	7,168,237.00	-0.48%	7,133,771.00	-0.48%	7,099,478.00
5. Other Financing Sources						
a. Transfers In	8900-8929	2,500,000.00	0.00%	2,500,000.00	0.00%	2,500,000.00
b. Other Sources	8930-8979	0.00	0.00%	0.00	0.00%	0.00
c. Contributions	8980-8999	(19,040,844.00)	5.30%	(20,050,781.00)	2.01%	(20,454,241.00)
6. Total (Sum lines A1 thru A5c)		64,384,754.00	-0.82%	63,858,744.00	0.19%	63,982,666.00
B. EXPENDITURES AND OTHER FINANCING USES						
1. Certificated Salaries						
a. Base Salaries				30,808,135.00		31,141,841.00
b. Step & Column Adjustment				333,706.00		459,382.00
c. Cost-of-Living Adjustment						
d. Other Adjustments						
e. Total Certificated Salaries (Sum lines B1a thru B1d)	1000-1999	30,808,135.00	1.08%	31,141,841.00	1.48%	31,601,223.00
2. Classified Salaries						
a. Base Salaries				9,097,615.00		9,267,048.00
b. Step & Column Adjustment				169,433.00		172,822.00
c. Cost-of-Living Adjustment						
d. Other Adjustments						
e. Total Classified Salaries (Sum lines B2a thru B2d)	2000-2999	9,097,615.00	1.86%	9,267,048.00	1.86%	9,439,870.00
3. Employee Benefits	3000-3999	17,530,325.00	7.50%	18,844,731.00	3.24%	19,454,998.00
4. Books and Supplies	4000-4999	2,278,247.00	0.00%	2,278,247.00	0.00%	2,278,247.00
5. Services and Other Operating Expenditures	5000-5999	6,481,249.00	4.72%	6,786,993.00	-1.33%	6,696,605.00
6. Capital Outlay	6000-6999	158,502.00	0.00%	158,502.00	0.00%	158,502.00
7. Other Outgo (excluding Transfers of Indirect Costs)	7100-7299, 7400-7499	25,362.00	0.00%	25,362.00	0.00%	25,362.00
8. Other Outgo - Transfers of Indirect Costs	7300-7399	(1,056,387.00)	2.55%	(1,083,325.00)	2.55%	(1,110,950.00)
9. Other Financing Uses						
a. Transfers Out	7600-7629	300,000.00	0.00%	300,000.00	0.00%	300,000.00
b. Other Uses	7630-7699	0.00	0.00%		0.00%	
10. Other Adjustments (Explain in Section F below)						
11. Total (Sum lines B1 thru B10)		65,623,048.00	3.19%	67,719,399.00	1.66%	68,843,857.00
C. NET INCREASE (DECREASE) IN FUND BALANCE (Line A6 minus line B11)		(1,238,294.00)		(3,860,655.00)		(4,861,191.00)
D. FUND BALANCE						
1. Net Beginning Fund Balance (Form 01, line F1e)		17,159,928.26		15,921,634.26		12,060,979.26
2. Ending Fund Balance (Sum lines C and D1)		15,921,634.26		12,060,979.26		7,199,788.26
3. Components of Ending Fund Balance						
a. Nonspendable	9710-9719	67,647.00		67,647.00		67,647.00
b. Restricted	9740					
c. Committed						
1. Stabilization Arrangements	9750	0.00				
2. Other Commitments	9760	0.00				
d. Assigned	9780	11,071,848.00		6,561,192.00		1,700,000.00
e. Unassigned/Unappropriated						
1. Reserve for Economic Uncertainties	9789	2,995,978.00		2,904,233.00		2,950,454.00
2. Unassigned/Unappropriated	9790	1,786,161.26		2,527,907.26		2,481,687.26
f. Total Components of Ending Fund Balance (Line D3f must agree with line D2)		15,921,634.26		12,060,979.26		7,199,788.26

Description	Object Codes	2021-22 Budget (Form 01) (A)	% Change (Cols. C-A/A) (B)	2022-23 Projection (C)	% Change (Cols. E-C/C) (D)	2023-24 Projection (E)
E. AVAILABLE RESERVES						
1. General Fund						
a. Stabilization Arrangements	9750	0.00		0.00		0.00
b. Reserve for Economic Uncertainties	9789	2,995,978.00		2,904,233.00		2,950,454.00
c. Unassigned/Unappropriated	9790	1,786,161.26		2,527,907.26		2,481,687.26
(Enter reserve projections for subsequent years 1 and 2 in Columns C and E; current year - Column A - is extracted.)						
2. Special Reserve Fund - Noncapital Outlay (Fund 17)						
a. Stabilization Arrangements	9750					
b. Reserve for Economic Uncertainties	9789					
c. Unassigned/Unappropriated	9790					
3. Total Available Reserves (Sum lines E1a thru E2c)		4,782,139.26		5,432,140.26		5,432,141.26

F. ASSUMPTIONS

Please provide below or on a separate attachment, the assumptions used to determine the projections for the first and second subsequent fiscal years. Further, please include an explanation for any significant expenditure adjustments projected in lines B1d, B2d, and B10. For additional information, please refer to the Budget Assumptions section of the SACS Financial Reporting Software User Guide.

Description	Object Codes	2021-22 Budget (Form 01) (A)	% Change (Cols. C-A/A) (B)	2022-23 Projection (C)	% Change (Cols. E-C/C) (D)	2023-24 Projection (E)
(Enter projections for subsequent years 1 and 2 in Columns C and E; current year - Column A - is extracted)						
A. REVENUES AND OTHER FINANCING SOURCES						
1. LCFF/Revenue Limit Sources	8010-8099	0.00	0.00%	0.00	0.00%	0.00
2. Federal Revenues	8100-8299	5,014,624.00	-29.47%	3,536,610.00	0.00%	3,536,610.00
3. Other State Revenues	8300-8599	7,296,995.00	-29.22%	5,164,933.00	0.00%	5,164,933.00
4. Other Local Revenues	8600-8799	141,215.00	0.00%	141,215.00	0.00%	141,215.00
5. Other Financing Sources						
a. Transfers In	8900-8929	0.00	0.00%	0.00	0.00%	0.00
b. Other Sources	8930-8979	0.00	0.00%	0.00	0.00%	0.00
c. Contributions	8980-8999	19,040,844.00	5.30%	20,050,781.00	2.01%	20,454,241.00
6. Total (Sum lines A1 thru A5c)		31,493,678.00	-8.26%	28,893,539.00	1.40%	29,296,999.00
B. EXPENDITURES AND OTHER FINANCING USES						
1. Certificated Salaries						
a. Base Salaries				10,356,136.00		7,502,764.00
b. Step & Column Adjustment				110,046.00		112,542.00
c. Cost-of-Living Adjustment						
d. Other Adjustments				(2,963,418.00)		
e. Total Certificated Salaries (Sum lines B1a thru B1d)	1000-1999	10,356,136.00	-27.55%	7,502,764.00	1.50%	7,615,306.00
2. Classified Salaries						
a. Base Salaries				4,377,482.00		3,687,025.00
b. Step & Column Adjustment				72,295.00		73,740.00
c. Cost-of-Living Adjustment						
d. Other Adjustments				(762,752.00)		
e. Total Classified Salaries (Sum lines B2a thru B2d)	2000-2999	4,377,482.00	-15.77%	3,687,025.00	2.00%	3,760,765.00
3. Employee Benefits	3000-3999	10,131,683.00	-3.76%	9,751,029.00	2.07%	9,953,235.00
4. Books and Supplies	4000-4999	1,700,191.00	-22.15%	1,323,610.00	0.01%	1,323,734.00
5. Services and Other Operating Expenditures	5000-5999	6,384,869.00	-13.79%	5,504,485.00	0.00%	5,504,485.00
6. Capital Outlay	6000-6999	236,131.00	0.00%	236,131.00	0.00%	236,131.00
7. Other Outgo (excluding Transfers of Indirect Costs)	7100-7299, 7400-7499	0.00	0.00%	0.00	0.00%	0.00
8. Other Outgo - Transfers of Indirect Costs	7300-7399	1,056,387.00	2.55%	1,083,325.00	2.55%	1,110,950.00
9. Other Financing Uses						
a. Transfers Out	7600-7629	0.00	0.00%		0.00%	
b. Other Uses	7630-7699	0.00	0.00%		0.00%	
10. Other Adjustments (Explain in Section F below)						
11. Total (Sum lines B1 thru B10)		34,242,879.00	-15.05%	29,088,369.00	1.43%	29,504,606.00
C. NET INCREASE (DECREASE) IN FUND BALANCE (Line A6 minus line B11)		(2,749,201.00)		(194,830.00)		(207,607.00)
D. FUND BALANCE						
1. Net Beginning Fund Balance (Form 01, line F1e)		4,326,462.98		1,577,261.98		1,382,431.98
2. Ending Fund Balance (Sum lines C and D1)		1,577,261.98		1,382,431.98		1,174,824.98
3. Components of Ending Fund Balance						
a. Nonspendable	9710-9719	0.00		0.00		0.00
b. Restricted	9740	2,470,567.25		1,382,431.98		1,174,824.98
c. Committed						
1. Stabilization Arrangements	9750					
2. Other Commitments	9760					
d. Assigned	9780					
e. Unassigned/Unappropriated						
1. Reserve for Economic Uncertainties	9789					
2. Unassigned/Unappropriated	9790	(893,305.27)		0.00		0.00
f. Total Components of Ending Fund Balance (Line D3f must agree with line D2)		1,577,261.98		1,382,431.98		1,174,824.98

Description	Object Codes	2021-22 Budget (Form 01) (A)	% Change (Cols. C-A/A) (B)	2022-23 Projection (C)	% Change (Cols. E-C/C) (D)	2023-24 Projection (E)
E. AVAILABLE RESERVES						
1. General Fund						
a. Stabilization Arrangements	9750					
b. Reserve for Economic Uncertainties	9789					
c. Unassigned/Unappropriated	9790					
(Enter reserve projections for subsequent years 1 and 2						
in Columns C and E; current year - Column A - is extracted.)						
2. Special Reserve Fund - Noncapital Outlay (Fund 17)						
a. Stabilization Arrangements	9750					
b. Reserve for Economic Uncertainties	9789					
c. Unassigned/Unappropriated	9790					
3. Total Available Reserves (Sum lines E1a thru E2c)						

F. ASSUMPTIONS

Please provide below or on a separate attachment, the assumptions used to determine the projections for the first and second subsequent fiscal years. Further, please include an explanation for any significant expenditure adjustments projected in lines B1d, B2d, and B10. For additional information, please refer to the Budget Assumptions section of the SACS Financial Reporting Software User Guide.

Lines B1e and B2e are backing out one-time funds for ESSER II, ESSER III, In-Person Instruction, and Expanded Learning Opportunities funding and matching expenses.

Description	Object Codes	2021-22 Budget (Form 01) (A)	% Change (Cols. C-A/A) (B)	2022-23 Projection (C)	% Change (Cols. E-C/C) (D)	2023-24 Projection (E)
(Enter projections for subsequent years 1 and 2 in Columns C and E; current year - Column A - is extracted)						
A. REVENUES AND OTHER FINANCING SOURCES						
1. LCFF/Revenue Limit Sources	8010-8099	72,582,604.00	0.71%	73,100,997.00	0.77%	73,662,672.00
2. Federal Revenues	8100-8299	5,014,624.00	-29.47%	3,536,610.00	0.00%	3,536,610.00
3. Other State Revenues	8300-8599	8,471,752.00	-25.17%	6,339,690.00	0.00%	6,339,690.00
4. Other Local Revenues	8600-8799	7,309,452.00	-0.47%	7,274,986.00	-0.47%	7,240,693.00
5. Other Financing Sources						
a. Transfers In	8900-8929	2,500,000.00	0.00%	2,500,000.00	0.00%	2,500,000.00
b. Other Sources	8930-8979	0.00	0.00%	0.00	0.00%	0.00
c. Contributions	8980-8999	0.00	0.00%	0.00	0.00%	0.00
6. Total (Sum lines A1 thru A5c)		95,878,432.00	-3.26%	92,752,283.00	0.57%	93,279,665.00
B. EXPENDITURES AND OTHER FINANCING USES						
1. Certificated Salaries						
a. Base Salaries				41,164,271.00		38,644,605.00
b. Step & Column Adjustment				443,752.00		571,924.00
c. Cost-of-Living Adjustment				0.00		0.00
d. Other Adjustments				(2,963,418.00)		0.00
e. Total Certificated Salaries (Sum lines B1a thru B1d)	1000-1999	41,164,271.00	-6.12%	38,644,605.00	1.48%	39,216,529.00
2. Classified Salaries						
a. Base Salaries				13,475,097.00		12,954,073.00
b. Step & Column Adjustment				241,728.00		246,562.00
c. Cost-of-Living Adjustment				0.00		0.00
d. Other Adjustments				(762,752.00)		0.00
e. Total Classified Salaries (Sum lines B2a thru B2d)	2000-2999	13,475,097.00	-3.87%	12,954,073.00	1.90%	13,200,635.00
3. Employee Benefits	3000-3999	27,662,008.00	3.38%	28,595,760.00	2.84%	29,408,233.00
4. Books and Supplies	4000-4999	3,978,438.00	-9.47%	3,601,857.00	0.00%	3,601,981.00
5. Services and Other Operating Expenditures	5000-5999	12,866,118.00	-4.47%	12,291,478.00	-0.74%	12,201,090.00
6. Capital Outlay	6000-6999	394,633.00	0.00%	394,633.00	0.00%	394,633.00
7. Other Outgo (excluding Transfers of Indirect Costs)	7100-7299, 7400-7499	25,362.00	0.00%	25,362.00	0.00%	25,362.00
8. Other Outgo - Transfers of Indirect Costs	7300-7399	0.00	0.00%	0.00	0.00%	0.00
9. Other Financing Uses						
a. Transfers Out	7600-7629	300,000.00	0.00%	300,000.00	0.00%	300,000.00
b. Other Uses	7630-7699	0.00	0.00%	0.00	0.00%	0.00
10. Other Adjustments				0.00		0.00
11. Total (Sum lines B1 thru B10)		99,865,927.00	-3.06%	96,807,768.00	1.59%	98,348,463.00
C. NET INCREASE (DECREASE) IN FUND BALANCE (Line A6 minus line B11)		(3,987,495.00)		(4,055,485.00)		(5,068,798.00)
D. FUND BALANCE						
1. Net Beginning Fund Balance (Form 01, line F1e)		21,486,391.24		17,498,896.24		13,443,411.24
2. Ending Fund Balance (Sum lines C and D1)		17,498,896.24		13,443,411.24		8,374,613.24
3. Components of Ending Fund Balance						
a. Nonspendable	9710-9719	67,647.00		67,647.00		67,647.00
b. Restricted	9740	2,470,567.25		1,382,431.98		1,174,824.98
c. Committed						
1. Stabilization Arrangements	9750	0.00		0.00		0.00
2. Other Commitments	9760	0.00		0.00		0.00
d. Assigned	9780	11,071,848.00		6,561,192.00		1,700,000.00
e. Unassigned/Unappropriated						
1. Reserve for Economic Uncertainties	9789	2,995,978.00		2,904,233.00		2,950,454.00
2. Unassigned/Unappropriated	9790	892,855.99		2,527,907.26		2,481,687.26
f. Total Components of Ending Fund Balance (Line D3f must agree with line D2)		17,498,896.24		13,443,411.24		8,374,613.24

Description	Object Codes	2021-22 Budget (Form 01) (A)	% Change (Cols. C-A/A) (B)	2022-23 Projection (C)	% Change (Cols. E-C/C) (D)	2023-24 Projection (E)
E. AVAILABLE RESERVES						
1. General Fund						
a. Stabilization Arrangements	9750	0.00		0.00		0.00
b. Reserve for Economic Uncertainties	9789	2,995,978.00		2,904,233.00		2,950,454.00
c. Unassigned/Unappropriated	9790	1,786,161.26		2,527,907.26		2,481,687.26
d. Negative Restricted Ending Balances (Negative resources 2000-9999)	979Z	(893,305.27)		0.00		0.00
2. Special Reserve Fund - Noncapital Outlay (Fund 17)						
a. Stabilization Arrangements	9750	0.00		0.00		0.00
b. Reserve for Economic Uncertainties	9789	0.00		0.00		0.00
c. Unassigned/Unappropriated	9790	0.00		0.00		0.00
3. Total Available Reserves - by Amount (Sum lines E1a thru E2c)		3,888,833.99		5,432,140.26		5,432,141.26
4. Total Available Reserves - by Percent (Line E3 divided by Line F3c)		3.89%		5.61%		5.52%
F. RECOMMENDED RESERVES						
1. Special Education Pass-through Exclusions For districts that serve as the administrative unit (AU) of a special education local plan area (SELPA):						
a. Do you choose to exclude from the reserve calculation the pass-through funds distributed to SELPA members?	Yes					
b. If you are the SELPA AU and are excluding special education pass-through funds: 1. Enter the name(s) of the SELPA(s):						
2. Special education pass-through funds (Column A: Fund 10, resources 3300-3499, 6500-6540 and 6546, objects 7211-7213 and 7221-7223; enter projections for subsequent years 1 and 2 in Columns C and E)		0.00		0.00		0.00
2. District ADA Used to determine the reserve standard percentage level on line F3d (Col. A: Form A, Estimated P-2 ADA column, Lines A4 and C4; enter projections)		5,826.79		5,656.78		5,592.52
3. Calculating the Reserves						
a. Expenditures and Other Financing Uses (Line B11)		99,865,927.00		96,807,768.00		98,348,463.00
b. Plus: Special Education Pass-through Funds (Line F1b2, if Line F1a is No)		0.00		0.00		0.00
c. Total Expenditures and Other Financing Uses (Line F3a plus line F3b)		99,865,927.00		96,807,768.00		98,348,463.00
d. Reserve Standard Percentage Level (Refer to Form 01CS, Criterion 10 for calculation details)		3%		3%		3%
e. Reserve Standard - By Percent (Line F3c times F3d)		2,995,977.81		2,904,233.04		2,950,453.89
f. Reserve Standard - By Amount (Refer to Form 01CS, Criterion 10 for calculation details)		0.00		0.00		0.00
g. Reserve Standard (Greater of Line F3e or F3f)		2,995,977.81		2,904,233.04		2,950,453.89
h. Available Reserves (Line E3) Meet Reserve Standard (Line F3g)		YES		YES		YES

Current LEA: 44-40261-0000000 Santa Cruz City Elementary/High

(Enter a SELPA ID from the list below then save and close)

Selected SELPA: SC

POTENTIAL SELPAS FOR THIS LEA		DATE APPROVED
ID	SELPA-TITLE	(from Form SEA)
SC	North Santa Cruz County	

Description	Direct Costs - Interfund Transfers In 5750	Direct Costs - Interfund Transfers Out 5750	Indirect Costs - Interfund Transfers In 7350	Indirect Costs - Interfund Transfers Out 7350	Interfund Transfers In 8900-8929	Interfund Transfers Out 7600-7629	Due From Other Funds 9310	Due To Other Funds 9610
01 GENERAL FUND								
Expenditure Detail	0.00	0.00	0.00	0.00				
Other Sources/Uses Detail					2,500,000.00	719,537.00		
Fund Reconciliation							10,000.00	0.00
08 STUDENT ACTIVITY SPECIAL REVENUE FUND								
Expenditure Detail	0.00	0.00	0.00	0.00				
Other Sources/Uses Detail					0.00	0.00		
Fund Reconciliation							0.00	0.00
09 CHARTER SCHOOLS SPECIAL REVENUE FUND								
Expenditure Detail	0.00	0.00	0.00	0.00				
Other Sources/Uses Detail					0.00	0.00		
Fund Reconciliation							0.00	0.00
10 SPECIAL EDUCATION PASS-THROUGH FUND								
Expenditure Detail								
Other Sources/Uses Detail								
Fund Reconciliation							0.00	0.00
11 ADULT EDUCATION FUND								
Expenditure Detail	0.00	0.00	0.00	0.00				
Other Sources/Uses Detail					0.00	0.00		
Fund Reconciliation							0.00	10,000.00
12 CHILD DEVELOPMENT FUND								
Expenditure Detail	0.00	0.00	0.00	0.00				
Other Sources/Uses Detail					0.00	0.00		
Fund Reconciliation							0.00	0.00
13 CAFETERIA SPECIAL REVENUE FUND								
Expenditure Detail	0.00	0.00	0.00	0.00				
Other Sources/Uses Detail					719,537.00	0.00		
Fund Reconciliation							0.00	0.00
14 DEFERRED MAINTENANCE FUND								
Expenditure Detail	0.00	0.00						
Other Sources/Uses Detail					0.00	0.00		
Fund Reconciliation							0.00	0.00
15 PUPIL TRANSPORTATION EQUIPMENT FUND								
Expenditure Detail	0.00	0.00						
Other Sources/Uses Detail					0.00	0.00		
Fund Reconciliation							0.00	0.00
17 SPECIAL RESERVE FUND FOR OTHER THAN CAPITAL OUTLAY								
Expenditure Detail								
Other Sources/Uses Detail					0.00	0.00		
Fund Reconciliation							0.00	0.00
18 SCHOOL BUS EMISSIONS REDUCTION FUND								
Expenditure Detail	0.00	0.00						
Other Sources/Uses Detail					0.00	0.00		
Fund Reconciliation							0.00	0.00
19 FOUNDATION SPECIAL REVENUE FUND								
Expenditure Detail	0.00	0.00	0.00	0.00				
Other Sources/Uses Detail						0.00		
Fund Reconciliation							0.00	0.00
20 SPECIAL RESERVE FUND FOR POSTEMPLOYMENT BENEFITS								
Expenditure Detail								
Other Sources/Uses Detail					0.00	0.00		
Fund Reconciliation							0.00	0.00
21 BUILDING FUND								
Expenditure Detail	0.00	0.00						
Other Sources/Uses Detail					0.00	2,500,000.00		
Fund Reconciliation							0.00	0.00
25 CAPITAL FACILITIES FUND								
Expenditure Detail	0.00	0.00						
Other Sources/Uses Detail					0.00	0.00		
Fund Reconciliation							0.00	0.00
30 STATE SCHOOL BUILDING LEASE/PURCHASE FUND								
Expenditure Detail	0.00	0.00						
Other Sources/Uses Detail					0.00	0.00		
Fund Reconciliation							0.00	0.00
35 COUNTY SCHOOL FACILITIES FUND								
Expenditure Detail	0.00	0.00						
Other Sources/Uses Detail					0.00	0.00		
Fund Reconciliation							0.00	0.00
40 SPECIAL RESERVE FUND FOR CAPITAL OUTLAY PROJECTS								
Expenditure Detail	0.00	0.00						
Other Sources/Uses Detail					0.00	0.00		
Fund Reconciliation							0.00	0.00
49 CAP PROJ FUND FOR BLENDED COMPONENT UNITS								
Expenditure Detail	0.00	0.00						
Other Sources/Uses Detail					0.00	0.00		
Fund Reconciliation							0.00	0.00
51 BOND INTEREST AND REDEMPTION FUND								
Expenditure Detail								
Other Sources/Uses Detail					0.00	0.00		
Fund Reconciliation							0.00	0.00
52 DEBT SVC FUND FOR BLENDED COMPONENT UNITS								
Expenditure Detail								
Other Sources/Uses Detail					0.00	0.00		
Fund Reconciliation							0.00	0.00
53 TAX OVERRIDE FUND								
Expenditure Detail								
Other Sources/Uses Detail					0.00	0.00		
Fund Reconciliation							0.00	0.00
56 DEBT SERVICE FUND								
Expenditure Detail								
Other Sources/Uses Detail					0.00	0.00		
Fund Reconciliation							0.00	0.00
57 FOUNDATION PERMANENT FUND								
Expenditure Detail	0.00	0.00	0.00	0.00				
Other Sources/Uses Detail						0.00		
Fund Reconciliation							0.00	0.00

Description	Direct Costs - Interfund Transfers In 5750	Direct Costs - Interfund Transfers Out 5750	Indirect Costs - Interfund Transfers In 7350	Indirect Costs - Interfund Transfers Out 7350	Interfund Transfers In 8900-8929	Interfund Transfers Out 7600-7629	Due From Other Funds 9310	Due To Other Funds 9610
61 CAFETERIA ENTERPRISE FUND								
Expenditure Detail	0.00	0.00	0.00	0.00				
Other Sources/Uses Detail					0.00	0.00		
Fund Reconciliation							0.00	0.00
62 CHARTER SCHOOLS ENTERPRISE FUND								
Expenditure Detail	0.00	0.00	0.00	0.00				
Other Sources/Uses Detail					0.00	0.00		
Fund Reconciliation							0.00	0.00
63 OTHER ENTERPRISE FUND								
Expenditure Detail	0.00	0.00						
Other Sources/Uses Detail					0.00	0.00		
Fund Reconciliation							0.00	0.00
66 WAREHOUSE REVOLVING FUND								
Expenditure Detail	0.00	0.00						
Other Sources/Uses Detail					0.00	0.00		
Fund Reconciliation							0.00	0.00
67 SELF-INSURANCE FUND								
Expenditure Detail	0.00	0.00						
Other Sources/Uses Detail					0.00	0.00		
Fund Reconciliation							0.00	0.00
71 RETIREE BENEFIT FUND								
Expenditure Detail								
Other Sources/Uses Detail					0.00			
Fund Reconciliation							0.00	0.00
73 FOUNDATION PRIVATE-PURPOSE TRUST FUND								
Expenditure Detail	0.00	0.00						
Other Sources/Uses Detail					0.00			
Fund Reconciliation							0.00	0.00
76 WARRANT/PASS-THROUGH FUND								
Expenditure Detail								
Other Sources/Uses Detail								
Fund Reconciliation							0.00	0.00
95 STUDENT BODY FUND								
Expenditure Detail								
Other Sources/Uses Detail								
Fund Reconciliation							0.00	0.00
TOTALS	0.00	0.00	0.00	0.00	3,219,537.00	3,219,537.00	10,000.00	10,000.00

Description	Direct Costs - Interfund Transfers In 5750	Direct Costs - Interfund Transfers Out 5750	Indirect Costs - Interfund Transfers In 7350	Indirect Costs - Interfund Transfers Out 7350	Interfund Transfers In 8900-8929	Interfund Transfers Out 7600-7629	Due From Other Funds 9310	Due To Other Funds 9610
01 GENERAL FUND								
Expenditure Detail	0.00	0.00	0.00	0.00				
Other Sources/Uses Detail					2,500,000.00	300,000.00		
Fund Reconciliation								
08 STUDENT ACTIVITY SPECIAL REVENUE FUND								
Expenditure Detail	0.00	0.00	0.00	0.00				
Other Sources/Uses Detail					0.00	0.00		
Fund Reconciliation								
09 CHARTER SCHOOLS SPECIAL REVENUE FUND								
Expenditure Detail	0.00	0.00	0.00	0.00				
Other Sources/Uses Detail					0.00	0.00		
Fund Reconciliation								
10 SPECIAL EDUCATION PASS-THROUGH FUND								
Expenditure Detail								
Other Sources/Uses Detail								
Fund Reconciliation								
11 ADULT EDUCATION FUND								
Expenditure Detail	0.00	0.00	0.00	0.00				
Other Sources/Uses Detail					0.00	0.00		
Fund Reconciliation								
12 CHILD DEVELOPMENT FUND								
Expenditure Detail	0.00	0.00	0.00	0.00				
Other Sources/Uses Detail					0.00	0.00		
Fund Reconciliation								
13 CAFETERIA SPECIAL REVENUE FUND								
Expenditure Detail	0.00	0.00	0.00	0.00				
Other Sources/Uses Detail					300,000.00	0.00		
Fund Reconciliation								
14 DEFERRED MAINTENANCE FUND								
Expenditure Detail	0.00	0.00						
Other Sources/Uses Detail					0.00	0.00		
Fund Reconciliation								
15 PUPIL TRANSPORTATION EQUIPMENT FUND								
Expenditure Detail	0.00	0.00						
Other Sources/Uses Detail					0.00	0.00		
Fund Reconciliation								
17 SPECIAL RESERVE FUND FOR OTHER THAN CAPITAL OUTLAY								
Expenditure Detail								
Other Sources/Uses Detail					0.00	0.00		
Fund Reconciliation								
18 SCHOOL BUS EMISSIONS REDUCTION FUND								
Expenditure Detail	0.00	0.00						
Other Sources/Uses Detail					0.00	0.00		
Fund Reconciliation								
19 FOUNDATION SPECIAL REVENUE FUND								
Expenditure Detail	0.00	0.00	0.00	0.00				
Other Sources/Uses Detail						0.00		
Fund Reconciliation								
20 SPECIAL RESERVE FUND FOR POSTEMPLOYMENT BENEFITS								
Expenditure Detail								
Other Sources/Uses Detail					0.00	0.00		
Fund Reconciliation								
21 BUILDING FUND								
Expenditure Detail	0.00	0.00						
Other Sources/Uses Detail					0.00	0.00		
Fund Reconciliation								
25 CAPITAL FACILITIES FUND								
Expenditure Detail	0.00	0.00						
Other Sources/Uses Detail					0.00	0.00		
Fund Reconciliation								
30 STATE SCHOOL BUILDING LEASE/PURCHASE FUND								
Expenditure Detail	0.00	0.00						
Other Sources/Uses Detail					0.00	0.00		
Fund Reconciliation								
35 COUNTY SCHOOL FACILITIES FUND								
Expenditure Detail	0.00	0.00						
Other Sources/Uses Detail					0.00	0.00		
Fund Reconciliation								
40 SPECIAL RESERVE FUND FOR CAPITAL OUTLAY PROJECTS								
Expenditure Detail	0.00	0.00						
Other Sources/Uses Detail					0.00	2,656,693.00		
Fund Reconciliation								
49 CAP PROJ FUND FOR BLENDED COMPONENT UNITS								
Expenditure Detail	0.00	0.00						
Other Sources/Uses Detail					0.00	0.00		
Fund Reconciliation								
51 BOND INTEREST AND REDEMPTION FUND								
Expenditure Detail								
Other Sources/Uses Detail					0.00	0.00		
Fund Reconciliation								
52 DEBT SVC FUND FOR BLENDED COMPONENT UNITS								
Expenditure Detail								
Other Sources/Uses Detail					0.00	0.00		
Fund Reconciliation								
53 TAX OVERRIDE FUND								
Expenditure Detail								
Other Sources/Uses Detail					0.00	0.00		
Fund Reconciliation								
56 DEBT SERVICE FUND								
Expenditure Detail								
Other Sources/Uses Detail					156,693.00	0.00		
Fund Reconciliation								
57 FOUNDATION PERMANENT FUND								
Expenditure Detail	0.00	0.00	0.00	0.00				
Other Sources/Uses Detail						0.00		
Fund Reconciliation								

Description	Direct Costs - Interfund Transfers In 5750	Direct Costs - Interfund Transfers Out 5750	Indirect Costs - Interfund Transfers In 7350	Indirect Costs - Interfund Transfers Out 7350	Interfund Transfers In 8900-8929	Interfund Transfers Out 7600-7629	Due From Other Funds 9310	Due To Other Funds 9610
61 CAFETERIA ENTERPRISE FUND								
Expenditure Detail	0.00	0.00	0.00	0.00				
Other Sources/Uses Detail					0.00	0.00		
Fund Reconciliation								
62 CHARTER SCHOOLS ENTERPRISE FUND								
Expenditure Detail	0.00	0.00	0.00	0.00				
Other Sources/Uses Detail					0.00	0.00		
Fund Reconciliation								
63 OTHER ENTERPRISE FUND								
Expenditure Detail	0.00	0.00						
Other Sources/Uses Detail					0.00	0.00		
Fund Reconciliation								
66 WAREHOUSE REVOLVING FUND								
Expenditure Detail	0.00	0.00						
Other Sources/Uses Detail					0.00	0.00		
Fund Reconciliation								
67 SELF-INSURANCE FUND								
Expenditure Detail	0.00	0.00						
Other Sources/Uses Detail					0.00	0.00		
Fund Reconciliation								
71 RETIREE BENEFIT FUND								
Expenditure Detail								
Other Sources/Uses Detail					0.00			
Fund Reconciliation								
73 FOUNDATION PRIVATE-PURPOSE TRUST FUND								
Expenditure Detail	0.00	0.00						
Other Sources/Uses Detail					0.00			
Fund Reconciliation								
76 WARRANT/PASS-THROUGH FUND								
Expenditure Detail								
Other Sources/Uses Detail								
Fund Reconciliation								
95 STUDENT BODY FUND								
Expenditure Detail								
Other Sources/Uses Detail								
Fund Reconciliation								
TOTALS	0.00	0.00	0.00	0.00	2,956,693.00	2,956,693.00		

Provide methodology and assumptions used to estimate ADA, enrollment, revenues, expenditures, reserves and fund balance, and multiyear commitments (including cost-of-living adjustments).

Deviations from the standards must be explained and may affect the approval of the budget.

CRITERIA AND STANDARDS

1. CRITERION: Average Daily Attendance

STANDARD: Funded average daily attendance (ADA) has not been overestimated in 1) the first prior fiscal year OR in 2) two or more of the previous three fiscal years by more than the following percentage levels:

Percentage Level	District ADA		
3.0%	0	to	300
2.0%	301	to	1,000
1.0%	1,001	and	over

District ADA (Form A, Estimated P-2 ADA column, lines A4 and C4): 5,827

District's ADA Standard Percentage Level: **1.0%**

1A. Calculating the District's ADA Variances

DATA ENTRY: For the Third, Second, and First Prior Years, enter Estimated Funded ADA in the Original Budget Funded ADA column; enter district regular ADA and charter school ADA corresponding to financial data reported in the General Fund, only, for the Third, Second, and First Prior Years. All other data are extracted.

Fiscal Year	Original Budget Funded ADA (Form A, Lines A4 and C4)	Estimated/Unaudited Actuals Funded ADA (Form A, Lines A4 and C4)	ADA Variance Level (If Budget is greater than Actuals, else N/A)	Status
Third Prior Year (2018-19)				
District Regular	6,308	6,596		
Charter School				
Total ADA	**6,308**	**6,596**	**N/A**	**Met**
Second Prior Year (2019-20)				
District Regular	6,115	6,133		
Charter School				
Total ADA	**6,115**	**6,133**	**N/A**	**Met**
First Prior Year (2020-21)				
District Regular	6,061	6,067		
Charter School		0		
Total ADA	**6,061**	**6,067**	**N/A**	**Met**
Budget Year (2021-22)				
District Regular	6,052			
Charter School	0			
Total ADA	**6,052**			

1B. Comparison of District ADA to the Standard

DATA ENTRY: Enter an explanation if the standard is not met.

1a. STANDARD MET - Funded ADA has not been overestimated by more than the standard percentage level for the first prior year.

Explanation:
(required if NOT met)

1b. STANDARD MET - Funded ADA has not been overestimated by more than the standard percentage level for two or more of the previous three years.

Explanation:
(required if NOT met)

2. CRITERION: Enrollment

STANDARD: Projected enrollment has not been overestimated in 1) the first prior fiscal year OR in 2) two or more of the previous three fiscal years by more than the following percentage levels:

Percentage Level	District ADA		
3.0%	0	to	300
2.0%	301	to	1,000
1.0%	1,001	and	over

District ADA (Form A, Estimated P-2 ADA column, lines A4 and C4): 5,827

District's Enrollment Standard Percentage Level: 1.0%

2A. Calculating the District's Enrollment Variances

DATA ENTRY: Enter data in the Enrollment, Budget, column for all fiscal years and in the Enrollment, CBEDS Actual column for the First Prior Year; all other data are extracted or calculated. CBEDS Actual enrollment data preloaded in the District Regular lines will include both District Regular and Charter School enrollment. Districts will need to adjust the District Regular enrollment lines and the Charter School enrollment lines accordingly. Enter district regular enrollment and charter school enrollment corresponding to financial data reported in the General Fund, only, for all fiscal years.

Fiscal Year	Enrollment Budget	Enrollment CBEDS Actual	Enrollment Variance Level (If Budget is greater than Actual, else N/A)	Status
Third Prior Year (2018-19)				
District Regular	6,471	6,599		
Charter School				
Total Enrollment	**6,471**	**6,599**	**N/A**	**Met**
Second Prior Year (2019-20)				
District Regular	6,301	6,550		
Charter School				
Total Enrollment	**6,301**	**6,550**	**N/A**	**Met**
First Prior Year (2020-21)				
District Regular	6,314	6,190		
Charter School				
Total Enrollment	**6,314**	**6,190**	**2.0%**	**Not Met**
Budget Year (2021-22)				
District Regular	6,153			
Charter School				
Total Enrollment	**6,153**			

2B. Comparison of District Enrollment to the Standard

DATA ENTRY: Enter an explanation if the standard is not met.

1a. STANDARD NOT MET - Enrollment was estimated above the standard for the first prior year. Provide reasons for the overestimate, a description of the methods and assumptions used in projecting enrollment, and what changes will be made to improve the accuracy of projections in this area.

Explanation:
(required if NOT met)

SCCS was impacted by both the pandemic that started in March 2020 that lasted over a year and then again in August 15, 2020 with the CZU fire that caused our school closure from 8/21/20-8/28/20 and resulting in several of our students losing their homes and having to relocate.

1b. STANDARD MET - Enrollment has not been overestimated by more than the standard percentage level for two or more of the previous three years.

Explanation:
(required if NOT met)

3. CRITERION: ADA to Enrollment

STANDARD: Projected second period (P-2) average daily attendance (ADA) to enrollment ratio for any of the budget year or two subsequent fiscal years has not increased from the historical average ratio from the three prior fiscal years by more than one half of one percent (0.5%).

3A. Calculating the District's ADA to Enrollment Standard

DATA ENTRY: All data are extracted or calculated. Data should reflect district regular and charter school ADA/enrollment corresponding to financial data reported in the General Fund, only, for all fiscal years.

Fiscal Year	P-2 ADA Estimated/Unaudited Actuals (Form A, Lines A4 and C4)	Enrollment CBEDS Actual (Criterion 2, Item 2A)	Historical Ratio of ADA to Enrollment
Third Prior Year (2018-19)			
District Regular	6,102	6,599	
Charter School		0	
Total ADA/Enrollment	**6,102**	**6,599**	**92.5%**
Second Prior Year (2019-20)			
District Regular	6,078	6,550	
Charter School			
Total ADA/Enrollment	**6,078**	**6,550**	**92.8%**
First Prior Year (2020-21)			
District Regular	5,865	6,190	
Charter School	0		
Total ADA/Enrollment	**5,865**	**6,190**	**94.7%**
		Historical Average Ratio:	93.3%
		District's ADA to Enrollment Standard (historical average ratio plus 0.5%):	**93.8%**

3B. Calculating the District's Projected Ratio of ADA to Enrollment

DATA ENTRY: Enter data in the Estimated P-2 ADA column for the two subsequent years. Enter data in the Enrollment column for the two subsequent years. Data should reflect district regular and charter school ADA/enrollment corresponding to financial data reported in the General Fund only, for all fiscal years. All other data are extracted or calculated.

Fiscal Year	Estimated P-2 ADA Budget (Form A, Lines A4 and C4)	Enrollment Budget/Projected (Criterion 2, Item 2A)	Ratio of ADA to Enrollment	Status
Budget Year (2021-22)				
District Regular	5,827	6,153		
Charter School	0			
Total ADA/Enrollment	**5,827**	**6,153**	**94.7%**	**Not Met**
1st Subsequent Year (2022-23)				
District Regular	5,642	5,970		
Charter School				
Total ADA/Enrollment	**5,642**	**5,970**	**94.5%**	**Not Met**
2nd Subsequent Year (2023-24)				
District Regular	5,577	5,902		
Charter School				
Total ADA/Enrollment	**5,577**	**5,902**	**94.5%**	**Not Met**

3C. Comparison of District ADA to Enrollment Ratio to the Standard

DATA ENTRY: Enter an explanation if the standard is not met.

1a. STANDARD NOT MET - Projected P-2 ADA to enrollment ratio is above the standard for one or more of the budget or two subsequent fiscal years. Provide reasons why the projected ratio exceeds the district's historical average ratio by more than 0.5%.

Explanation:
(required if NOT met)

With the movement of the 6th graders to the secondary district the ADA to enrollment has changed. The ADA to enrollment assumption now is 94.5%.

4. CRITERION: LCFF Revenue

STANDARD: Projected local control funding formula (LCFF) revenue for any of the budget year or two subsequent fiscal years has not changed from the prior fiscal year by more than the change in population, plus the district's gap funding or cost-of-living adjustment (COLA)[1] and its economic recovery target payment, plus or minus one percent.

For basic aid districts, projected LCFF revenue has not changed from the prior fiscal year by more than the percent change in property tax revenues plus or minus one percent.

For districts funded by necessary small school formulas, projected LCFF revenue has not changed from the prior fiscal year amount by more than the district's gap funding or COLA[1] and its economic recovery target payment, plus or minus one percent.

[1] Districts that are already at or above their LCFF target funding as described in Education Code Section 42238.03(d) receive no gap funding. These districts have a COLA applied to their LCFF target, but their year-over-year revenue increase might be less than the statutory COLA due to certain local factors and components of the funding formula.

4A. District's LCFF Revenue Standard

Indicate which standard applies:

LCFF Revenue

Basic Aid

Necessary Small School

The District must select which LCFF revenue standard applies.
LCFF Revenue Standard selected: LCFF Revenue

4A1. Calculating the District's LCFF Revenue Standard

DATA ENTRY: Enter data in Step 1a for the two subsequent fiscal years. All other data is extracted or calculated. Enter data for Steps 2a through 2b1. All other data is calculated.

Note: Due to the full implementation of LCFF, gap funding and the economic recovery target increment payment amounts are no longer applicable.

Projected LCFF Revenue

	Prior Year (2020-21)	Budget Year (2021-22)	1st Subsequent Year (2022-23)	2nd Subsequent Year (2023-24)
Step 1 - Change in Population				
a. ADA (Funded) (Form A, lines A6 and C4)	6,108.50	6,093.78	5,856.50	5,683.57
b. Prior Year ADA (Funded)		6,108.50	6,093.78	5,856.50
c. Difference (Step 1a minus Step 1b)		(14.72)	(237.28)	(172.93)
d. Percent Change Due to Population (Step 1c divided by Step 1b)		-0.24%	-3.89%	-2.95%
Step 2 - Change in Funding Level				
a. Prior Year LCFF Funding				
b1. COLA percentage		5.04%	2.84%	3.11%
b2. COLA amount (proxy for purposes of this criterion)		0.00	0.00	0.00
c. Percent Change Due to Funding Level (Step 2b2 divided by Step 2a)		0.00%	0.00%	0.00%
Step 3 - Total Change in Population and Funding Level (Step 1d plus Step 2c)		-0.24%	-3.89%	-2.95%
LCFF Revenue Standard (Step 3, plus/minus 1%):		**-1.24% to .76%**	**-4.89% to -2.89%**	**-3.95% to -1.95%**

4A2. Alternate LCFF Revenue Standard - Basic Aid

DATA ENTRY: If applicable to your district, input data in the 1st and 2nd Subsequent Year columns for projected local property taxes; all other data are extracted or calculated.

Basic Aid District Projected LCFF Revenue

	Prior Year (2020-21)	Budget Year (2021-22)	1st Subsequent Year (2022-23)	2nd Subsequent Year (2023-24)
Projected Local Property Taxes (Form 01, Objects 8021 - 8089)	58,496,281.00	60,251,171.00	62,058,705.00	63,920,466.00
Percent Change from Previous Year		**N/A**	**N/A**	**N/A**
Basic Aid Standard (percent change from previous year, plus/minus 1%):		**N/A**	**N/A**	**N/A**

4A3. Alternate LCFF Revenue Standard - Necessary Small School

DATA ENTRY: All data are extracted or calculated.

Necessary Small School District Projected LCFF Revenue

	Budget Year (2021-22)	1st Subsequent Year (2022-23)	2nd Subsequent Year (2023-24)
Necessary Small School Standard (COLA Step 2c, plus/minus 1%):	**N/A**	**N/A**	**N/A**

4B. Calculating the District's Projected Change in LCFF Revenue

DATA ENTRY: Enter data in the 1st and 2nd Subsequent Year columns for LCFF Revenue; all other data are extracted or calculated.

	Prior Year (2020-21)	Budget Year (2021-22)	1st Subsequent Year (2022-23)	2nd Subsequent Year (2023-24)
LCFF Revenue (Fund 01, Objects 8011, 8012, 8020-8089)	73,636,281.00	76,395,425.00	77,156,056.00	77,968,417.00
District's Projected Change in LCFF Revenue:		3.75%	1.00%	1.05%
LCFF Revenue Standard:		**-1.24% to .76%**	**-4.89% to -2.89%**	**-3.95% to -1.95%**
Status:		Not Met	Not Met	Not Met

4C. Comparison of District LCFF Revenue to the Standard

DATA ENTRY: Enter an explanation if the standard is not met.

1a. STANDARD NOT MET - Projected change in LCFF revenue is outside the standard in one or more of the budget or two subsequent fiscal years. Provide reasons why the projection(s) exceed the standard(s) and a description of the methods and assumptions used in projecting LCFF revenue.

Explanation:
(required if NOT met)

We are expecting a 3% increase in property taxes in all three years. We are expected to receive a MEGA COLA of 5.07% in FY 2021-22, 2.84% in 2022-23, and 3.11% in FY 2023-24.

5. CRITERION: Salaries and Benefits

STANDARD: Projected ratio of total unrestricted salaries and benefits to total unrestricted general fund expenditures for any of the budget year or two subsequent fiscal years has not changed from the historical average ratio from the three prior fiscal years by more than the greater of three percent or the district's required reserves percentage.

5A. Calculating the District's Historical Average Ratio of Unrestricted Salaries and Benefits to Total Unrestricted General Fund Expenditures

DATA ENTRY: All data are extracted or calculated.

Fiscal Year	Estimated/Unaudited Actuals - Unrestricted (Resources 0000-1999) Salaries and Benefits (Form 01, Objects 1000-3999)	Total Expenditures (Form 01, Objects 1000-7499)	Ratio of Unrestricted Salaries and Benefits to Total Unrestricted Expenditures
Third Prior Year (2018-19)	54,055,305.81	59,102,117.03	91.5%
Second Prior Year (2019-20)	55,653,369.08	62,562,404.62	89.0%
First Prior Year (2020-21)	54,033,671.00	61,860,774.00	87.3%
		Historical Average Ratio:	89.3%

	Budget Year (2021-22)	1st Subsequent Year (2022-23)	2nd Subsequent Year (2023-24)
District's Reserve Standard Percentage (Criterion 10B, Line 4):	3.0%	3.0%	3.0%
District's Salaries and Benefits Standard (historical average ratio, plus/minus the greater of 3% or the district's reserve standard percentage):	**86.3% to 92.3%**	**86.3% to 92.3%**	**86.3% to 92.3%**

5B. Calculating the District's Projected Ratio of Unrestricted Salaries and Benefits to Total Unrestricted General Fund Expenditures

DATA ENTRY: If Form MYP exists, Unrestricted Salaries and Benefits, and Total Unrestricted Expenditures data for the 1st and 2nd Subsequent Years will be extracted; if not, enter data for the two subsequent years. All other data are extracted or calculated.

Fiscal Year	Budget - Unrestricted (Resources 0000-1999) Salaries and Benefits (Form 01, Objects 1000-3999) (Form MYP, Lines B1-B3)	Total Expenditures (Form 01, Objects 1000-7499) (Form MYP, Lines B1-B8, B10)	Ratio of Unrestricted Salaries and Benefits to Total Unrestricted Expenditures	Status
Budget Year (2021-22)	57,436,075.00	65,323,048.00	87.9%	Met
1st Subsequent Year (2022-23)	59,253,620.00	67,419,399.00	87.9%	Met
2nd Subsequent Year (2023-24)	60,496,091.00	68,543,857.00	88.3%	Met

5C. Comparison of District Salaries and Benefits Ratio to the Standard

DATA ENTRY: Enter an explanation if the standard is not met.

1a. STANDARD MET - Ratio of total unrestricted salaries and benefits to total unrestricted expenditures has met the standard for the budget and two subsequent fiscal years.

Explanation:
(required if NOT met)

6. CRITERION: Other Revenues and Expenditures

STANDARD: Projected operating revenues (including federal, other state, and other local) or expenditures (including books and supplies, and services and other operating), for any of the budget year or two subsequent fiscal years, have not changed from the prior fiscal year amount by more than the percentage change in population and the funded cost-of-living adjustment (COLA) plus or minus ten percent.

For each major object category, changes that exceed the percentage change in population and the funded COLA plus or minus five percent must be explained.

6A. Calculating the District's Other Revenues and Expenditures Standard Percentage Ranges

DATA ENTRY: All data are extracted or calculated.

	Budget Year (2021-22)	1st Subsequent Year (2022-23)	2nd Subsequent Year (2023-24)
1. District's Change in Population and Funding Level (Criterion 4A1, Step 3):	-0.24%	-3.89%	-2.95%
2. District's Other Revenues and Expenditures Standard Percentage Range (Line 1, plus/minus 10%):	**-10.24% to 9.76%**	**-13.89% to 6.11%**	**-12.95% to 7.05%**
3. District's Other Revenues and Expenditures Explanation Percentage Range (Line 1, plus/minus 5%):	-5.24% to 4.76%	-8.89% to 1.11%	-7.95% to 2.05%

6B. Calculating the District's Change by Major Object Category and Comparison to the Explanation Percentage Range (Section 6A, Line 3)

DATA ENTRY: If Form MYP exists, the 1st and 2nd Subsequent Year data for each revenue and expenditure section will be extracted; if not, enter data for the two subsequent years. All other data are extracted or calculated.

Explanations must be entered for each category if the percent change for any year exceeds the district's explanation percentage range.

Object Range / Fiscal Year	Amount	Percent Change Over Previous Year	Change Is Outside Explanation Range
Federal Revenue (Fund 01, Objects 8100-8299) (Form MYP, Line A2)			
First Prior Year (2020-21)	11,871,611.00		
Budget Year (2021-22)	5,014,624.00	-57.76%	Yes
1st Subsequent Year (2022-23)	3,536,610.00	-29.47%	Yes
2nd Subsequent Year (2023-24)	3,536,610.00	0.00%	No

Explanation: (required if Yes)
The majority of this is due to receiving one-time LLMF funds in FY 2020-21, ESSER II-$3,637,893, ESSER I-$878,924, GEER-$403,890, CRF-$2,999,833. In FY 2021-22 we are planning on receiving $1,242,021 in ESSER III funds.

Other State Revenue (Fund 01, Objects 8300-8599) (Form MYP, Line A3)			
First Prior Year (2020-21)	13,610,655.00		
Budget Year (2021-22)	8,471,752.00	-37.76%	Yes
1st Subsequent Year (2022-23)	6,339,690.00	-25.17%	Yes
2nd Subsequent Year (2023-24)	6,339,690.00	0.00%	No

Explanation: (required if Yes)
The majority of this due to receiving one-time LLMF funds in FY 2021-21, Res 7420-$510,881, In-Person Instruction-$1,981,903, Expanded Learning Opportunities-$4,049,067, Expanded Learning Opportunities for Paraprofessionals-$417,452. In FY 2021-22 we have budgetded the projected carryover balance from In-person instruction-%1,843,017, STRS On-Behalf increased-$441,137, as well as decreases in CTEIG, ASES, Strong Workforce Program, Special Ed Mental Health.

Other Local Revenue (Fund 01, Objects 8600-8799) (Form MYP, Line A4)			
First Prior Year (2020-21)	9,515,671.00		
Budget Year (2021-22)	7,309,452.00	-23.19%	Yes
1st Subsequent Year (2022-23)	7,274,986.00	-0.47%	No
2nd Subsequent Year (2023-24)	7,240,693.00	-0.47%	No

Explanation: (required if Yes)
The change from FY 2020-21 to FY 2021-22 is we do not budget for Donations of $782,102 & $250,288, we also are seeing a decrease in our AB602 funding of $1,141,777.

Books and Supplies (Fund 01, Objects 4000-4999) (Form MYP, Line B4)			
First Prior Year (2020-21)	13,660,134.00		
Budget Year (2021-22)	3,978,438.00	-70.88%	Yes
1st Subsequent Year (2022-23)	3,601,857.00	-9.47%	Yes
2nd Subsequent Year (2023-24)	3,601,981.00	0.00%	No

Explanation: (required if Yes)
This decrease in 2021-22 is due to donation funds that match local revenue along with one-time funds in both federal and state. In FY 2022-23 is due to the removal of one-time funds from prior year.

Services and Other Operating Expenditures (Fund 01, Objects 5000-5999) (Form MYP, Line B5)

First Prior Year (2020-21)	13,717,531.00		
Budget Year (2021-22)	12,866,118.00	-6.21%	Yes
1st Subsequent Year (2022-23)	12,291,478.00	-4.47%	No
2nd Subsequent Year (2023-24)	12,201,090.00	-0.74%	No

Explanation:
(required if Yes)

Our rental/lease went down by $375,687, our 5800 went down by $1,189,531 and our subagreements went up by $454,263.

6C. Calculating the District's Change in Total Operating Revenues and Expenditures (Section 6A, Line 2)

DATA ENTRY: All data are extracted or calculated.

Object Range / Fiscal Year	Amount	Percent Change Over Previous Year	Status
Total Federal, Other State, and Other Local Revenue (Criterion 6B)			
First Prior Year (2020-21)	34,997,937.00		
Budget Year (2021-22)	20,795,828.00	-40.58%	Not Met
1st Subsequent Year (2022-23)	17,151,286.00	-17.53%	Not Met
2nd Subsequent Year (2023-24)	17,116,993.00	-0.20%	Met
Total Books and Supplies, and Services and Other Operating Expenditures (Criterion 6B)			
First Prior Year (2020-21)	27,377,665.00		
Budget Year (2021-22)	16,844,556.00	-38.47%	Not Met
1st Subsequent Year (2022-23)	15,893,335.00	-5.65%	Met
2nd Subsequent Year (2023-24)	15,803,071.00	-0.57%	Met

6D. Comparison of District Total Operating Revenues and Expenditures to the Standard Percentage Range

DATA ENTRY: Explanations are linked from Section 6B if the status in Section 6C is not met; no entry is allowed below.

1a. STANDARD NOT MET - Projected total operating revenues have changed by more than the standard in one or more of the budget or two subsequent fiscal years. Reasons for the projected change, descriptions of the methods and assumptions used in the projections, and what changes, if any, will be made to bring the projected operating revenues within the standard must be entered in Section 6A above and will also display in the explanation box below.

Explanation:
Federal Revenue
(linked from 6B
if NOT met)

The majority of this is due to receiving one-time LLMF funds in FY 2020-21, ESSER II-$3,637,893, ESSER I-$878,924, GEER-$403,890, CRF-$2,999,833. In FY 2021-22 we are planning on receiving $1,242,021 in ESSER III funds.

Explanation:
Other State Revenue
(linked from 6B
if NOT met)

The majority of this due to receiving one-time LLMF funds in FY 2021-21, Res 7420-$510,881, In-Person Instruction-$1,981,903, Expanded Learning Opportunities-$4,049,067, Expanded Learning Opportunities for Paraprofessionals-$417,452. In FY 2021-22 we have budgetded the projected carryover balance from In-person instruction-%1,843,017, STRS On-Behalf increased-$441,137, as well as decreases in CTEIG, ASES, Strong Workforce Program, Special Ed Mental Health.

Explanation:
Other Local Revenue
(linked from 6B
if NOT met)

The change from FY 2020-21 to FY 2021-22 is we do not budget for Donations of $782,102 & $250,288, we also are seeing a decrease in our AB602 funding of $1,141,777.

1b. STANDARD NOT MET - Projected total operating expenditures have changed by more than the standard in one or more of the budget or two subsequent fiscal years. Reasons for the projected change, descriptions of the methods and assumptions used in the projections, and what changes, if any, will be made to bring the projected operating expenditures within the standard must be entered in Section 6A above and will also display in the explanation box below.

Explanation:
Books and Supplies
(linked from 6B
if NOT met)

This decrease in 2021-22 is due to donation funds that match local revenue along with one-time funds in both federal and state. In FY 2022-23 is due to the removal of one-time funds from prior year.

Explanation:
Services and Other Exps
(linked from 6B
if NOT met)

Our rental/lease went down by $375,687, our 5800 went down by $1,189,531 and our subagreements went up by $454,263.

7. CRITERION: Facilities Maintenance

STANDARD: Confirm that the annual contribution for facilities maintenance funding is not less than the amount required pursuant to Education Code Section 17070.75, if applicable, and that the district is providing adequately to preserve the functionality of its facilities for their normal life in accordance with Education Code sections 52060(d)(1) and 17002(d)(1).

Determining the District's Compliance with the Contribution Requirement for EC Section 17070.75 - Ongoing and Major Maintenance/Restricted Maintenance Account (OMMA/RMA)

NOTE: EC Section 17070.75 requires the district to deposit into the account a minimum amount equal to or greater than three percent of the total general fund expenditures and other financing uses for that fiscal year. Per SB 98 and SB 820 of 2020, resources 3210, 3215, 3220, 5316, 7027, 7420, and 7690 are excluded from the total general fund expenditures calculation.

DATA ENTRY: Click the appropriate Yes or No button for special education local plan area (SELPA) administrative units (AUs); all other data are extracted or calculated. If standard is not met, enter an X in the appropriate box and enter an explanation, if applicable.

1. a. For districts that are the AU of a SELPA, do you choose to exclude revenues that are passed through to participating members of the SELPA from the OMMA/RMA required minimum contribution calculation? **No**

   b. Pass-through revenues and apportionments that may be excluded from the OMMA/RMA calculation per EC Section 17070.75(b)(2)(D) (Fund 10, resources 3300-3499, 6500-6540 and 6546, objects 7211-7213 and 7221-7223) **0.00**

2. Ongoing and Major Maintenance/Restricted Maintenance Account

a. Budgeted Expenditures and Other Financing Uses (Form 01, objects 1000-7999, exclude resources 3210, 3215, 3220, 5316, 7027, 7420, and 7690)	95,665,003.00			
b. Plus: Pass-through Revenues and Apportionments (Line 1b, if line 1a is No)	0.00	3% Required Minimum Contribution (Line 2c times 3%)	Budgeted Contribution[1] to the Ongoing and Major Maintenance Account	Status
c. Net Budgeted Expenditures and Other Financing Uses	95,665,003.00	2,869,950.09	2,707,678.00	Not Met

[1] Fund 01, Resource 8150, Objects 8900-8999

If standard is not met, enter an X in the box that best describes why the minimum required contribution was not made:

	Not applicable (district does not participate in the Leroy F. Greene School Facilities Act of 1998)
	Exempt (due to district's small size [EC Section 17070.75 (b)(2)(E)])
X	Other (explanation must be provided)

Explanation:
(required if NOT met and Other is marked)

The district realizes the amount is under the 3% and will budget the additional $162,272, it's listed as an assignment under reserves. $200,000 for HVAC and HEPA air filters of which $162,272 will be from RRMA.

8. CRITERION: Deficit Spending

STANDARD: Unrestricted deficit spending (total unrestricted expenditures and other financing uses is greater than total unrestricted revenues and other financing sources) as a percentage of total unrestricted expenditures and other financing uses, has not exceeded one-third of the district's available reserves[1] as a percentage of total expenditures and other financing uses[2] in two out of three prior fiscal years.

8A. Calculating the District's Deficit Spending Standard Percentage Levels

DATA ENTRY: All data are extracted or calculated.

	Third Prior Year (2018-19)	Second Prior Year (2019-20)	First Prior Year (2020-21)
1. District's Available Reserve Amounts (resources 0000-1999)			
a. Stabilization Arrangements (Funds 01 and 17, Object 9750)	0.00	0.00	0.00
b. Reserve for Economic Uncertainties (Funds 01 and 17, Object 9789)	2,719,244.46	2,785,069.27	3,113,734.00
c. Unassigned/Unappropriated (Funds 01 and 17, Object 9790)	1,507,087.86	6,367,491.81	3,121,480.60
d. Negative General Fund Ending Balances in Restricted Resources (Fund 01, Object 979Z, if negative, for each of resources 2000-9999)	(0.09)	(498,366.45)	(856,686.27)
e. Available Reserves (Lines 1a through 1d)	4,226,332.23	8,654,194.63	5,378,528.33
2. Expenditures and Other Financing Uses			
a. District's Total Expenditures and Other Financing Uses (Fund 01, objects 1000-7999)	90,641,481.99	92,835,642.42	103,791,136.00
b. Plus: Special Education Pass-through Funds (Fund 10, resources 3300-3499, 6500-6540 and 6546, objects 7211-7213 and 7221-7223)			0.00
c. Total Expenditures and Other Financing Uses (Line 2a plus Line 2b)	90,641,481.99	92,835,642.42	103,791,136.00
3. District's Available Reserve Percentage (Line 1e divided by Line 2c)	4.7%	9.3%	5.2%
District's Deficit Spending Standard Percentage Levels (Line 3 times 1/3):	**1.6%**	**3.1%**	**1.7%**

[1]Available reserves are the unrestricted amounts in the Stabilization Arrangement, Reserve for Economic Uncertainties, and Unassigned/Unappropriated accounts in the General Fund and the Special Reserve Fund for Other Than Capital Outlay Projects. Available reserves will be reduced by any negative ending balances in restricted resources in the General Fund.

[2]A school district that is the Administrative Unit of a Special Education Local Plan Area (SELPA) may exclude from its expenditures the distribution of funds to its participating members.

8B. Calculating the District's Deficit Spending Percentages

DATA ENTRY: All data are extracted or calculated.

Fiscal Year	Net Change in Unrestricted Fund Balance (Form 01, Section E)	Total Unrestricted Expenditures and Other Financing Uses (Form 01, Objects 1000-7999)	Deficit Spending Level (If Net Change in Unrestricted Fund Balance is negative, else N/A)	Status
Third Prior Year (2018-19)	3,355,980.96	59,414,979.59	N/A	Met
Second Prior Year (2019-20)	1,607,273.79	62,969,306.77	N/A	Met
First Prior Year (2020-21)	1,033,018.00	62,580,311.00	N/A	Met
Budget Year (2021-22) (Information only)	(1,238,294.00)	65,623,048.00		

8C. Comparison of District Deficit Spending to the Standard

DATA ENTRY: Enter an explanation if the standard is not met.

1a. STANDARD MET - Unrestricted deficit spending, if any, has not exceeded the standard percentage level in two or more of the three prior years.

Explanation:
(required if NOT met)

9. CRITERION: Fund Balance

STANDARD: Budgeted beginning unrestricted general fund balance has not been overestimated for two out of three prior fiscal years by more than the following percentage levels:

Percentage Level [1]	District ADA		
1.7%	0	to	300
1.3%	301	to	1,000
1.0%	1,001	to	30,000
0.7%	30,001	to	400,000
0.3%	400,001	and	over

[1] Percentage levels equate to a rate of deficit spending which would eliminate recommended reserves for economic uncertainties over a three year period.

District Estimated P-2 ADA (Form A, Lines A6 and C4): 5,868

District's Fund Balance Standard Percentage Level: 1.0%

9A. Calculating the District's Unrestricted General Fund Beginning Balance Percentages

DATA ENTRY: Enter data in the Original Budget column for the First, Second, and Third Prior Years; all other data are extracted or calculated.

Fiscal Year	Unrestricted General Fund Beginning Balance [2] (Form 01, Line F1e, Unrestricted Column) Original Budget	Estimated/Unaudited Actuals	Beginning Fund Balance Variance Level (If overestimated, else N/A)	Status
Third Prior Year (2018-19)	8,180,733.06	11,163,655.51	N/A	Met
Second Prior Year (2019-20)	13,790,765.22	14,519,636.47	N/A	Met
First Prior Year (2020-21)	14,915,568.47	16,126,910.26	N/A	Met
Budget Year (2021-22) (Information only)	17,159,928.26			

[2] Adjusted beginning balance, including audit adjustments and other restatements (objects 9791-9795)

9B. Comparison of District Unrestricted Beginning Fund Balance to the Standard

DATA ENTRY: Enter an explanation if the standard is not met.

1a. STANDARD MET - Unrestricted general fund beginning fund balance has not been overestimated by more than the standard percentage level for two or more of the previous three years.

Explanation:
(required if NOT met)

10. CRITERION: Reserves

STANDARD: Available reserves[1] for any of the budget year or two subsequent fiscal years are not less than the following percentages or amounts[2] as applied to total expenditures and other financing uses[3]:

DATA ENTRY: Budget Year data are extracted. If Form MYP exists, 1st and 2nd Subsequent Year data will be extracted. If not, enter district regular ADA and charter school ADA corresponding to financial data reported in the General Fund, only, for the two subsequent years.

Percentage Level	District ADA		
5% or $71,000 (greater of)	0	to	300
4% or $71,000 (greater of)	301	to	1,000
3%	1,001	to	30,000
2%	30,001	to	400,000
1%	400,001	and	over

[1] Available reserves are the unrestricted amounts in the Stabilization Arrangements, Reserve for Economic Uncertainties, and Unassigned/Unappropriated accounts in the General Fund and the Special Reserve Fund for Other Than Capital Outlay Projects. Available reserves will be reduced by any negative ending balances in restricted resources in the General Fund.

[2] Dollar amounts to be adjusted annually by the prior year statutory cost-of-living adjustment, as referenced in Education Code Section 42238.02, rounded to the nearest thousand.

[3] A school district that is the Administrative Unit (AU) of a Special Education Local Plan Area (SELPA) may exclude from its expenditures the distribution of funds to its participating members.

	Budget Year (2021-22)	1st Subsequent Year (2022-23)	2nd Subsequent Year (2023-24)
District Estimated P-2 ADA (Budget Year, Form A, Lines A4 and C4. Subsequent Years, Form MYP, Line F2, if available.)	5,827	5,657	5,593
District's Reserve Standard Percentage Level:	**3%**	**3%**	**3%**

10A. Calculating the District's Special Education Pass-through Exclusions (only for districts that serve as the AU of a SELPA)

DATA ENTRY: For SELPA AUs, if Form MYP exists, all data will be extracted including the Yes/No button selection. If not, click the appropriate Yes or No button for item 1 and, if Yes, enter data for item 2a and for the two subsequent years in item 2b; Budget Year data are extracted.

For districts that serve as the AU of a SELPA (Form MYP, Lines F1a, F1b1, and F1b2):

1. Do you choose to exclude from the reserve calculation the pass-through funds distributed to SELPA members? Yes
2. If you are the SELPA AU and are excluding special education pass-through funds:
   a. Enter the name(s) of the SELPA(s):

	Budget Year (2021-22)	1st Subsequent Year (2022-23)	2nd Subsequent Year (2023-24)
b. Special Education Pass-through Funds (Fund 10, resources 3300-3499, 6500-6540 and 6546, objects 7211-7213 and 7221-7223)	0.00	0.00	0.00

10B. Calculating the District's Reserve Standard

DATA ENTRY: If Form MYP exists, 1st and 2nd Subsequent Year data for lines 1 and 2 will be extracted; if not, enter data for the two subsequent years. All other data are extracted or calculated.

	Budget Year (2021-22)	1st Subsequent Year (2022-23)	2nd Subsequent Year (2023-24)
1. Expenditures and Other Financing Uses (Fund 01, objects 1000-7999) (Form MYP, Line B11)	99,865,927.00	96,807,768.00	98,348,463.00
2. Plus: Special Education Pass-through (Criterion 10A, Line 2b, if Criterion 10A, Line 1 is No)			
3. Total Expenditures and Other Financing Uses (Line B1 plus Line B2)	99,865,927.00	96,807,768.00	98,348,463.00
4. Reserve Standard Percentage Level	3%	3%	3%
5. Reserve Standard - by Percent (Line B3 times Line B4)	2,995,977.81	2,904,233.04	2,950,453.89
6. Reserve Standard - by Amount ($71,000 for districts with 0 to 1,000 ADA, else 0)	0.00	0.00	0.00
7. **District's Reserve Standard (Greater of Line B5 or Line B6)**	**2,995,977.81**	**2,904,233.04**	**2,950,453.89**

10C. Calculating the District's Budgeted Reserve Amount

DATA ENTRY: If Form MYP exists, 1st and 2nd Subsequent Year data for lines 1 through 7 will be extracted; if not, enter data for the two subsequent years.
All other data are extracted or calculated.

Reserve Amounts (Unrestricted resources 0000-1999 except Line 4):	Budget Year (2021-22)	1st Subsequent Year (2022-23)	2nd Subsequent Year (2023-24)
1. General Fund - Stabilization Arrangements (Fund 01, Object 9750) (Form MYP, Line E1a)	0.00		
2. General Fund - Reserve for Economic Uncertainties (Fund 01, Object 9789) (Form MYP, Line E1b)	2,995,978.00	2,904,233.00	2,950,454.00
3. General Fund - Unassigned/Unappropriated Amount (Fund 01, Object 9790) (Form MYP, Line E1c)	1,786,161.26	2,527,907.26	2,481,687.26
4. General Fund - Negative Ending Balances in Restricted Resources (Fund 01, Object 979Z, if negative, for each of resources 2000-9999) (Form MYP, Line E1d)	(893,305.27)	0.00	0.00
5. Special Reserve Fund - Stabilization Arrangements (Fund 17, Object 9750) (Form MYP, Line E2a)	0.00		
6. Special Reserve Fund - Reserve for Economic Uncertainties (Fund 17, Object 9789) (Form MYP, Line E2b)	0.00		
7. Special Reserve Fund - Unassigned/Unappropriated Amount (Fund 17, Object 9790) (Form MYP, Line E2c)	0.00		
8. District's Budgeted Reserve Amount (Lines C1 thru C7)	3,888,833.99	5,432,140.26	5,432,141.26
9. District's Budgeted Reserve Percentage (Information only) (Line 8 divided by Section 10B, Line 3)	3.89%	5.61%	5.52%
District's Reserve Standard (Section 10B, Line 7):	**2,995,977.81**	**2,904,233.04**	**2,950,453.89**
Status:	Met	Met	Met

10D. Comparison of District Reserve Amount to the Standard

DATA ENTRY: Enter an explanation if the standard is not met.

1a. STANDARD MET - Projected available reserves have met the standard for the budget and two subsequent fiscal years.

Explanation:
(required if NOT met)

SUPPLEMENTAL INFORMATION

DATA ENTRY: Click the appropriate Yes or No button for items S1 through S4. Enter an explanation for each Yes answer.

S1. Contingent Liabilities

1a. Does your district have any known or contingent liabilities (e.g., financial or program audits, litigation, state compliance reviews) that may impact the budget? **No**

1b. If Yes, identify the liabilities and how they may impact the budget:

S2. Use of One-time Revenues for Ongoing Expenditures

1a. Does your district have ongoing general fund expenditures in the budget in excess of one percent of the total general fund expenditures that are funded with one-time resources? **Yes**

1b. If Yes, identify the expenditures and explain how the one-time resources will be replaced to continue funding the ongoing expenditures in the following fiscal years:

We are using our one-time Learning Loss Mitigation funds to support our intervention programs and address learning loss from the different funds that cross fiscal years. When one resource ends we will start using the next resource in the secondar year and then the final resource in our third year out.

S3. Use of Ongoing Revenues for One-time Expenditures

1a. Does your district have large non-recurring general fund expenditures that are funded with ongoing general fund revenues? **No**

1b. If Yes, identify the expenditures:

S4. Contingent Revenues

1a. Does your district have projected revenues for the budget year or either of the two subsequent fiscal years contingent on reauthorization by the local government, special legislation, or other definitive act (e.g., parcel taxes, forest reserves)? **No**

1b. If Yes, identify any of these revenues that are dedicated for ongoing expenses and explain how the revenues will be replaced or expenditures reduced:

S5. Contributions

Identify projected contributions from unrestricted resources in the general fund to restricted resources in the general fund for the budget year and two subsequent fiscal years. Provide an explanation if contributions have changed from the prior fiscal year amounts by more than $20,000 and more than ten percent. Explanation should include whether contributions are ongoing or one-time in nature.

Identify projected transfers to or from the general fund to cover operating deficits in either the general fund or any other fund for the budget year and two subsequent fiscal years. Provide an explanation if transfers have changed from the prior fiscal year amounts by more than $20,000 and more than ten percent. Explanation should include whether transfers are ongoing or one-time in nature.

Estimate the impact of any capital projects on the general fund operational budget.

District's Contributions and Transfers Standard: **-10.0% to +10.0% or -$20,000 to +$20,000**

S5A. Identification of the District's Projected Contributions, Transfers, and Capital Projects that may Impact the General Fund

DATA ENTRY: For Contributions, enter data in the Projection column for the 1st and 2nd Subsequent Years. Contributions for the First Prior Year and Budget Year data will be extracted. For Transfers In and Transfers Out, the First Prior Year and Budget Year data will be extracted. If Form MYP exists, the data will be extracted for the 1st and 2nd Subsequent Years. If Form MYP does not exist, enter data for the 1st and 2nd Subsequent Years. Click the appropriate button for 1d. All other data are extracted or calculated.

Description / Fiscal Year	Projection	Amount of Change	Percent Change	Status
1a. **Contributions, Unrestricted General Fund (Fund 01, Resources 0000-1999, Object 8980)**				
First Prior Year (2020-21)	(17,217,473.00)			
Budget Year (2021-22)	(19,040,844.00)	1,823,371.00	10.6%	Not Met
1st Subsequent Year (2022-23)	(20,050,781.00)	1,009,937.00	5.3%	Met
2nd Subsequent Year (2023-24)	(20,454,241.00)	403,460.00	2.0%	Met
1b. **Transfers In, General Fund ***				
First Prior Year (2020-21)	2,500,000.00			
Budget Year (2021-22)	2,500,000.00	0.00	0.0%	Met
1st Subsequent Year (2022-23)	2,500,000.00	0.00	0.0%	Met
2nd Subsequent Year (2023-24)	2,500,000.00	0.00	0.0%	Met
1c. **Transfers Out, General Fund ***				
First Prior Year (2020-21)	719,537.00			
Budget Year (2021-22)	300,000.00	(419,537.00)	-58.3%	Not Met
1st Subsequent Year (2022-23)	300,000.00	0.00	0.0%	Met
2nd Subsequent Year (2023-24)	300,000.00	0.00	0.0%	Met

1d. **Impact of Capital Projects**
Do you have any capital projects that may impact the general fund operational budget? No

* Include transfers used to cover operating deficits in either the general fund or any other fund.

S5B. Status of the District's Projected Contributions, Transfers, and Capital Projects

DATA ENTRY: Enter an explanation if Not Met for items 1a-1c or if Yes for item 1d.

1a. NOT MET - The projected contributions from the unrestricted general fund to restricted general fund programs have changed by more than the standard for one or more of the budget or subsequent two fiscal years. Identify restricted programs and amount of contribution for each program and whether contributions are ongoing or one-time in nature. Explain the district's plan, with timeframes, for reducing or eliminating the contribution.

Explanation:
(required if NOT met)

In FY 2021-22 are Special Ed contributions are increasing by $2,022,633, this is due receiving more revenue in FY 2020-21 and we also had lower contract services due to COVID-19 pandemic.

1b. MET - Projected transfers in have not changed by more than the standard for the budget and two subsequent fiscal years.

Explanation:
(required if NOT met)

1c. NOT MET - The projected transfers out of the general fund have changed by more than the standard for one or more of the budget or subsequent two fiscal years. Identify the amount(s) transferred, by fund, and whether transfers are ongoing or one-time in nature. If ongoing, explain the district's plan, with timeframes, for reducing or eliminating the transfers.

Explanation:
(required if NOT met)

In FY 2020-21 we are having to increase our contribution to the Cafeteria fund due to extended Federal and State waivers to serve/feed students.

1d. NO - There are no capital projects that may impact the general fund operational budget.

Project Information:
(required if YES)

S6. Long-term Commitments

Identify all existing and new multiyear commitments[1] and their annual required payments for the budget year and two subsequent fiscal years.

Explain how any increase in annual payments will be funded. Also explain how any decrease to funding sources used to pay long-term commitments will be replaced.

[1] Include multiyear commitments, multiyear debt agreements, and new programs or contracts that result in long-term obligations.

S6A. Identification of the District's Long-term Commitments

DATA ENTRY: Click the appropriate button in item 1 and enter data in all columns of item 2 for applicable long-term commitments; there are no extractions in this section.

1. Does your district have long-term (multiyear) commitments? (If No, skip item 2 and Sections S6B and S6C) — Yes

2. If Yes to item 1, list all new and existing multiyear commitments and required annual debt service amounts. Do not include long-term commitments for postemployment benefits other than pensions (OPEB); OPEB is disclosed in item S7A.

Type of Commitment	# of Years Remaining	SACS Fund and Object Codes Used For: Funding Sources (Revenues)	Debt Service (Expenditures)	Principal Balance as of July 1, 2021
Leases				
Certificates of Participation	6	RDA Passthrough	Fund 56 Objects 7438/7439	860,000
General Obligation Bonds	Multiple	Property Taxes	Fund 51 Objects 7438/7439	171,199,434
Supp Early Retirement Program				
State School Building Loans				
Compensated Absences				

Other Long-term Commitments (do not include OPEB):

TOTAL:				172,059,434

Type of Commitment (continued)	Prior Year (2020-21) Annual Payment (P & I)	Budget Year (2021-22) Annual Payment (P & I)	1st Subsequent Year (2022-23) Annual Payment (P & I)	2nd Subsequent Year (2023-24) Annual Payment (P & I)
Leases				
Certificates of Participation	208,800	199,756	190,502	181,038
General Obligation Bonds	16,051,470	14,879,488	14,420,112	12,207,575
Supp Early Retirement Program				
State School Building Loans				
Compensated Absences				

Other Long-term Commitments (continued):

Total Annual Payments:	16,260,270	15,079,244	14,610,614	12,388,613
Has total annual payment increased over prior year (2020-21)?		**No**	**No**	**No**

S6B. Comparison of the District's Annual Payments to Prior Year Annual Payment

DATA ENTRY: Enter an explanation if Yes.

1a. No - Annual payments for long-term commitments have not increased in one or more of the budget and two subsequent fiscal years.

Explanation:
(required if Yes to increase in total annual payments)

S6C. Identification of Decreases to Funding Sources Used to Pay Long-term Commitments

DATA ENTRY: Click the appropriate Yes or No button in item 1; if Yes, an explanation is required in item 2.

1. Will funding sources used to pay long-term commitments decrease or expire prior to the end of the commitment period, or are they one-time sources?

No

2. No - Funding sources will not decrease or expire prior to the end of the commitment period, and one-time funds are not being used for long-term commitment annual payments.

Explanation:
(required if Yes)

S7. Unfunded Liabilities

Estimate the unfunded liability for postemployment benefits other than pensions (OPEB) based on an actuarial valuation, if required, or other method; identify or estimate the actuarially determined contribution (if available); and indicate how the obligation is funded (pay-as-you-go, amortized over a specific period, etc.).

Estimate the unfunded liability for self-insurance programs such as workers' compensation based on an actuarial valuation, if required, or other method; identify or estimate the required contribution; and indicate how the obligation is funded (level of risk retained, funding approach, etc.).

S7A. Identification of the District's Estimated Unfunded Liability for Postemployment Benefits Other than Pensions (OPEB)

DATA ENTRY: Click the appropriate button in item 1 and enter data in all other applicable items; there are no extractions in this section except the budget year data on line 5b.

1. Does your district provide postemployment benefits other than pensions (OPEB)? (If No, skip items 2-5): Yes

2. For the district's OPEB:
   a. Are they lifetime benefits? No
   b. Do benefits continue past age 65? No
   c. Describe any other characteristics of the district's OPEB program including eligibility criteria and amounts, if any, that retirees are required to contribute toward their own benefits:

3. a. Are OPEB financed on a pay-as-you-go, actuarial cost, or other method? Pay-as-you-go
   b. Indicate any accumulated amounts earmarked for OPEB in a self-insurance or governmental fund

Self-Insurance Fund	Governmental Fund
0	0

4. OPEB Liabilities

a. Total OPEB liability	16,897,030.00
b. OPEB plan(s) fiduciary net position (if applicable)	
c. Total/Net OPEB liability (Line 4a minus Line 4b)	16,897,030.00
d. Is total OPEB liability based on the district's estimate or an actuarial valuation?	Actuarial
e. If based on an actuarial valuation, indicate the measurement date of the OPEB valuation	Jul 01, 2019

5. OPEB Contributions

	Budget Year (2021-22)	1st Subsequent Year (2022-23)	2nd Subsequent Year (2023-24)
a. OPEB actuarially determined contribution (ADC), if available, per actuarial valuation or Alternative Measurement Method	1,330,724.00	1,330,724.00	1,330,724.00
b. OPEB amount contributed (for this purpose, include premiums paid to a self-insurance fund) (funds 01-70, objects 3701-3752)	751,867.00	776,670.00	802,318.00
c. Cost of OPEB benefits (equivalent of "pay-as-you-go" amount)	607,004.00	573,965.00	604,758.00
d. Number of retirees receiving OPEB benefits	59	59	59

S7B. Identification of the District's Unfunded Liability for Self-Insurance Programs

DATA ENTRY: Click the appropriate button in item 1 and enter data in all other applicable items; there are no extractions in this section.

1. Does your district operate any self-insurance programs such as workers' compensation, employee health and welfare, or property and liability? (Do not include OPEB, which is covered in Section S7A) (If No, skip items 2-4) — No

2. Describe each self-insurance program operated by the district, including details for each such as level of risk retained, funding approach, basis for valuation (district's estimate or actuarial), and date of the valuation:

3. Self-Insurance Liabilities
   a. Accrued liability for self-insurance programs
   b. Unfunded liability for self-insurance programs

4. Self-Insurance Contributions

	Budget Year (2021-22)	1st Subsequent Year (2022-23)	2nd Subsequent Year (2023-24)
a. Required contribution (funding) for self-insurance programs			
b. Amount contributed (funded) for self-insurance programs			

S8. Status of Labor Agreements

Analyze the status of all employee labor agreements. Identify new labor agreements, as well as new commitments provided as part of previously ratified multiyear agreements; and include all contracts, including all administrator contracts (and including all compensation). For new agreements, indicate the date of the required board meeting. Compare the increase in new commitments to the projected increase in ongoing revenues, and explain how these commitments will be funded in future fiscal years.

If salary and benefit negotiations are not finalized at budget adoption, upon settlement with certificated or classified staff:
The school district must determine the cost of the settlement, including salaries, benefits, and any other agreements that change costs, and provide the county office of education (COE) with an analysis of the cost of the settlement and its impact on the operating budget.

The county superintendent shall review the analysis relative to the criteria and standards, and may provide written comments to the president of the district governing board and superintendent.

S8A. Cost Analysis of District's Labor Agreements - Certificated (Non-management) Employees

DATA ENTRY: Enter all applicable data items; there are no extractions in this section.

	Prior Year (2nd Interim) (2020-21)	Budget Year (2021-22)	1st Subsequent Year (2022-23)	2nd Subsequent Year (2023-24)
Number of certificated (non-management) full-time-equivalent (FTE) positions	389.7	387.7	387.7	387.7

Certificated (Non-management) Salary and Benefit Negotiations

1. Are salary and benefit negotiations settled for the budget year? Yes

If Yes, and the corresponding public disclosure documents have been filed with the COE, complete questions 2 and 3.

If Yes, and the corresponding public disclosure documents have not been filed with the COE, complete questions 2-5.

If No, identify the unsettled negotiations including any prior year unsettled negotiations and then complete questions 6 and 7.

Negotiations Settled

2a. Per Government Code Section 3547.5(a), date of public disclosure board meeting: May 05, 2021

2b. Per Government Code Section 3547.5(b), was the agreement certified by the district superintendent and chief business official? Yes
If Yes, date of Superintendent and CBO certification: Apr 28, 2021

3. Per Government Code Section 3547.5(c), was a budget revision adopted to meet the costs of the agreement? Yes
If Yes, date of budget revision board adoption: Jun 02, 2021

4. Period covered by the agreement: Begin Date: Jul 01, 2020 End Date: Jun 30, 2022

5. Salary settlement:

	Budget Year (2021-22)	1st Subsequent Year (2022-23)	2nd Subsequent Year (2023-24)
Is the cost of salary settlement included in the budget and multiyear projections (MYPs)?			
One Year Agreement			
Total cost of salary settlement			
% change in salary schedule from prior year			
or			
Multiyear Agreement			
Total cost of salary settlement			
% change in salary schedule from prior year (may enter text, such as "Reopener")			

Identify the source of funding that will be used to support multiyear salary commitments:

Negotiations Not Settled

6. Cost of a one percent increase in salary and statutory benefits

	Budget Year (2021-22)	1st Subsequent Year (2022-23)	2nd Subsequent Year (2023-24)
7. Amount included for any tentative salary schedule increases	0	0	0

Certificated (Non-management) Health and Welfare (H&W) Benefits	Budget Year (2021-22)	1st Subsequent Year (2022-23)	2nd Subsequent Year (2023-24)
1. Are costs of H&W benefit changes included in the budget and MYPs?	Yes	Yes	Yes
2. Total cost of H&W benefits			
3. Percent of H&W cost paid by employer	varies	varies	varies
4. Percent projected change in H&W cost over prior year	4.0%	4.0%	4.0%

Certificated (Non-management) Prior Year Settlements

Are any new costs from prior year settlements included in the budget? No

If Yes, amount of new costs included in the budget and MYPs

If Yes, explain the nature of the new costs:

Certificated (Non-management) Step and Column Adjustments	Budget Year (2021-22)	1st Subsequent Year (2022-23)	2nd Subsequent Year (2023-24)
1. Are step & column adjustments included in the budget and MYPs?	Yes	Yes	Yes
2. Cost of step & column adjustments	484,442	473,262	480,361
3. Percent change in step & column over prior year	1.5%	1.5%	1.5%

Certificated (Non-management) Attrition (layoffs and retirements)	Budget Year (2021-22)	1st Subsequent Year (2022-23)	2nd Subsequent Year (2023-24)
1. Are savings from attrition included in the budget and MYPs?	Yes	Yes	Yes
2. Are additional H&W benefits for those laid-off or retired employees included in the budget and MYPs?	Yes	Yes	Yes

Certificated (Non-management) - Other

List other significant contract changes and the cost impact of each change (i.e., class size, hours of employment, leave of absence, bonuses, etc.):

S8B. Cost Analysis of District's Labor Agreements - Classified (Non-management) Employees

DATA ENTRY: Enter all applicable data items; there are no extractions in this section.

	Prior Year (2nd Interim) (2020-21)	Budget Year (2021-22)	1st Subsequent Year (2022-23)	2nd Subsequent Year (2023-24)
Number of classified (non-management) FTE positions	242.7	252.4	252.4	252.4

Classified (Non-management) Salary and Benefit Negotiations

1. Are salary and benefit negotiations settled for the budget year? Yes

If Yes, and the corresponding public disclosure documents have been filed with the COE, complete questions 2 and 3.

If Yes, and the corresponding public disclosure documents have not been filed with the COE, complete questions 2-5.

If No, identify the unsettled negotiations including any prior year unsettled negotiations and then complete questions 6 and 7.

Negotiations Settled

2a. Per Government Code Section 3547.5(a), date of public disclosure board meeting: Jun 02, 2021

2b. Per Government Code Section 3547.5(b), was the agreement certified by the district superintendent and chief business official? Yes

If Yes, date of Superintendent and CBO certification: May 24, 2021

3. Per Government Code Section 3547.5(c), was a budget revision adopted to meet the costs of the agreement? No

If Yes, date of budget revision board adoption:

4. Period covered by the agreement: Begin Date: Jul 01, 2020 End Date: Jun 30, 2022

5. Salary settlement:

	Budget Year (2021-22)	1st Subsequent Year (2022-23)	2nd Subsequent Year (2023-24)
Is the cost of salary settlement included in the budget and multiyear projections (MYPs)?			
One Year Agreement			
Total cost of salary settlement			
% change in salary schedule from prior year			
or			
Multiyear Agreement			
Total cost of salary settlement			
% change in salary schedule from prior year (may enter text, such as "Reopener")			

Identify the source of funding that will be used to support multiyear salary commitments:

Negotiations Not Settled

6. Cost of a one percent increase in salary and statutory benefits

	Budget Year (2021-22)	1st Subsequent Year (2022-23)	2nd Subsequent Year (2023-24)
7. Amount included for any tentative salary schedule increases	0	0	0

Classified (Non-management) Health and Welfare (H&W) Benefits	Budget Year (2021-22)	1st Subsequent Year (2022-23)	2nd Subsequent Year (2023-24)
1. Are costs of H&W benefit changes included in the budget and MYPs?	Yes	Yes	Yes
2. Total cost of H&W benefits			
3. Percent of H&W cost paid by employer			
4. Percent projected change in H&W cost over prior year	4.0%	4.0%	4.0%

Classified (Non-management) Prior Year Settlements

Are any new costs from prior year settlements included in the budget? No

If Yes, amount of new costs included in the budget and MYPs

If Yes, explain the nature of the new costs:

Classified (Non-management) Step and Column Adjustments	Budget Year (2021-22)	1st Subsequent Year (2022-23)	2nd Subsequent Year (2023-24)
1. Are step & column adjustments included in the budget and MYPs?	Yes	Yes	Yes
2. Cost of step & column adjustments	223,786	161,822	165,058
3. Percent change in step & column over prior year	2.0%	2.0%	2.0%

Classified (Non-management) Attrition (layoffs and retirements)	Budget Year (2021-22)	1st Subsequent Year (2022-23)	2nd Subsequent Year (2023-24)
1. Are savings from attrition included in the budget and MYPs?	Yes	Yes	Yes
2. Are additional H&W benefits for those laid-off or retired employees included in the budget and MYPs?	Yes	Yes	Yes

Classified (Non-management) - Other

List other significant contract changes and the cost impact of each change (i.e., hours of employment, leave of absence, bonuses, etc.):

S8C. Cost Analysis of District's Labor Agreements - Management/Supervisor/Confidential Employees

DATA ENTRY: Enter all applicable data items; there are no extractions in this section.

	Prior Year (2nd Interim) (2020-21)	Budget Year (2021-22)	1st Subsequent Year (2022-23)	2nd Subsequent Year (2023-24)
Number of management, supervisor, and confidential FTE positions	44.9	45.9	45.9	45.9

Management/Supervisor/Confidential
Salary and Benefit Negotiations

1. Are salary and benefit negotiations settled for the budget year? Yes

If Yes, complete question 2.

If No, identify the unsettled negotiations including any prior year unsettled negotiations and then complete questions 3 and 4.

If n/a, skip the remainder of Section S8C.

Negotiations Settled

2. Salary settlement:

	Budget Year (2021-22)	1st Subsequent Year (2022-23)	2nd Subsequent Year (2023-24)
Is the cost of salary settlement included in the budget and multiyear projections (MYPs)?	Yes	Yes	Yes
Total cost of salary settlement	111,639	84,774	86,168
% change in salary schedule from prior year (may enter text, such as "Reopener")	2.0%	2.0%	2.0%

Negotiations Not Settled

3. Cost of a one percent increase in salary and statutory benefits

	Budget Year (2021-22)	1st Subsequent Year (2022-23)	2nd Subsequent Year (2023-24)
4. Amount included for any tentative salary schedule increases	0	0	0

Management/Supervisor/Confidential Health and Welfare (H&W) Benefits	Budget Year (2021-22)	1st Subsequent Year (2022-23)	2nd Subsequent Year (2023-24)
1. Are costs of H&W benefit changes included in the budget and MYPs?	Yes	Yes	Yes
2. Total cost of H&W benefits			
3. Percent of H&W cost paid by employer	varies	varies	varies
4. Percent projected change in H&W cost over prior year	4.0%	4.0%	4.0%

Management/Supervisor/Confidential Step and Column Adjustments	Budget Year (2021-22)	1st Subsequent Year (2022-23)	2nd Subsequent Year (2023-24)
1. Are step & column adjustments included in the budget and MYPs?	Yes	Yes	Yes
2. Cost of step and column adjustments	49,291	55,390	56,309
3. Percent change in step & column over prior year	1.5% Cert/2% Class	1.5% Cert/2% Class	1.5% Cert/2% Class

Management/Supervisor/Confidential Other Benefits (mileage, bonuses, etc.)	Budget Year (2021-22)	1st Subsequent Year (2022-23)	2nd Subsequent Year (2023-24)
1. Are costs of other benefits included in the budget and MYPs?	Yes	Yes	Yes
2. Total cost of other benefits			
3. Percent change in cost of other benefits over prior year			

10171042

S9. Local Control and Accountability Plan (LCAP)

Confirm that the school district's governing board has adopted an LCAP or an update to the LCAP effective for the budget year.

DATA ENTRY: Click the appropriate Yes or No button in item 1, and enter the date in item 2.

1. Did or will the school district's governing board adopt an LCAP or an update to the LCAP effective for the budget year?	Yes
2. Adoption date of the LCAP or an update to the LCAP.	Jun 16, 2021

S10. LCAP Expenditures

Confirm that the school district's budget includes the expenditures necessary to implement the LCAP or annual update to the LCAP.

DATA ENTRY: Click the appropriate Yes or No button.

Does the school district's budget include the expenditures necessary to implement the LCAP or annual update to the LCAP as described in the Local Control and Accountability Plan and Annual Update Template?	Yes

ADDITIONAL FISCAL INDICATORS

The following fiscal indicators are designed to provide additional data for reviewing agencies. A "Yes" answer to any single indicator does not necessarily suggest a cause for concern, but may alert the reviewing agency to the need for additional review.

DATA ENTRY: Click the appropriate Yes or No button for items A1 through A9 except item A3, which is automatically completed based on data in Criterion 2.

A1.	Do cash flow projections show that the district will end the budget year with a negative cash balance in the general fund?	No
A2.	Is the system of personnel position control independent from the payroll system?	No
A3.	Is enrollment decreasing in both the prior fiscal year and budget year? (Data from the enrollment budget column and actual column of Criterion 2A are used to determine Yes or No)	Yes
A4.	Are new charter schools operating in district boundaries that impact the district's enrollment, either in the prior fiscal year or budget year?	No
A5.	Has the district entered into a bargaining agreement where any of the budget or subsequent years of the agreement would result in salary increases that are expected to exceed the projected state funded cost-of-living adjustment?	No
A6.	Does the district provide uncapped (100% employer paid) health benefits for current or retired employees?	No
A7.	Is the district's financial system independent of the county office system?	No
A8.	Does the district have any reports that indicate fiscal distress pursuant to Education Code Section 42127.6(a)? (If Yes, provide copies to the county office of education)	No
A9.	Have there been personnel changes in the superintendent or chief business official positions within the last 12 months?	No

When providing comments for additional fiscal indicators, please include the item number applicable to each comment.

Comments:
(optional)

A3-The district is seeing declining enrollment in both districts.

End of School District Budget Criteria and Standards Review

SANTA CRUZ CITY SCHOOL DISTRICT

AGENDA ITEM: Resolution No. 39-20-21: Education Protection Account Spending Plan for 2021-22

MEETING DATE: June 16, 2021

FROM: Jim Monreal, Assistant Superintendent, Business Services

THROUGH: Kris Munro, Superintendent

RECOMMENDATION:
Approve the annual Resolution: 39-20-21, regarding the Education Protection Account Spending Plan for 2021-22.

BACKGROUND:
On November 7, 2012, California voters approved Proposition 30. It was renewed as Proposition 55 in 2016. The language in Proposition 30, the Schools and Local Public Safety Protection Act of 2012, requires that the State Controller transfer funds into the Education Protection Act (EPA) during the last ten days of each quarter, with a true-up in the last quarter of each year. This means that the funds are available for distribution to the District during the last ten days of September, December, March, and June of each year from 2013-14 through 2029-30, after which the taxes expire in December, 2030.

At the beginning of each year, the Department of Finance is to estimate the amount that will be transferred into the EPA. This is the amount by which the total revenue limit entitlement after deficit is reduced for each district. Thus, the EPA funds are not 'new revenue' but rather an account established to account for the estimated cash received by Propositions 30 and 55.

Pursuant to Article XIII, Section 36 of the California Constitution, the District is required to determine how monies received from the Education Protection Account (EPA) are spent, provided that the governing board makes the spending determinations in an open session of a public meeting. The language in the constitutional amendment requires that funds shall not be used for the salaries and benefits of administrators or any other administrative costs.

FISCAL IMPACT:
For 2021-22, the total (elementary and secondary) cash from EPA is estimated to be $1,221,196.
The EPA cash will be used to finance the 2021-22 teacher salaries and benefits.

AGENDA ITEM: 8.5.2.2.

This work is in direct support of the following District goals and their corresponding metrics.

Goal #5: SCCS will maintain a balanced budget and efficient and effective management.

RESOLUTION NO. 39-20-21

RESOLUTION OF THE BOARD OF EDUCATION OF THE SANTA CRUZ CITY SCHOOLS REGARDING THE EDUCATION PROTECTION ACCOUNT – 2020-21

WHEREAS, the voters approved Proposition 30 on November 6, 2012 and Proposition 55 on November 8, 2016;

WHEREAS, Proposition 55 extended the terms of Proposition 30 through 2030;

WHEREAS, Proposition 30 added Article XIII, Section 36 to the California Constitution effective November 7, 2012;

WHEREAS, the provisions of Article XIII, Section 36(e) create in the state General Fund an Education Protection Account to receive and disburse the revenues derived from the incremental increases in taxes imposed by Article XIII, Section 36(f);

WHEREAS, before June 30th of each year, the Director of Finance shall estimate the total amount of additional revenues, less refunds that will be derived from the incremental increases in tax rates made pursuant to Article XIII, Section 36(f) that will be available for transfer into the Education Protection Account during the next fiscal year;

WHEREAS, if the sum determined by the State Controller is positive, the State Controller shall transfer the amount calculated into the Education Protection Account within ten days preceding the end of the fiscal year;

WHEREAS, all monies in the Education Protection Account are hereby continuously appropriated for the support of school districts, county offices of education, charter schools and community college districts;

WHEREAS, monies deposited in the Education Protection Account shall not be used to pay any costs incurred by the Legislature, the Governor or any agency of state government;

WHEREAS, a community college district, county office of education, school district, or charter school shall have the sole authority to determine how the monies received from the Education Protection Account are spent in the school or schools within its jurisdiction;

WHEREAS, the governing board of the district shall make the spending determinations with respect to monies received from the Education Protection Account in open session of a public meeting of the governing board;

WHEREAS, the monies received from the Education Protection Account shall not be used for salaries or benefits for administrators or any other administrative cost;

WHEREAS, each community college district, county office of education, school district and charter school shall annually publish on its Internet website an accounting of how much money was received from the Education Protection Account and how that money was spent;

WHEREAS, the annual independent financial and compliance audit required of community college districts, county offices of education, school districts and charter schools shall ascertain and verify whether the funds provided from the Education Protection Account have been properly disbursed and expended as required by Article XIII, Section 36 of the California Constitution;

WHEREAS, expenses incurred by community college districts, county offices of education, school districts and charter schools to comply with the additional audit requirements of Article XIII, Section 36 may be paid with funding from the Education Protection Act and shall not be considered administrative costs for purposes of Article XIII, Section 36.

NOW, THEREFORE, be it resolved, determined and ordered by the Board of Education of the Santa Cruz City Schools as follows:

1. The monies received from the Education Protection Account shall be spent as required by Article XIII, Section 36 and the spending determinations on how the money will be spent shall be made in open session of a public meeting of the governing board of Santa Cruz City Schools;

2. In compliance with Article XIII, Section 36(e), with the California Constitution, the governing board of the Santa Cruz City Schools has determined to spend the monies received from the Education Protection Act on current certificated teacher salaries and benefits.

PASSED AND ADOPTED this day, June 16, 2021, by the following vote:

AYES:

NOES:

ABSTAIN:

ABSENT:

APPROVED:

_____
President of the Board of Education of the
Santa Cruz City Schools

Attest:

_____
Clerk of the Board of Education of the
Santa Cruz City Schools

2021-22 Education Protection Account
Program by Resource Report
Expenditures by Function - Detail

Expenditures through: June 30, 2022 Budget
For Fund 01, Resource 1400 Education Protection Account Elem District

Description	Object Codes	Amount
AMOUNT AVAILABLE FOR THIS FISCAL YEAR		
Adjusted Beginning Fund Balance	9791-9795	0.00
LCFF Sources	8010-8099	381,846.00
Federal Revenue	8100-8299	0.00
Other State Revenue	8300-8599	0.00
Other Local Revenue	8600-8799	0.00
All Other Financing Sources and Contributions	8900-8999	0.00
Unearned Revenue	9650	0.00
TOTAL AVAILABLE		381,846.00
EXPENDITURES AND OTHER FINANCING USES		
(Objects 1000-7999)		
Instruction	1000-1999	381,846.00
Instruction-Related Services		0.00
Instructional Supervision and Administration	2100-2150	0.00
AU of a Multidistric SELPA	2200	0.00
Instructional Library, Media, and Technology	2420	0.00
Other Instructional Resources	2490-2495	0.00
School Administration	2700	0.00
Pupil Services		
Guidance and Counseling Services	3110	0.00
Psycological Services	3120	0.00
Attendance and Social Work Services	3130	0.00
Health Services	3140	0.00
Speech Pathology and Audiology Services	3150	0.00
Pupil Testing Services	3160	0.00
Pupil Transportation	3600	0.00
Food Services	3700	0.00
Other Pupil Services	3900	0.00
Ancillary Services	4000-4999	0.00
Community Services	5000-5999	0.00
Enterprise	6000-6999	0.00
General Administration	7000-7999	0.00
Plant Services	8000-8999	0.00
Other Outgo	9000-9999	0.00
TOTAL EXPENDITURES AND OTHER FINANCING USES		381,846.00
BALANCE (Total Available minus Total Expenditures and Other Financing Uses)		0.00
INDIRECT COSTS AS A PERCENTAGE OF ELIGIBLE EXPENDITURES		
Eligible Expenditures (Objects 1000-5999 except objects 5100-5199)		381,846.00
Indirect Costs (Objects 7310 and 7350)		0.00
Indirect Costs divided by Eligible Expenditures		0.00%

2021-22 Education Protection Account
Program by Resource Report
Expenditures by Function - Detail

Expenditures through: June 30, 2022 Budget
For Fund 01, Resource 1400 Education Protection Account High District

Description	Object Codes	Amount
AMOUNT AVAILABLE FOR THIS FISCAL YEAR		
Adjusted Beginning Fund Balance	9791-9795	0.00
LCFF Sources	8010-8099	839,350.00
Federal Revenue	8100-8299	0.00
Other State Revenue	8300-8599	0.00
Other Local Revenue	8600-8799	0.00
All Other Financing Sources and Contributions	8900-8999	0.00
Unearned Revenue	9650	0.00
TOTAL AVAILABLE		839,350.00
EXPENDITURES AND OTHER FINANCING USES		
(Objects 1000-7999)		
Instruction	1000-1999	839,350.00
Instruction-Related Services		0.00
Instructional Supervision and Administration	2100-2150	0.00
AU of a Multidistric SELPA	2200	0.00
Instructional Library, Media, and Technology	2420	0.00
Other Instructional Resources	2490-2495	0.00
School Administration	2700	0.00
Pupil Services		
Guidance and Counseling Services	3110	0.00
Psycological Services	3120	0.00
Attendance and Social Work Services	3130	0.00
Health Services	3140	0.00
Speech Pathology and Audiology Services	3150	0.00
Pupil Testing Services	3160	0.00
Pupil Transportation	3600	0.00
Food Services	3700	0.00
Other Pupil Services	3900	0.00
Ancillary Services	4000-4999	0.00
Community Services	5000-5999	0.00
Enterprise	6000-6999	0.00
General Administration	7000-7999	0.00
Plant Services	8000-8999	0.00
Other Outgo	9000-9999	0.00
TOTAL EXPENDITURES AND OTHER FINANCING USES		839,350.00
BALANCE (Total Available minus Total Expenditures and Other Financing Uses)		0.00
INDIRECT COSTS AS A PERCENTAGE OF ELIGIBLE EXPENDITURES		
Eligible Expenditures (Objects 1000-5999 except objects 5100-5199)		839,350.00
Indirect Costs (Objects 7310 and 7350)		0.00
Indirect Costs divided by Eligible Expenditures		0.00%

SANTA CRUZ CITY SCHOOL DISTRICT

AGENDA ITEM: Annual Report of the Green Schools Committee

MEETING DATE: June 16, 2021

FROM: Jim Monreal, Assistant Superintendent, Business Services

THROUGH: Kris Munro, Superintendent

BACKGROUND:
The Green Schools Committee continues to encourage efforts to lighten the District's environmental footprint and to integrate environmental education and student participation into school-wide environmental initiatives, including using partnerships with environmental education providers.

The Committee provides the Board of Trustees an annual report on the District's environmental footprint, incorporating curriculum issues and environmental sustainability.

FISCAL IMPACT:
None.

This work is in direct support of the following District goals and their corresponding metrics.

Goal #2: SCCS will create positive, engaging school environments that promote the development of cognitive skills and the social emotional well-being of all students.

Goal #5: SCCS will maintain a balanced budget and efficient and effective management.

Goal #6: SCCS will maintain strong communication and partnership with its diverse community.

GREEN SCHOOLS COMMITTEE
TWELFTH ANNUAL REPORT
JUNE 16, 2021

The Green Schools Committee met four times during the 2020-21 school year: 11/12/20, 01/07/21, 04/08/21 and 05/13/21.

Attendees included:

Community Experts & Parents

Amity Sandage	SC County Office of Education
Dan Lazarus	Santa Cruz County Parks, Quail Hollow Park
Caylie Soon	City of Santa Cruz Waste Reduction
Chris Soriano	Santa Cruz Museum of Natural History
Chris Tom	UCSC student, City of Santa Cruz Intern
Christina Horvat	Santa Cruz County
Leslie O'Malley	City of Santa Cruz Waste Reduction
Mary Ann LoBalbo	Santa Cruz County
Pauline Seales	Santa Cruz Climate Action Network
Tiffany Wise-West	City of Santa Cruz Climate Action Program
Zeke Bean	Santa Cruz Water Resources

District Staff

Amy Hedrick-Farr	Director, Food Services
Amy Estuesta	Executive Assistant, Educational Services
Jim Monreal	Assistant Superintendent, Business Services
Kris Munro	Superintendent
Trevor Miller	Director, Maintenance, Operations & Transportation

Classified and Teachers

Dorothee Ledbetter	AFE Resource Librarian
Elnora Lewis	Harbor High Special Day Class teacher
Keresha Durham	Greater Santa Cruz Federation of Teachers rep, ARK teacher
Stu Branoff	Bay View teacher

SCCS School Board

Jeremy Shonick	SCCS Trustee
Patricia Threet	SCCS Trustee
John Owen	SCCS Trustee

SUMMARY

Our activities were restricted by the Covid-19 pandemic. The highlights included:

- Pauline Seales of Santa Cruz Climate Action offered online Climate lessons for students (see https://scruzclimate.org/education/)
- Keresha Durham worked with students from Youth for Climate Justice to compile a document with school improvement areas for the environment for School Board members
- Tiffany Wise-West from Santa Cruz City Climate Action Program worked with 2 youth interns, one from Harbor High and one from Santa Cruz High over the second half of 2020. They are connected to the Countywide youth climate effort
- The Climate Action Program continued to meet and focus on recommended projects and policies for coastal management as part of the Resilient Coast Santa Cruz initiative. Students from Santa Cruz High's Interact Club and the Nelson teen center youth acted as focus groups for the initiative
- Amy Hedrick-Farr from SCCS Food Services stated that they moved to biodegradable and compostable prior to the pandemic closersure and will return when it is safe to do so, depending on COVID safety compliance
- Keresha Durham notes that Life Lab teachers have taught important, sustainable food science to our elementary students. Lifelab is an independent nonprofit that has had its headquarters on the UCSC Farm since 1988. Since its founding at a local elementary school in 1979, Life Lab has trained educators and preK–12 students in farm- and garden-based science, nutrition and environmental education
- Keresha Durham states that several teens in our district have participated in the Food What?! Environmental education, which teaches ecologically sustainable and socially-just food systems and creates teen leadership skills. The UCSC Farm is home to **FoodWhat**, an independent youth empowerment and food justice organization (formerly a program of Life Lab). "Food, What?!" uses food, through sustainable agriculture and health, as the vehicle for growing healthy, strong, and resilient teens. FoodWhat partners with low-income and struggling youth to grow, cook, eat, and distribute healthy, sustainably-raised food and address food justice issues in the community
- Keresha Durham shared that Ecology Action's Bike/Walk/Skate to School has gotten many families to reduce carbon by not driving to schools. This successful program happened virtually in October and in May but could be promoted in August and the entire school year to reduce traffic and reduce Climate Changing emissions
- Santa Cruz City Schools Transportation has acquired a second electric bus and anticipates delivery, hopefully, for the 2021-22 school year

- Elnora Lewis from Harbor High Recycle Club shared that they are continuing to share videos about how to recycle properly. Blue recycle containers are still placed on campus and being used
- Chris Soriano shared that the Santa Cruz Museum of Natural History held a photo contest that many local high school students participated in. They are also wrapping up a year of virtual programs centered on environmental stewardship and nature connection with students at Ponderosa and El Nido High Schools. Next year the students from El Nido will hopefully be able to do stewardship projects in person at the Museum and other sites around the area
- The City of Santa Cruz has had a greater focus on food waste reduction. Waste Reduction Staff also available to bring hands-on Waste Reduction Education to the Classroom. Looking forward to welcoming students back to in person field trips to the City of Santa Cruz Resource Recovery and Recycling Center
- Youth for Climate Change has been hanging posters around town promoting climate action and "Zero by 2030"
- Tiffany Wise-West shared that the city is working on an equitable, community-driven Climate Action Plan and Climate Action Plan 2030 has begun its first phase of its year-long plan in March 2021
- Amy Hedrick-Farr from SCCS Food Services shared that the department is trying to limit unnecessary waste from their family bags, such as no condiments or plastic utensils
- Amy Hedrick-Farr stated that they have completed over 80 hours of Professional Development training this year Including environmentally friendly practices for employees
- Climate Action Plan 2030 has begun its first phase of its year-long plan in March 2021.
- Youth for Climate Justice held a large webinar about reducing plastic waste.
- Youth for Climate Justice is working with Superintendent Kris Munro to present to the Board of Education on the June 16, 2021 Regular Meeting.
- The Santa Cruz Museum of Natural History re-opened up to the public on April 10, 2021.
- Bayview Teacher Stu Branoff shared how students celebrated Earth Day 2021 with a zero waste lunch, weeding, picking up trash, and learning about the new bioswales and rain garden at Bay View.
- SCCS students serving on the Student Leadership Team of SCCOE's Youth for Environmental Action (YEA), supported by SCCOE Environmental Literacy Coordinator Amity Sandage, co-planned and co-facilitated a countywide virtual Environment Action Summit on April 29 for approximately 100 participants including MS and HS students, teachers, community-based environmental educators, and city sustainability planners. The students also presented to the County School Board Association and have

developed a template resolution for CSBA members to share for consideration with district boards.

- Costanoa and Soquel High have been teaching excellent, hands-on Sustainable Agro-Ecology classes again this semester. Keresha Durham hears from many students that this is their favorite class! They are learning to grow drought-tolerant plants and organic food and eat well.

RECOMMENDATIONS

- Continue elementary grade Watershed Field trip and consider "mandatory"
- Encourage students to use green transportation and change the culture around the use of eco-friendly transportation
- Update Environmental Science Textbook
- Invite Curriculum Directors or Ed Services to review development of Climate Action Curriculum
- Designate teacher/Climate Action Coordinator be hired to take on and develop Climate Actions and Climate Curriculum
- Participate as Green School Committee members, school board and interested students and teachers in the City's Climate Action Plan engagement June, 2021 through June 2022. Opt in to the City's project email list to be notified of those engagement opportunities: www.cityofsantacruz.com/climateactionplan
- Hire a teacher at each site to work with the Climate Action coordinator
- Recommend Climate Change Curriculum for K-12

The Green Schools Committee endorses the report above, and wishes to reaffirm the mission statement of the Green Schools Committee:

"To develop and recommend to the Board policies that meet State standards, lighten the District's environmental footprint and integrate environmental education and student participation in environmental initiatives using partnerships with environmental education and public and non-profit agencies."

Respectfully Submitted,

Jim Monreal
Assistant Superintendent
Business Services

Green Schools Committee

Annual Report

2020-2021

2020-21 Highlights

- Elnora Lewis from High Recycle Club shared that they are continuing to share videos about how to recycle properly
- Bayview Teacher Stu Branoff shared how students celebrated Earth Day 2021 with a zero waste lunch, weeding, picking up trash, and learning about the new bioswales and rain garden
- Santa Cruz City Schools Transportation has contracted for a second electric bus
- Youth for Climate Justice held a large webinar about reducing plastic waste

2020-21 Highlights

- Youth for Climate Change has been hanging posters around town promoting climate action and “Zero by 2030”
- Amy Hedrick-Farr from SCCS Food Services shared how they are trying to limit unnecessary waste, such as no condiments or plastic utensils
- Amy Hedrick-Farr stated that her team have completed over 80 hours of Professional Development including environmentally friendly practices for employees
- The City of Santa Cruz has had a greater focus on food waste reduction

Recommendations to the Board of Education

- Continue elementary grade Watershed Field trip and consider “mandatory”
- Encourage students to use green transportation and change the culture around the use of eco-friendly transportation
- Update Environmental Science Textbook
- Invite Curriculum Directors or Ed Services to review development of Climate Action Curriculum
- Designate teacher/Climate Action Coordinator be hired to take on and develop Climate Actions and Climate Curriculum

Recommendations to the Board of Education

- Participate as Green School Committee members, school board and interested students and teachers in the City's Climate Action Plan engagement June, 2021 through June 2022. Opt in to the City's project email list to be notified of those engagement opportunities: www.cityofsantacruz.com/climateactionplan
- Hire a teacher at each site to work with the Climate Action coordinator
- Recommend Climate Change Curriculum for K-12

Questions?

Thank you for your time

SANTA CRUZ CITY SCHOOL DISTRICT

AGENDA ITEM: Resolution40-20-21: Authorize the Superintendent, the Assistant Superintendent, Business Services & the Director of Finance to Accept Construction Bids

MEETING DATE: June 16, 2021

FROM: Jim Monreal, Assistant Superintendent, Business Services

THROUGH: Kris Munro, Superintendent

RECOMMENDATION:
Approve the annual Resolution 40-20-21 to authorize the Superintendent, the Assistant Superintendent, Business Services, and the Director of Finance, to accept construction bids.

BACKGROUND:
The Governing Board normally accepts and awards construction bids. However, the last Board meeting in 2020-21 is on June 16, 2021, and the first regular Board meeting in 2021-2022 is scheduled for August 18, 2021.

Annually, the Board passes a resolution to ensure effective operations. This resolution is presented each year in school districts across California as a prudent measure, should unforeseen conditions or an emergency arise, which may cause delay of projects or jeopardize the start of school. This resolution authorizes the Superintendent, the Assistant Superintendent of Business Services and the Director of Finance to award bids from June 16, 2021 through August 18, 2021.

FISCAL IMPACT:
None

This work is in direct support of the following District goals and their corresponding metrics:

Goal #2: SCCS will create positive, engaging school environments that promote the development of cognitive skills and the social emotional well-being of all students.
Goal #5: SCCS will maintain a balanced budget and efficient and effective management

AGENDA ITEM: 8.5.2.5.

SANTA CRUZ CITY SCHOOL DISTRICT
RESOLUTION No. 40-20-21

Authorizing the Superintendent, Asst. Superintendent Business Services and Director of Finance to Accept Construction Bids

WHEREAS, effective administration of a school district is dependent upon assignment of functional responsibilities; and

WHEREAS, the Governing Board of the Santa Cruz City School District is authorized to enter into contracts on behalf of the District; and

WHEREAS, the Governing Board has no regularly scheduled Board meetings scheduled between June 16, 2021 through August 18, 2021; and

WHEREAS, pursuant to applicable law, the District intends to continue to accept bids and/or proposals for the District to enter into such Contracts ("Bids and/or Proposals"); and

WHEREAS, in order to keep transactions moving as rapidly as possible, the Board intends to authorize the Superintendent, the Assistant Superintendent, Business Services, and the Director of Finance of Santa Cruz City Schools to accept Bids and/or Proposals and to accept and award Contracts between June 16, 2021 through August 18, 2021, subject to ratification by motion of the Board at a subsequent Board meeting; and

WHEREAS, Education Code section 35160 states in part that a school district's governing board "may initiate and carry on any program, activity, or may otherwise act in any manner which is not in conflict with or inconsistent with, or preempted by, any law and which is not in conflict with the purposes for which school districts are established;" and

WHEREAS, Education Code section 35160.1 states in part that school districts "have diverse needs unique to their individual communities and programs…. [and] should have the flexibility to create their own unique solutions;" and

WHEREAS, Education Code section 35160.1 further states in part that school districts have "authority to carry on activities and programs, including the expenditure of funds for programs and activities which, in the determination of the governing board of the school district … are necessary or desirable in meeting their needs and are not inconsistent with the purposes for which the funds were appropriated;" and

WHEREAS, Education Code section 35161 states that "the governing board of any school district may execute any powers delegated by law to it or to the district of which it is the governing board, and shall discharge any duty imposed by law upon it or upon the district of which it is the government board, and may delegate to an officer or employee of the district

any of those powers or duties. The governing board, however, retains ultimate responsibility over the performance of those powers or duties so delegated;" and

WHEREAS, Education Code section 17604 authorizes a school district's governing board, by a majority vote, to delegate to a school district's superintendent, or to such persons as the superintendent may designate, authority to enter into contracts subject to the provision that no contract made pursuant to the delegation and authorization shall be valid or constitute an enforceable obligation against the district unless and until the same shall have been approved or ratified by the governing board, the approval or ratification to be evidenced by a motion of the board duly passed and adopted;" and

WHEREAS, Education Code section 17605 authorizes a school district's governing board, by majority vote, to adopt a rule to delegate to any officer or employee of the District as designated, "the authority to purchase supplies, materials, apparatus, equipment and services. No rule shall authorize any officer or employee to make any purchases involving an expenditure by the district in excess of the amount specified by Section 20111 of the Public Contract Code. The rule shall prescribe the limits of the delegation as to time, money, and subject matter. All transactions entered into by the officer or employee shall be reviewed by the governing board every 60 days;" and

WHEREAS, in order to keep transactions on schedule, the District needs to accept Bids and/or Proposals and to accept and award Contracts promptly, subject to ratification by the Board at a subsequent Board meeting; and

NOW, THEREFORE, the Governing Board of the Santa Cruz City School District hereby finds, determines, declares, orders, and resolves as follows:

Section 1. That the above recitals are true and correct.

Section 2. That, for the period of June 16, 2021 through August 18, 2021, the Governing Board hereby delegates authority to the Superintendent, the Assistant Superintendent, Business Services, and the Director of Finance to accept Bids and/or Proposals and to accept and award Contracts, limited to the subject matters and monetary limits set forth in Public Contract Code section 20111 et seq., and subject to ratification by motion of the Board at a subsequent Board meeting.

Section 3. That Contracts approved by the Superintendent, the Assistant Superintendent, Business Services, and the Director of Finance pursuant to this delegation of authority, shall be submitted to the Board for ratification.

Section 4. That the Superintendent, the Assistant Superintendent, Business Services, and the Director of Finance are authorized pursuant to this Resolution to take any action and execute any documents that are necessary to carry out, give effect to, and comply with the terms and intent of this Resolution.

APPROVED, PASSED, AND ADOPTED by the Governing Board of the Santa Cruz City School District on this 16th day of June, 2021, by the following vote:

AYES:

NOES:

ABSENT OR NOT VOTING:

_____
President of the Governing Board
of Santa Cruz City Schools

Attested to:

_____
Secretary of the Governing Board
of Santa Cruz City Schools

AGENDA ITEM: 8.5.2.5.

SANTA CRUZ CITY SCHOOL DISTRICT

AGENDA ITEM: Annual Resolution #41-20-21 Summer Personnel Actions

MEETING DATE: June 16, 2021

FROM: Molly Parks, Assistant Superintendent, Human Resources

THROUGH: Kris Munro, Superintendent

RECOMMENDATION:

Approve the annual Resolution #41-20-21 authorizing the Superintendent to approve routine certificated and classified personnel actions between June 17, 2021 and August 17, 2021.

BACKGROUND:

There are no Board meetings scheduled between June 17, 2021 and August 17, 2021. As timely personnel actions are essential to District operations, it is necessary every summer to have a form of approval available during this time period.

FISCAL IMPACT:

None

This work is in direct support of the following district goals and their corresponding metrics:

Goal #1: All SCCS students will be prepared to successfully access post-secondary college and career opportunities.
Goal #2: SCCS will create positive, engaging school environments that promote the development of cognitive skills and the social emotional well-being of all students.
Goal #3: We will eliminate the achievement gaps that currently exist between demographic groups within the SCCS student community.
Goal #4: We will develop a highly collaborative, professional culture focused on supporting effective teaching.

SANTA CRUZ CITY SCHOOLS DISTRICT

RESOLUTION #41-20-21

ANNUAL RESOLUTION ON SUMMER PERSONNEL ACTION ITEMS

WHEREAS timely personnel decisions are essential to the Santa Cruz City Schools district operations, and

WHEREAS there are no scheduled meetings of the Santa Cruz City Schools Governing Board between June 17, 2021 and August 17, 2021;

NOW THEREFORE, BE IT RESOLVED that the Governing Board of Santa Cruz City Schools authorizes the Superintendent to approve the routine certificated and classified personnel action items from June 17, 2021 and August 17, 2021.

PASSED AND ADOPTED at a regular meeting of the Santa Cruz City Schools Governing Board held on June 16, 2021.

AYES: _____ NOES: _____ ABSTENTIONS:_____ ABSENT: _____

_____

Claudia Vestal, Board President

Santa Cruz City Schools Governing Board

AGENDA ITEM: 8.5.3.1.